

**MILBANK<sup>®</sup>**  
ENERGY AT WORK



# PowerGen<sup>™</sup> Product Catalog



# About Milbank

## Energy at Work

Milbank provides the tools that empower life. We enable the amazing in countless everyday ways through our thoughtfully designed products and collaborative ingenuity. More than a manufacturing company, we are an active and engaged contributor in the movement and utility of energy. We are energy at work.

As a third-generation family-owned business, Milbank has been engineering and manufacturing electrical supplies, equipment and solutions for use by utilities, contractors, distributors and OEMs since its founding in 1927.

Today, Milbank's meter mounting equipment is the standard by which all others are measured. Our meter sockets and electrical enclosures can be found on homes, schools, businesses, factories, roadways, RV parks, arenas, and airports across North America.



*Much like the baseball bat that transfers the player's energy to the ball, Milbank provides the technology that moves power.*



# Table of Contents

PowerGen™ Product Catalog

3

TABLE OF  
CONTENTS

## Standby Generator Systems

|                   |       |
|-------------------|-------|
| 8 & 10kW          | 4-5   |
| 12kW              | 6-7   |
| 17 & 20kW         | 8-9   |
| 25kW              | 10-11 |
| 35kw              | 12-13 |
| 48kW              | 14-15 |
| 60 & 62kW         | 16-17 |
| SynapSwitch™      | 18    |
| Transfer Switches | 19-21 |

## Digital Inverter Generators

|              |    |
|--------------|----|
| 1000 & 1800W | 22 |
|--------------|----|

## Portable Generators

|                |       |
|----------------|-------|
| 3250 - 10,000W | 23-25 |
|----------------|-------|

## Enclosed Controls 26

## Contractor & Distributor Benefits

|   |    |
|---|----|
| Milbank Authorized Generator Technician | 27 |
| Milbank OneSERT                         | 28 |
| Coming Soon & Notes                     | 29 |

## Technical Specifications

|  |       |
|--|-------|
| 8-20kW                                     | 30-31 |
| 25-62kW                                    | 32-43 |
| Transfer Switches                          | 44-47 |
| Portable Generators (3250-10,000W)         | 48-49 |
| Digital Inverter Generators (1000 & 1800W) | 50    |
| Notes                                      | 51    |



4

8 &amp; 10kW

8 &amp; 10kW

## Home Standby Generators

## MODELS

8kW<sup>1</sup> | MG08001

Keep essential appliances powered with the 8kW<sup>1</sup> generator connected to pre-selected circuits.

10kW<sup>1</sup> | MG10002

Power the essentials and more with the 10kW<sup>1</sup> paired with Milbank's automatic transfer switch. Utilizing our Power Management Technology, the automatic transfer switch allows for flexible management of electricity and appliances - all while using a smaller, more fuel-efficient generator.



## FEATURES

**More Power in a Smaller Generator** – The compact 8<sup>1</sup> and 10kW<sup>1</sup> standby generator is one of the most powerful units of its kW class with higher power output per square inch of its footprint – providing backup electricity to more of your household appliances.

**Homeowner Safety & Protection** – We take protection to a whole new level - the 8kW<sup>1</sup> and 10kW<sup>1</sup> come with an external, automatic gas shut-off valve, low pressure regulator and a thermally-protected fuel system which automatically shuts down the unit during an emergency (not found on any other competing generator in its class).

**Comprehensive Warranty** – Both the 8kW<sup>1</sup> and 10kW<sup>1</sup> units include a three-year, comprehensive parts and labor warranty<sup>2</sup>. At Milbank, we stand behind our products (for more than 85 years!), making it easy for our customers to work with us.

**Flexible Placement<sup>3</sup>** – Tested against the tough National Fire Protection Agency 37 standard, Milbank 8<sup>1</sup> & 10kW<sup>1</sup> standby generators can be placed as close as 18" from the home providing more placement options in your yard– perfect for tight lot lines.

**Durable Enclosure & Base** – Our enclosures are made from the same rust-resistant, durable Galvanneal steel that is found in the automotive industry and features an automotive-grade paint process which results in protection against chipping and abrasions. Our enclosures and base can endure temperatures of more than double that of aluminum and plastic.

**Innovative Airflow Technology** – With the engine and alternator intakes located in the rear, front ventilation pushes the heat and carbon monoxide away from the house - protecting homes, shrubs and landscaping from damage.

**Low Pressure, No Problem** - No need to worry if you live in an area with low gas pressure. Milbank generators are rated for 5" to 7" water column but can be as low as 3.5" with proper accommodations.

**Easy Wireless Monitoring** - Simple, trouble-free monitoring is a reality with our optional Basic Wireless Monitor (sold separately).



<sup>1</sup>This generator is rated in accordance with UL (Underwriters Laboratories) 2200 (stationary engine generator assemblies) and CSA (Canadian Standards Association) standard C22.2 No. 100-04 (motors and generators). <sup>2</sup>Warranty details are available at milbankworks.com. <sup>3</sup>Installations must strictly comply with all applicable codes, industry standards, laws, regulations and provided installation manual. Running engines give off carbon monoxide, an odorless, colorless, poisonous gas so it is important to keep exhaust gas away from any windows, doors, ventilation intakes or crawl spaces. The installation manual contains specific instructions related to generator placement in addition to NFPA 37, including the requirement that carbon monoxide detectors be installed and maintained in your home. Milbank reserves the right to make changes in specifications and features shown without notice or discontinue the product described at any time without notice or obligation. Other Generator/Automatic Transfer switch manufacturers' products are not compatible with Milbank Home Generator Systems.



# 8 & 10kW

## Home Standby Accessories

5

8 & 10KW

### MAINTENANCE KIT

Complete with special UL air filter, pre-cleaner, spark plugs, oil filter, and synthetic oil.

8kW | MG080022

10kW | MG101222



### WIRELESS ROUTER

**MG623501**

A signal enhancement to overcome obstructions. Recommended for applications with distances of 100 feet or more.



### WIRELESS MONITOR

**MG626401**

Easy, trouble-free monitoring is a reality with the new Milbank Basic Wireless Monitor. Place the wireless monitor in your home and know your generator is working without ever having to go outside.




### COLD WEATHER KIT

8kW | MG626201 - Dual Oil Heater

Complete with a dual oil heater and battery warmer - both thermostatically controlled to heat up when the temperature drops, ensuring smooth starting and engine operation. Tested at -25°F.

10kW | MG111102

Complete with an oil heater and battery warmer - both thermostatically controlled to heat up when the temperature drops, ensuring smooth starting and engine operation. Tested at -25°F.



## MODELS

### 12kW<sup>1</sup> | MG12002

Bigger isn't always better - especially when it comes to whole-house power. Ideal for small- to medium-sized homes, the 12kW<sup>1</sup> generator can intuitively power the whole house when paired with a Milbank automatic transfer switch.



## FEATURES

**Streamlined, Space-Saving Design** – Its vertical, sleek design allows for a smaller footprint than most other generators in its class. The compact 12kW<sup>1</sup> profile blends in beautifully with your home's exterior and landscaping, much like your central air conditioner.

**Comprehensive Warranty<sup>2</sup>** – The 12kW<sup>1</sup> unit includes a four-year limited warranty<sup>2</sup> - one of the best comprehensive parts and labor warranties in the industry. At Milbank, we stand behind our products (for more than 85 years!), making it easy for our customers to work with us.

**Flexible Placement<sup>3</sup>** – Tested against tough National Fire Protection Agency standards, Milbank 12kW<sup>1</sup> standby generator can be placed as close as 18" from the home, providing more placement options in your yard - perfect for tight lot lines.

**Homeowner Safety & Protection** – We take protection to a whole new level - the 12kW<sup>1</sup> comes with an external, automatic gas shut-off valve, low pressure regulator and a thermally-protected fuel

system which automatically shuts down the unit during an emergency (not found on any other competing generator in its class).

**Power Management Technology** – Partner with SynapSwitch™ to manage up to two load-dependent air conditioner units providing true whole-house power with a smaller, more affordable generator.

**Durable Enclosure & Base** – Our enclosures are made from the same rust-resistant, durable Galvanneal steel that is found in the automotive industry and features an automotive-grade paint process which results in protection against chipping and abrasions. Our enclosures and base can endure temperatures of more than double that of aluminum and plastic.

**Low Pressure, No Problem** - No need to worry if you live in an area with low gas pressure. Milbank generators are rated for 5" to 7" water column but can be as low as 3.5" with proper accommodations.

**4 YEAR WARRANTY**



<sup>1</sup>This generator is rated in accordance with UL (Underwriters Laboratories) 2200 (stationary engine generator assemblies) and CSA (Canadian Standards Association) standard C22.2 No. 100-04 (motors and generators). <sup>2</sup>Warranty details are available at milbankworks.com. <sup>3</sup>Installations must strictly comply with all applicable codes, industry standards, laws, regulations and provided installation manual. Running engines give off carbon monoxide, an odorless, colorless, poisonous gas so it is important to keep exhaust gas away from any windows, doors, ventilation intakes or crawl spaces. The installation manual contains specific instructions related to generator placement in addition to NFPA 37, including the requirement that carbon monoxide detectors be installed and maintained in your home. Milbank reserves the right to make changes in specifications and features shown without notice or discontinue the product described at any time without notice or obligation. Other Generator/Automatic Transfer switch manufacturers' products are not compatible with Milbank Home Generator Systems.

# 12kW

## Home Standby Accessories

7  
12KW

### MAINTENANCE KIT

**MG121822**


Complete with special UL air filter, pre-cleaner, spark plugs, oil filter, and synthetic oil.



### COLD WEATHER KIT

**MG111102**

Complete with an oil heater and battery warmer - both thermostatically controlled to heat up when the temperature drops, ensuring smooth starting and engine operation. Tested at -25°F.



### TRANSFER SWITCH

**MATS20011**

Milbank's SynapSwitch™ is the latest innovation in automatic transfer switches. The SynapSwitch™ calculates voltage and frequency to manage power loads and allow pairing with a smaller generator than in a non-management application.

\* More Transfer Switch options available - contact the Milbank sales team for more information.



**MILBANK**  
ENERGY AT WORK



## MODELS

17kW<sup>1</sup> | MG17001

20kW<sup>1</sup> | MG20003

Innovative and intelligent, the 17<sup>1</sup> & 20kW<sup>1</sup> deliver the high performance homeowners expect. The unique airflow technology coupled with sound-dampening compressed fiberglass make these some of the quietest generators in the industry, a diplomatic choice to keep neighbors happy.



## FEATURES

**Built for High-Performance** – These units are built with the extremely reliable Briggs & Stratton Commercial Grade Vanguard Engine. Proven in applications around the world, Vanguard's OHV technology provides superior balance, low vibration and emissions, and better fuel economy. Our electronic governors also provide stable, consistent power for sensitive electronics and today's most advanced appliances.

**Comprehensive Warranty<sup>2</sup>** – Both the 17kW<sup>1</sup> and 20kW<sup>1</sup> units include a four-year limited warranty<sup>2</sup> - one of the best comprehensive parts and labor warranties in the industry. At Milbank, we stand behind our products (for more than 85 years!), making it easy for our customers to work with us.

**Durable Enclosure & Base** – Our enclosures are made from the same rust-resistant, durable Galvanneal steel that is found in the automotive industry and features an automotive-grade paint process which results in protection against chipping and abrasions. Our enclosures and base can endure temperatures of more than double that of aluminum and plastic.

**Homeowner Safety & Protection** – We take protection to a whole new level - the 17kW<sup>1</sup> and 20kW<sup>1</sup> come with an external, automatic gas shut-

off valve, low pressure regulator and a thermally-protected fuel system which automatically shuts down the unit during an emergency (not found on any other competing generator in its class). These units also feature a corrugated metal fuel hose for safer operation.

**Flexible Placement<sup>3</sup>** – Tested against the tough National Fire Protection Agency 37 standard, Milbank 17<sup>1</sup> & 20kW<sup>1</sup> standby generators can be placed as close as 18" from the home providing more placement options in your yard\*– perfect for tight lot lines.

**Innovative Airflow Technology** – This feature provides better efficiency and longer life, and makes the 17<sup>1</sup> & 20kW<sup>1</sup> our quietest generators. With the engine and alternator intakes located in the rear, front ventilation pushes the heat and carbon monoxide away from the house - protecting homes, shrubs and landscaping from damage.

**Low Pressure, No Problem** - No need to worry if you live in an area with low gas pressure. Milbank generators are rated for 5" to 7" water column but can be as low as 3.5" with proper accommodations.

**4 YEAR WARRANTY**

ASSEMBLED IN THE  
**USA**



<sup>1</sup>This generator is rated in accordance with UL (Underwriters Laboratories) 2200 (stationary engine generator assemblies) and CSA (Canadian Standards Association) standard C22.2 No. 100-04 (motors and generators). <sup>2</sup>Warranty details are available at milbankworks.com. <sup>3</sup>Installations must strictly comply with all applicable codes, industry standards, laws, regulations and provided installation manual. Running engines give off carbon monoxide, an odorless, colorless, poisonous gas so it is important to keep exhaust gas away from any windows, doors, ventilation intakes or crawl spaces. The installation manual contains specific instructions related to generator placement in addition to NFPA 37, including the requirement that carbon monoxide detectors be installed and maintained in your home. Milbank reserves the right to make changes in specifications and features shown without notice or discontinue the product described at any time without notice or obligation. Other Generator/Automatic Transfer switch manufacturers' products are not compatible with Milbank Home Generator Systems.

# 17 & 20kW

## Home Standby Accessories

9

17 & 20kW

### MAINTENANCE KIT

#### MG151822

Complete with special UL air filter, pre-cleaner, spark plugs, oil filter, and synthetic oil.



### WIRELESS MONITOR

#### MG622901

Easy, trouble-free monitoring is a reality with the new Milbank Basic Wireless Monitor. Place the wireless monitor in your home and know your generator is working without ever having to go outside.



### COLD WEATHER KIT

#### MG623101

Complete with a dual oil heater and battery warmer - both thermostatically controlled to heat up when the temperature drops, ensuring smooth starting and engine operation. Tested at -25°F.



### WIRELESS ROUTER

#### MG623501

A signal enhancement to overcome obstructions. Recommended for applications with distances of 100 feet or more.



### TRANSFER SWITCH

#### MATS20011

Milbank's SynapSwitch™ is the latest innovation in automatic transfer switches. The SynapSwitch™ calculates voltage and frequency to manage power loads and allow pairing with a smaller generator than in a non-management application.

\* More Transfer Switch options available - contact the Milbank sales team for more information.



10  
25kW

25kW

## Home Standby Generators

### MODELS

#### 25kW<sup>1</sup> | MG2524011BS

Help your customers protect their homes and families from power outages with Milbank's liquid-cooled 25kW<sup>1</sup> home generator system. Perfect for medium-to-large homes, we provide you with reliable power and flexible options to meet your customers' power needs.



### FEATURES

**Quality Power** – Constant, reliable power is delivered to sensitive appliances and electronics.

**Powerful and Reliable Engine** – The robust engine, built and tested to Briggs & Stratton quality and durability standards, delivers consistent performance resulting in the dependability you expect from a backup generator.

**User-friendly Controller** – Conveniently monitors diagnostic conditions, displays system service codes and sets weekly exercise cycle - all from an easy-to-read scrolling LED display.

**Easy to Service** – Convenient access to disassembly points for quicker trouble-free servicing. The hinged roof with gas shocks keep the roof open allowing for

top down access to the engine. While the easy to remove side panels allow easy service access from the front and back.

**Durable Enclosure** – Rust-resistant, Galvanneal steel enclosures are made from the same materials and paint process used in the automotive industry, resulting in years of protection against chips and abrasions.

**Quick Response** – Automatically powers your home in seconds after sensing a power outage.

**4-Year Limited Parts and Labor Warranty** – At Milbank, we stand behind our warranty and make it easy for our customers to work with us.



<sup>1</sup>These generator are rated in accordance with UL 2200 and CSA Standard C22.2 No. 100-04

**Note:** Installations must strictly comply with all applicable codes, industry standards, laws and regulations. Running engines give off carbon monoxide, an odorless, colorless, poison gas so it is important to keep exhaust gas away from any windows, doors, ventilation intakes or crawl spaces. Carbon monoxide detectors must be installed and maintained in your home.

**Note:** Milbank reserves the right to make changes in specifications and features shown without notice or discontinue the product described at any time without notice or obligation. Warranty details available at milbankworks.com.

**4 YEAR  
WARRANTY**





# 25kW

## Home Standby Accessories

# 11

25KW

### MAINTENANCE KIT

**MG626801**

Complete with air and oil filters, funnel, synthetic oil, and spark plugs.



### COLD WEATHER KIT

**MG627001**

Complete with a thermostatically controlled battery warmer and engine block heater that activate as the temperature drops. Tested at -20° F.



### INFOHUB™ WIRELESS MONITOR

**MG62601H1**

The infohub™ wireless monitor constantly observes your generator's signal, telling you what you want to know, when you want to know it. Using your computer, tablet or smart phone, standby generator owners can instantly check their generator's system status from home or away.



### WIRELESS MONITOR

**MG626401**

Easy, trouble-free monitoring is a reality with the new Milbank Basic Wireless Monitor. Place the wireless monitor in your home and know your generator is working without ever having to go outside.



### SYNAPSWITCH™

**MATS20012**

Milbank's SynapSwitch™ is the latest innovation in automatic transfer switches. The SynapSwitch™ calculates voltage and frequency to manage power loads and allow pairing with a smaller generator than in a non-management application.



### TRANSFER SWITCH

**MG4002001**

The dual 400 amp / split 200 amp automatic transfer switch replaces the need for two 200 Amp transfer switches in a standard split 400A service home with two 200 Amp distribution panels. See page 17 for more details. Only available with MG20003, MG35001, MG45001, and MG60001.



\* More Transfer Switch options available - contact the Milbank sales team for more information.

1 2  
35kW

35kW

## Commercial Standby Generators

### MODELS

#### 35kW<sup>1</sup>

Available in single phase and three phase models. Refer to specifications for model numbers.



### FEATURES

**Comprehensive Commercial Warranty** – Milbank offers a four-year limited warranty<sup>2</sup> that includes parts and labor. It's one of the most comprehensive warranties in the commercial standby power industry.

**Industrial-Grade GM Vortec™ Engine** – This world class four-cylinder GM Vortec™ engine operates at 1800 RPM - quieter and more fuel-efficient than 3600 RPM engines.

**Longer Product Life** – A commercial generator is a big investment. Designed for a longer life span, Milbank's commercial standby generators have lower engine/alternator speeds, limited temperature rise on the alternator, and corrosion-resistant, all-metal enclosures.

**Custom Built Options** – A complete line of commercial standby generators for light commercial applications with multiple voltage, configuration and controller options available.

**Easier to Service** – Convenient access points make it easier to service and provide immediate access to the entire engine without time-consuming disassembly.

**Corrosion-Resistant Enclosure** – Durable, all-metal enclosures are built to last protecting against extreme weather conditions and supported by the longest enclosure warranty in the industry.

**4 YEAR WARRANTY**

**ASSEMBLED IN THE USA**



<sup>1</sup>This generator is rated in accordance with UL (Underwriters Laboratories) 2200 (stationary engine generator assemblies) and CSA (Canadian Standards Association) standard C22.2 No. 100-04 (motors and generators). <sup>2</sup>Warranty details are available at milbankworks.com. <sup>3</sup>Installations must strictly comply with all applicable codes, industry standards, laws, regulations and provided installation manual. Running engines give off carbon monoxide, an odorless, colorless, poisonous gas so it is important to keep exhaust gas away from any windows, doors, ventilation intakes or crawl spaces. The installation manual contains specific instructions related to generator placement in addition to NFPA 37, including the requirement that carbon monoxide detectors be installed and maintained in your home. Milbank reserves the right to make changes in specifications and features shown without notice or discontinue the product described at any time without notice or obligation. Other Generator/Automatic Transfer switch manufacturers' products are not compatible with Milbank Home Generator Systems.

# 35kW

## Commercial Standby Accessories

13  
35KW

### MAINTENANCE KIT

**35kW | MG300022**

Complete with special UL air filter, pre-cleaner, spark plugs, oil filter, and synthetic oil.



### ENGINE BLOCK HEATER

**35kW | MG624101**

Designed for maximum engine performance, engine block heaters keep engines warm, allowing for faster and easier startups in cold weather. Milbank 35KW, 45kW and 60kW standby generators are tested to start at -20°F using this kit. Each kit includes an engine block heater and bracket.



### SYNAPSWITCH™

**MATS20012**

Milbank's SynapSwitch™ is the latest innovation in automatic transfer switches. The SynapSwitch™ calculates voltage and frequency to manage power loads and allow pairing with a smaller generator than in a non-management application.



### VIGILANT™

**400A | MGVATS4001208, MGVATS4001240, MGVATS4001480**

The Vigilant™ Series automatic transfer switch is designed to automatically transfer critical loads in the event of a power outage. It consists of a simple, rugged design while maintaining the flexibility required to meet the needs of residential, agricultural, and light industrial applications.



### TRANSFER SWITCH

**MG4002001**

The dual 400 amp / split 200 amp automatic transfer switch replaces the need for two 200 Amp transfer switches in a standard split 400A service home with two 200 Amp distribution panels. See page 17 for more details. Only available with MG20003, MG35001, MG45001, and MG60001.

\* More Transfer Switch options available - contact the Milbank sales team for more information.





## MODELS

### 48kW<sup>1</sup>

Available in single phase and three phase models. Refer to specifications for model numbers.



## FEATURES

**Comprehensive Commercial Warranty** – Milbank offers a four-year limited warranty<sup>2</sup> that includes parts and labor. It's one of the most comprehensive warranties in the commercial standby power industry.

**Industrial-Grade GM Vortec™ Engine** – This world class eight-cylinder GM Vortec™ engine operates at 1800 RPM - quieter and more fuel-efficient than 3600 RPM engines.

**Longer Product Life** – A commercial generator is a big investment. Designed for a longer life span, Milbank's commercial standby generators have lower engine/alternator speeds, limited temperature rise on the alternator, and corrosion-resistant, all-metal enclosures.

**Custom Built Options** – A complete line of commercial standby generators for light commercial applications with multiple voltage, configuration and controller options available.

**Easier to Service** – Convenient access points make it easier to service and provide immediate access to the entire engine without time-consuming disassembly.

**Corrosion-Resistant Enclosure** – Durable, all-metal enclosures are built to last protecting against extreme weather conditions and supported by the longest enclosure warranty in the industry.



<sup>1</sup>This generator is rated in accordance with UL (Underwriters Laboratories) 2200 (stationary engine generator assemblies) and CSA (Canadian Standards Association) standard C22.2 No. 100-04 (motors and generators). <sup>2</sup>Warranty details are available at milbankworks.com. <sup>3</sup>Installations must strictly comply with all applicable codes, industry standards, laws, regulations and provided installation manual. Running engines give off carbon monoxide, an odorless, colorless, poisonous gas so it is important to keep exhaust gas away from any windows, doors, ventilation intakes or crawl spaces. The installation manual contains specific instructions related to generator placement in addition to NFPA 37, including the requirement that carbon monoxide detectors be installed and maintained in your home. Milbank reserves the right to make changes in specifications and features shown without notice or discontinue the product described at any time without notice or obligation. Other Generator/Automatic Transfer switch manufacturers' products are not compatible with Milbank Home Generator Systems.

# 48kW

## Commercial Standby Accessories

15  
48KW

### MAINTENANCE KIT

#### 48kW | MG450022

Complete with special UL air filter, pre-cleaner, spark plugs, oil filter, and synthetic oil.



### ENGINE BLOCK HEATER

#### 48kW | MG624201

Designed for maximum engine performance, engine block heaters keep engines warm, allowing for faster and easier startups in cold weather. Milbank 35KW, 45kW and 60kW standby generators are tested to start at -20°F using this kit. Each kit includes an engine block heater and bracket.



### SYNAPSWITCH™

#### MATS20012

Milbank's SynapSwitch™ is the latest innovation in automatic transfer switches. The SynapSwitch™ calculates voltage and frequency to manage power loads and allow pairing with a smaller generator than in a non-management application.



### VIGILANT™

#### 400A | MGVATS4001208, MGVATS4001240, MGVATS4001480

The Vigilant™ Series automatic transfer switch is designed to automatically transfer critical loads in the event of a power outage. It consists of a simple, rugged design while maintaining the flexibility required to meet the needs of residential, agricultural, and light industrial applications.



### TRANSFER SWITCH

#### MG4002001

The dual 400 amp / split 200 amp automatic transfer switch replaces the need for two 200 Amp transfer switches in a standard split 400A service home with two 200 Amp distribution panels. See page 17 for more details. Only available with MG20003, MG35001, MG45001, and MG60001.

\* More Transfer Switch options available - contact the Milbank sales team for more information.



16  
60 & 62kW

# 60 & 62kW

## Commercial Standby Generators

### MODELS

#### 60 and 62kW<sup>1</sup>

Available in single phase and three phase models. Refer to specifications for model numbers.



### FEATURES

**Comprehensive Commercial Warranty** – Milbank offers a four-year limited warranty<sup>2</sup> that includes parts and labor. It's one of the most comprehensive warranties in the commercial standby power industry.

**Industrial-Grade GM Vortec™ Engine** – This world class eight-cylinder GM Vortec™ engine operates at 1800 RPM - quieter and more fuel-efficient than 3600 RPM engines.

**Longer Product Life** – A commercial generator is a big investment. Designed for a longer life span, Milbank's commercial standby generators have lower engine/alternator speeds, limited temperature rise on the alternator, and corrosion-resistant, all-metal enclosures.

**Custom Built Options** – A complete line of commercial standby generators for light commercial applications with multiple voltage, configuration and controller options available.

**Power Management Technology** – Milbank's automatic transfer switch comes standard with our patented power management technology managing up to two load-dependent air conditioner units while keeping critical home or business applications powered.

**Easier to Service** – Convenient access points make it easier to service and provide immediate access to the entire engine without time-consuming disassembly.

**Corrosion-Resistant Enclosure** – Durable, all-metal enclosures are built to last protecting against extreme weather conditions and supported by the longest enclosure warranty in the industry.

**4 YEAR WARRANTY**



<sup>1</sup>This generator is rated in accordance with UL (Underwriters Laboratories) 2200 (stationary engine generator assemblies) and CSA (Canadian Standards Association) standard C22.2 No. 100-04 (motors and generators). <sup>2</sup>Warranty details are available at milbankworks.com. <sup>3</sup>Installations must strictly comply with all applicable codes, industry standards, laws, regulations and provided installation manual. Running engines give off carbon monoxide, an odorless, colorless, poisonous gas so it is important to keep exhaust gas away from any windows, doors, ventilation intakes or crawl spaces. The installation manual contains specific instructions related to generator placement in addition to NFPA 37, including the requirement that carbon monoxide detectors be installed and maintained in your home. Milbank reserves the right to make changes in specifications and features shown without notice or discontinue the product described at any time without notice or obligation. Other Generator/Automatic Transfer switch manufacturers' products are not compatible with Milbank Home Generator Systems.



# 60 & 62kW

## Commercial Standby Accessories

17  
60 & 62KW

### MAINTENANCE KIT

60kW | MG450022

62kW [3Ø] | MG450022

Complete with special UL air filter, pre-cleaner, spark plugs, oil filter, and synthetic oil.



### ENGINE BLOCK HEATER

60kW | MG624201

62kW [3Ø] | MG624201

Designed for maximum engine performance, engine block heaters keep engines warm, allowing for faster and easier startups in cold weather. Milbank 35kW, 45kW and 60kW standby generators are tested to start at -20°F using this kit. Each kit includes an engine block heater and bracket.



### VIGILANT™

400A | MGVATS4001208, MGVATS4001240, MGVATS4001480

The Vigilant™ Series automatic transfer switch is designed to automatically transfer critical loads in the event of a power outage. It consists of a simple, rugged design while maintaining the flexibility required to meet the needs of residential, agricultural, and light industrial applications.



### TRANSFER SWITCH

MG4002001

The dual 400 amp / split 200 amp automatic transfer switch replaces the need for two 200 Amp transfer switches in a standard split 400A service home with two 200 Amp distribution panels. See page 17 for more details. Only available with MG20003, MG35001, MG45001, and MG60001.



\* More Transfer Switch options available - contact the Milbank sales team for more information.



## MODELS

100A | MATS10011      200A | MATS20011  
150A | MATS15012      200A | MATS20012


Milbank is proud to introduce the new SynapSwitch™ | Automatic Transfer Switch (ATS). Compatible with our 8-48kW home standby generators, the SynapSwitch™ will immediately signal your generator to start up in the event of a power outage - so when the power goes out, you won't be left in the dark.



## POWER MANAGEMENT

### MATS50RM

**Load Control Module** - The Milbank Load Control Module paired with a Milbank SynapSwitch™ seamlessly manages power loads when under generator power. Using the Milbank Load Control Module can allow for a smaller generator to cover the load of a non-managed larger generator. Milbank Load Control Modules can be added per the application using one to four modules as needed. By using a module per load, the SynapSwitch™ is scalable and allows for flexibility in adding additional power management in the future.



## FEATURES

**Load Management** - The SynapSwitch™ manages two electrical loads on its own and can manage additional loads when paired with Load Control Module. This can enable you to receive whole-house power from a smaller generator.

**Intelligent Synap Technology** - This switch uses state-of-the-art technology that constantly measures power (voltage x current) and frequency.

**Load Priority** - The switch intelligently selects managed loads based on priority or load size.

**LED Status Indicator** - The indicator shows whether load is under utility or generated power and indicates which managed loads are on or off.

**Certified to FCC Chapter 15 Part B** - The ATS adheres to the strictest code for electronic design to avoid interference with radio and WiFi signals.

**Generator Disconnect** - The external disconnect allows the generator to be quickly taken out of service in the event of emergency shutoff.

**NEMA 3R Cabinet** - This durable enclosure is suitable for indoor or outdoor installations.

**Adaptability** - The intelligent switch automatically adapts to seasonal changes of the loads.

**Easy installation** - The lightweight SynapSwitch™ is easy to install and service. With a variety of knockouts and plug-and-play parts, this switch is a contractors turnkey solution.



Installers are required to review local codes prior to installation to determine if a transfer switch with separate disconnect is required. All installations must strictly comply with all applicable codes, industry standards, laws and regulations, and installation manual. Improper installation will void all warranties. Milbank reserves the right to make changes in specifications and features shown without notice or discontinue the product described at any time without notice or obligation. Other Generator/Automatic Transfer switch manufacturers' products are not compatible with Milbank Home Generator Systems.

## MODELS

|                      |                        |
|----------------------|------------------------|
| 100A   MGVATS1001LC  | 600A   MGVATS6001480   |
| 100A   MGVATS1001240 | 1000A   MGVATS10001240 |
| 200A   MGVATS2001240 | 1000A   MGVATS10001208 |
| 400A   MGVATS4001240 | 1000A   MGVATS10001480 |
| 400A   MGVATS4001208 | 1250A   MGVATS12501240 |
| 400A   MGVATS4001480 | 1250A   MGVATS12501208 |
| 600A   MGVATS6001240 | 1250A   MGVATS12501480 |
| 600A   MGVATS6001208 |                        |



The Vigilant Series automatic transfer switch is designed to automatically transfer critical loads in the event of a power outage. It consists of a simple, rugged design while maintaining the flexibility required to meet the needs of residential, agricultural and light industrial applications.

## FEATURES

**Galvanized Steel Enclosure** – This duplex coated, galvanized G90 grade steel meets American Society for Testing and Materials (ASTM) standard A653. The service life more is than twice that of regular steel; standard on all Vigilant series transfer switches.

**Exterior Accessibility** – The easy-to-use, 7-day exerciser clock gives full control over day and time. The exerciser clock and indicator lamps are both accessible from outside the transfer switch – no need to open the door, even with the NEMA 3 enclosure option.

**VTSC100 Logic Controller Board** – The controls harbored in the center of every Vigilant automatic transfer switch. It is designed to provide all basic transfer switch control functions with simplicity, flexibility, and durability.

Features include:

- Powered from genset battery for isolation against line transients.
- Integrated voltage and frequency sensing.
- Adjustable transfer delays using on-board potentiometers.
- Fused remote start contact relays.
- Adjustable drop-out & pick-up values for voltage and frequency.
- Internal test switch included.

**Comprehensive Warranty** – Milbank offers one of the best in the industry with a 5-year limited parts and labor warranty.



Installers are required to review local codes prior to installation to determine if a transfer switch with separate disconnect is required. All installations must strictly comply with all applicable codes, industry standards, laws and regulations, and installation manual. Improper installation will void all warranties. Milbank reserves the right to make changes in specifications and features shown without notice or discontinue the product described at any time without notice or obligation. Other Generator/Automatic Transfer switch manufacturers' products are not compatible with Milbank Home Generator Systems.



## MODELS

|                  |                        |
|------------------|------------------------|
| 50A   MG0503120  | 200A   MG2003992       |
| 100A   MG1003162 | 200A   MG2003993       |
| 100A   MG1003002 | 2 X 200A   MG4002001** |
| 100A   MG1003992 |                        |
| 150A   MG1503992 | Power Management       |
| 200A   MG2003002 | MG0501440              |



## FEATURES

**Fully Automatic** – All transfer switches monitor utility and generator voltages and will automatically connect to the appropriate source of power. 100 and 200 amp switches are capable of whole-house power transfer in residential/small business applications.

**Exclusive Design** – Each transfer switch is UL approved, custom-made and dedicated exclusively for Milbank, reducing overall cost and giving you exactly what you need for your home or small business.

**Lightweight/Ease of Installation** – Efficient component selection has resulted in switch gear optimization for a lightweight product solution to residential/small business installations. Five wires — three 120/240 VAC and two utility supply wires (for battery charger and optional battery warmer and oil heater) also allow for efficient one-person installation.

**EEPROM (Electronic Program Read-Only Memory)** – All transfer switches feature non-volatile memory,

so when the power goes out, the transfer switch “remembers” its programming once power is restored. The switch never has to be programmed or reprogrammed once it is installed.

**Variable Engine Warm-Up** – All of our switches feature both 20-second and 50-second warm-up options: 20 seconds for warm weather starts or a 50 second setting when the generator requires additional start time in colder climates.

**Safety Features** – All transfer switches are solenoid-operated from utility or generator inputs and contain electrical interlock switches to eliminate the possibility of dangerous back-feed to a line during an outage.

**3-Year Limited Parts and Labor Warranty** – One of the most comprehensive parts and labor warranties in the industry.

**3 YEAR  
WARRANTY**



**MILBANK**

\*\*Can Only Be Used With the purchase of a 20, 30, 45 or 60kW home standby generator (not by itself).



# Transfer Switches

Dual 200 Amp / Split 400 Amp

**21**  
TRANSFER  
SWITCHES

## MODEL

**MG4002001**


The Milbank Dual 200 Amp / Split 400 Amp Transfer Switch replaces the need for two 200 Amp transfer switches in standard split 400A service homes with two 200A distribution panels. It's a convenient and affordable solution to manage whole-house backup power for larger homes and businesses.

## FEATURES

**First In Its Class** – Never seen before automatic transfer switch technology only compatible with Milbank generators.

**Easy Installation** – The system uses one less transfer switch requiring less wiring, less time and expenses than typical installations. Plus factory pre-wired generator power distribution inside the transfer switch simplifies installation.

**Smaller Footprint** – Combining two automatic transfer switches into one, the Dual 200 Amp Transfer Switch / Split 400 Amp results in a smaller, cleaner looking installation for your customer.



**3 YEAR  
WARRANTY**

\*Review local codes to determine if a transfer switch with separate service entrance disconnect is required. Installers are required to review local codes prior to installation to determine if a transfer switch with separate disconnect is required. All installations must strictly comply with all applicable codes, industry standards, laws and regulations, and installation manual. Improper installation will void all warranties. Milbank reserves the right to make changes in specifications and features shown without notice or discontinue the product described at any time without notice or obligation. Other Generator/Automatic Transfer switch manufacturers' products are not compatible with Milbank Home Generator Systems.



# 22

1000 & 1800W

# 1000 & 1800W

## Digital Inverter Generators

Ideal for the contractor on the go or outdoorsy weekend warrior – Milbank's digital inverters provide reliable, quiet and clean energy for all sensitive electronic needs. The 4-cycle gasoline-powered inverters provide two 120V, AC outlets.



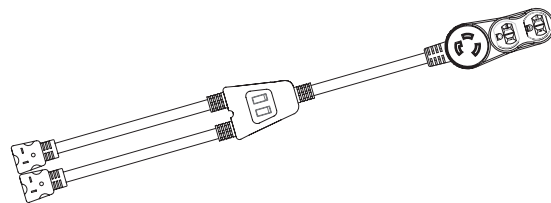
1000W | MPG1000I



1800W | MPG2000IP

## FEATURES

- Asymmetrical Fans
- Dual Muffler Design
- Double Insulated Acoustic Hood
- Yellow Color Coded Touch points
- Power Indicator Light
- AC Overload Reset
- High Efficiency Run Mode
- Low Oil Shut Down
- Light Weight, Ergonomically Designed
  - 1000W – 30 lbs.
  - 1800W – 43 lbs.
- Run time @ 1/2 load: MPG1000I 9 hours  
MPG2000IP 11 hours
- Sound Output, 53-59 dba NL/FL
- Less Than 3% Total Harmonic Distortion (THD)
- Tool Kit and Oil Bottle included
- MPG2000IP will feature capabilities allowing two units to be used in parallel.
- 12 volt power outlet
- Model #INVPCORD1



PARALLEL CORD | INVPCORD1



\*Review local codes to determine if a transfer switch with separate service entrance disconnect is required. Installers are required to review local codes prior to installation to determine if a transfer switch with separate disconnect is required. All installations must strictly comply with all applicable codes, industry standards, laws and regulations, and installation manual. Improper installation will void all warranties. Milbank reserves the right to make changes in specifications and features shown without notice or discontinue the product described at any time without notice or obligation. Other Generator/Automatic Transfer switch manufacturers' products are not compatible with Milbank Home Generator Systems.

# 3250-10,000W

## Portable Generators

# 23

3200 & 10,000W

From campsite to job site, from tent to trailer, and all points in between, Milbank's rugged, dependable portable generators put the power in your hands to get the job done. From 3250W to 7500W, trust in Milbank's comprehensive line of EPA-compliant portable generator solutions to deliver power when you want it, wherever you need it.



**3 YEAR WARRANTY**

**EPA COMPLIANT**

## FEATURES

**The Complete Package** – Includes everything you need in one box to hit the ground running – wheel kit, handle kit (some assembly required), oil, funnel, and tool kit

**Quiet Operation** – The Pulse-Flo muffler allows us to boast one of the quietest generators on the market

**Exclusive VR System** – Voltage-regulated power protection for all your electronic needs

**Iron-Sleeved Engine** – Our engine sleeves are made with cast iron for long-lasting durability and low maintenance

**Simplified Operator Control Center** – Clean, simple and easy to use to harness the power you need, when you need it.

**3-Year Limited Parts & Labor Warranty** - One of the best comprehensive parts and labor warranties in the industry.

Running engines give off carbon monoxide, an odorless, colorless, poisonous gas so it is important to keep exhaust gas away from any windows, doors, ventilation intakes or crawl spaces. Not for indoor use. Milbank reserves the right to make changes in specifications and features shown without notice or discontinue the product described at any time without notice or obligation.



# 24

3250-7500W

# 3250-7500W

## Portable Generators

**MANUAL START**

**3250W | MPG32501**



**5500W | MPG55003**



**STORM UNIT**

**6000W | MPG6000S**



**ELECTRIC START**

**6500W | MPG6500E**



**7000W | MPG70002E**



**7500W | MPG75002E**



**POWER CORD | MPGCORD25**



This 25 ft. power cord includes twist-lock plug and 4 standard outlets. Included with MPG6000S; sold separately for all other units.

- 10 gauge 4 wire
- 30 AMPS
- Rated up to 300 VOLTS
- 25 Ft. cord includes male, twist lock plug and four standard household outlets

**3 YEAR WARRANTY**



Running engines give off carbon monoxide, an odorless, colorless, poisonous gas so it is important to keep exhaust gas away from any windows, doors, ventilation intakes or crawl spaces. Not for indoor use. Milbank reserves the right to make changes in specifications and features shown without notice or discontinue the product described at any time without notice or obligation.

Milbank | 4801 Deramus Ave., Kansas City, MO 64120 | 816.410.7346 | milbankworks.com



# 10,000W

## Portable Generator

**25**  
10,000W

**ELECTRIC**  **START**

10,000W | MPG100001E  
Available Summer 2014



## FEATURES

- 680cc VTWIN OHV Engine
- <5% Total harmonic distortion
- 9.2 Gallon Fuel Tank
- 12 Hour Run Time @ 50% Load
- Shock Mounted - Oil Cooler
- GFCI Protected Control Panel
- Low Oil Shutdown
- Hour Meter
- Data Center
- EPA/CARB
- Pulse-Flo™ Muffler
- Full Cage Steel Frame
- Fuel Tank Drain System Included
- Included: Tool Kit, Oil Bottle, Oil Funnel and Battery

**3** YEAR  
WARRANTY

Running engines give off carbon monoxide, an odorless, colorless, poisonous gas so it is important to keep exhaust gas away from any windows, doors, ventilation intakes or crawl spaces. Not for indoor use. Milbank reserves the right to make changes in specifications and features shown without notice or discontinue the product described at any time without notice or obligation.





Enclosed controls from Milbank are the perfect alternative to traditional “strut farm” structures, providing superior security and appearance while taking just a fraction of the time to install. All electrical equipment (lug landing, meter socket, distribution and control equipment) are protected inside an attractive, vandal-resistant Type 3R cabinet. Milbank generators can be paired with Milbank enclosed controls to offer a total package solution for back up power needs.

## FEATURES

**Typical Applications** – Applications include traffic intersections, cell sites, phone company broadband service, cable TV, pump and lift stations.

**Electrical Equipment** – Electrical equipment including the generator receptacle, is built inside the pedestal giving it a clean appearance and making it extremely vandal resistant.

**Pedestal** – Each pedestal has been designed to handle a wide range of applications using standard, stocked configurations.

**Available in custom colors.**



Utility requirements for this equipment may vary. Always consult the serving utility for their requirements prior to ordering or installing this equipment. This product must be installed by a licensed electrician. Installation of this equipment may require local electrical inspector approval.

# Contractor Benefits

## Authorized Generator Technician Certification

**27**  
CONTRACTOR  
BENEFITS

### BECOME A MILBANK AUTHORIZED GENERATOR TECHNICIAN



Become an Authorized Generator Technician with Milbank's certification class. This two-day technical course provides electrical contractors with the knowledge needed to install and perform warranty repairs on Milbank home standby generator units.

This hands-on certification training allows contractors to experience a simulated power outage and generator start-up process, view live sequence and industry-leading power management technology, and understand Milbank's live load management and load shedding capabilities.

Milbank's generator certification class is required for any licensed electrical contractor who would like to be authorized to perform field repairs under Milbank's warranty policies and procedures. This certification is not required for installing Milbank home generator systems or performing routine maintenance.



Contact Chad Palmer, Technical Training and Support Manager at 816-410-7253 or via email [cpalmer@milbankworks.com](mailto:cpalmer@milbankworks.com) or your local electrical distributor for more information.



# Distributor Benefits

## Milbank OneSERT

The next natural disaster affecting your area is not a matter of **IF**, it's a matter of **WHEN**. And when that time comes, you need immediate world-class service. That's why Milbank offers OneSERT, your One-Stop Emergency Response Team to get you the product you need, when you need it.

During normal business hours Monday - Friday, 8 a.m. - 5 p.m. CST - call our office at 816-410-7346.

A single call to 800-227-5564 sets the OneSERT team in motion:

- After-hours call support 24 hours per day, 365 days per year
- Single point of contact to coordinate all aspects of the order
- Expedited product availability
- Optional solutions on product applications
- Fast, reliable service

When a natural disaster strikes your area, put the country's leading manufacturer of meter sockets and related products on your team. Call Milbank's OneSERT emergency line at 800-227-5564 or [milbankworks.com/OneSERT](http://milbankworks.com/OneSERT).

Note: this program as well as emergency portable generator stock (pictured below) is available only to our current electrical distributors.



During Hurricane Sandy & Hurricane Irene, Milbank was able to react quickly and shipped thousands of portable generators to our electrical distributors across the country!



# 800 - 227 - 5564

Running engines give off carbon monoxide, an odorless, colorless, poisonous gas so it is important to keep exhaust gas away from any windows, doors, ventilation intakes or crawl spaces. Not for indoor use. Milbank reserves the right to make changes in specifications and features shown without notice or discontinue the product described at any time without notice or obligation.



# COMING SOON

(Summer 2014)

## Manual Transfer Switch

- Available in 30 Amps & 60 Amps
- Digital meters
- Includes learn button for calculating maximum output of generator

## Notes

---

---

---

---

---

---

---

---

---

---



# Technical Specifications

| MODEL NUMBER                                    | MG08001<br>8kW  | MG10002<br>10kW  |  |
|---|---|--|--|
| Watts LP/NG                                     | 8,000W (LP) / 6,000W (NG)   | 10,000W (LP) / 9,000W (NG)                                 |  |
| Main Breaker (Amps)                             | 35  | 50   |  |
| Amps LP/NG                                      | 33.3 / 29.9   | 41.7 / 37.5  |  |
| Voltage   | 120/240V AC, Single Phase, 1.0 pf   | 120/240V AC, Single Phase, 1.0 pf                          |  |
| Alternator                                      | Brushed   | Brushed  |  |
| Harmonic Distortion                             | Less than 5%  | Less than 5%   |  |
| Voltage Regulation                              | Automatic   | Automatic  |  |
| Fuel Type                                       | Propane (LP), Natural Gas   | Propane (LP), Natural Gas                                  |  |
| Sound Rating (at 7 Meters)                      | 76.8 dB   | 72.3 dB  |  |
| Full Pressure Lubrication                       | Yes   | Yes  |  |
| Overcrank Protection                            | Yes   | Yes  |  |
| Dimensions (in inches: L x W x H)               | 28 x 24.4 x 35.1  | 28 x 24.4 x 35.1   |  |
| Weight (Generator Only)                         | 252 lbs   | 272 lbs  |  |
| Orientation                                     | Vertical  | Vertical   |  |
| Limited Warranty*                               | 3 year P/L (limited)  | 3 year P/L (limited)                                       |  |
| NFPA-37 Compliant                               | Yes   | Yes  |  |
| Cold Weather Kit                                | MG626201(sold separately)   | MG111102 (sold separately)                                 |  |
| Maintenance Kit                                 | MG080022 (sold separately)  | MG101222 (sold separately)                                 |  |
| Turnkey Extras Included                         | Hour Meter, Battery Charger, Steel Base, External Automatic Shut-off Valve, Low Pressure Regulator, Thermally Protected Fuel System and Synthetic Oil |  |  |
| FUEL CHARACTERISTICS                            |   |  |  |
| Fuel Consumption   LP<br>(at 1/2 load)          | 37.6 Ft³/Hr    1.04 Gal/Hr<br>94,000 BTU  | 42.8 Ft³/Hr    1.18 Gal/Hr<br>107,000 BTU                  |  |
| Fuel Consumption   NG<br>(at 1/2 load)          | 94 Ft³/Hr<br>94,000 BTU   | 111 Ft³/Hr<br>111,000 BTU                                  |  |
| Fuel Consumption   LP<br>(at full load)         | 56.4 Ft³/Hr    1.57 Gal/Hr<br>141,000 BTU   | 65.6 Ft³/Hr    1.82 Gal/Hr<br>164,000 BTU                  |  |
| Fuel Consumption   NG<br>(at full load)         | 121 Ft³/Hr<br>121,000 BTU   | 169 Ft³/Hr<br>169,000 BTU                                  |  |
| Water Pressure<br>* requires extra accomodation | NG 3.5* to 7”<br>LP 11” - 14”   | NG 3.5* to 7”<br>LP 11” - 14”                              |  |
| BATTERY REQUIREMENTS                            |   |  |  |
| Volts (standard/cold start)                     | 12 Volt DC  | 12 Volt DC   |  |
| Minimum AMPS (standard/cold start)              | 540 CCA / 800 CCA   | 540 CCA / 800 CCA  |  |
| Type  | Wet Lead Acid   | Wet Lead Acid  |  |
| Terminal Hardware                               | Top Post Type   | Top Post Type  |  |
| Dimensions (Max)                                | BCI size 26 or 51 (BCI size 24 cold start, less than 32°F)  | BCI size 26 or 51 (BCI size 24 cold start, less than 32°F) |  |
| ENGINE SPECIFICATIONS                           |   |  |  |
| Engine  | 500 cc Briggs & Stratton Intek  | 570 cc Briggs & Stratton Commercial Vanguard™V-Twin        |  |
| Cylinders                                       | 1 Cylinder - 4 Cycle  | 2 Cylinder - 4 Cycle                                       |  |
| Operating RPM                                   | 3600  | 3600   |  |
| California Compliant                            | Yes   | Yes  |  |

These generators are rated in accordance with UL 2200 and CSA Standard C22.2 No. 100-04. Fuel consumption rates are estimated based on normal operating conditions. Generator operation may be greatly affected by elevation and the cycling operation of multiple electrical appliances - fuel flow rates may vary depending on these factors. Installations must strictly comply with all applicable codes, industry standards, laws and regulations, installation manual. Other Generator/ Automatic Transfer Switch manufacturers products are not compatible with Milbank Home Generator Systems. Improper installation voids all warranty. Milbank reserves the right to make changes in specifications and features shown without notice or discontinue the product described at any time without notice or obligation. \*Current model available is 15kW CARB.

# Technical Specifications

**3 1**  
8-20KW

| MG12002<br>12kW  | MG17001<br>17kW   | MG20003<br>20kW                                      |
|--|---|--|
| 12,000W (LP) / 11,000W (NG)  | 17,000W (LP) / 15,300W (NG)   | 20,000W (LP) / 18,000W (NG)                          |
| 60   | 80  | 100  |
| 50 / 45.8  | 67 / 60   | 83.3 / 75  |
| 120/240V AC, Single Phase, 1.0 pf  | 120/240V AC, Single Phase, 1.0 pf   | 120/240V AC, Single Phase, 1.0 pf                    |
| Brushed  | Brushed   | Brushed  |
| Less than 5%   | Less than 5%  | Less than 5%   |
| Automatic  | Automatic   | Automatic  |
| Propane (LP), Natural Gas  | Propane (LP), Natural Gas   | Propane (LP), Natural Gas                            |
| 74.5 dB  | 69.1 dB, 3600 RPM, per ISO 3744   | 69.1 dB, 3600 RPM, per ISO 3744                      |
| Yes  | Yes   | Yes  |
| Yes  | Yes   | Yes  |
| 34.6 x 39.4 x 38.5   | 48 x 34 x 31  | 48 x 34 x 31   |
| 535 lbs  | 484 lbs   | 500 lbs  |
| Vertical   | Horizontal  | Horizontal   |
| 4 year P/L (limited)   | 4 year P/L (limited)  | 4 year P/L (limited)                                 |
| Yes  | Yes   | Yes  |
| MG111102 (sold separately)   | MG623101 (sold separately)  | MG623101 (sold separately)                           |
| MG121822 (sold separately)   | MG151822 (sold separately)  | MG151822 (sold separately)                           |
| Hour Meter, Battery Charger, Steel Base, External Automatic Shut-off Valve, Low Pressure Regulator, Thermally Protected Fuel System and Synthetic Oil, Wired Remote Status Monitor | Hour Meter, Battery Charger, Steel Base, External Automatic Shut-off Valve, Low Pressure Regulator, Thermally Protected Fuel System and Synthetic Oil 12002 |  |
| 51 Ft³/Hr 1.42 Gal/Hr<br>127,000 BTU   | 74 Ft³/Hr 2.06 Gal/Hr<br>185,000 BTU  | 83 Ft³/Hr 2.31 Gal/Hr<br>207,500 BTU                 |
| 119.46 Ft³/Hr<br>119,460 BTU   | 170 Ft³/Hr<br>70,000 BTU  | 187 Ft³/Hr<br>187,000 BTU                            |
| 85.32 Ft³/Hr 2.37 Gal/Hr<br>213,000 BTU  | 118 Ft³/Hr 3.28 Gal/Hr<br>295,000 BTU   | 135 Ft³/Hr 3.75 Gal/Hr<br>337,500 BTU                |
| 197 Ft³/Hr<br>197,000 BTU  | 248 Ft³/Hr<br>248,000 BTU   | 260 Ft³/Hr<br>260,000 BTU                            |
| NG 3.5" to 7"<br>LP 11" - 14"  | NG 3.5" to 7"<br>LP 11" - 14"   | NG 3.5" to 7"<br>LP 11" - 14"                        |
| 12 Volt DC   | 12 Volt DC  | 12 Volt DC   |
| 600 CCA  | 540 CCA / 630 CCA   | 540 CCA / 630 CCA                                    |
| Absorbed Glass Mat   | Wet Lead Acid   | Wet Lead Acid  |
| M6 Hardware  | Top Post Type   | Top Post Type  |
| 5.5"W x 9"L x 8.9"H (including posts)  | BCI size 26 (BCI size 75 cold start, less than 32°F)  | BCI size 26 (BCI size 75 cold start, less than 32°F) |
| 803 cc Briggs & Stratton Professional Series™ V-Twin   | 993 cc Briggs & Stratton Commercial Vanguard™ V-Twin  |  |
| 2 Cylinder - 4 Cycle   | 2 Cylinder - 4 Cycle  | 2 Cylinder - 4 Cycle                                 |
| 3600   | 3600  | 3600   |
| Yes  | Yes   | Yes  |

| MODEL NUMBER                            | MG2524011BS<br>25kW                                   | MG3524011BS<br>35kW                                   |
|---|---|---|
| Watts LP/NG                             | 25,000W (LP) / 25,000W (NG)                           | 35,000W (LP) / 31,500W (NG)                           |
| Main Breaker (Amps)                     | 125   | 200   |
| Amps LP/NG                              | 104.2 / 104.2   | 146 / 131   |
| Voltage                                 | 120/240V AC, Single Phase, 1.0                        | 120/240V AC, Single Phase, 1.0 pf                     |
| Alternator                              | Brushless   | Brushless   |
| Harmonic Distortion                     | Less than 5%  | Less than 5%  |
| Voltage Regulation                      | Automatic   | Automatic   |
| Fuel Type                               | Propane (LP), Natural Gas                             | Propane (LP), Natural Gas                             |
| Sound Rating (at 7 Meters)              | 65dB  | 68dB  |
| Full Pressure Lubrication               | Yes   | Yes   |
| Overcrank Protection                    | Yes   | Yes   |
| Dimensions (in inches: L x W x H)       | 70 x 32 x 37  | 84.4 x 39.5 x 42.5                                    |
| Weight (Generator Only)                 | 1,056   | 1,469   |
| Orientation                             | Horizontal  | Horizontal  |
| Limited Warranty*                       | 4 year P/L (limited)                                  | 4 year P/L (limited)                                  |
| NFPA-37 Compliant                       | No  | Yes   |
| Engine Block Heater                     | MG627001 (sold separately)                            | MG624101 (sold separately)                            |
| Maintenance Kit                         | MG626801 (sold separately)                            | MG300022 (sold separately)                            |
| Turnkey Extras Included                 | Hour Meter, Battery Charger, and<br>API SL 10W-30 Oil | Hour Meter, Battery Charger, and<br>API SL 10W-30 Oil |
| FUEL CHARACTERISTICS                    |   |   |
| Fuel Consumption   LP<br>(at 1/2 load)  | 262,500 BTU/Hr<br>105 Ft. 3/Hr<br>2.9 Gal/Hr          | 292,900 BTU/Hr<br>117 Ft. 3/Hr<br>3.1 Gal/Hr          |
| Fuel Consumption   NG<br>(at 1/2 load)  | 252,000 BTU/Hr<br>252 Ft3/H                           | 282,000 BTU/Hr<br>282 Ft3/Hr                          |
| Fuel Consumption   LP<br>(at full load) | 387,000 BTU/Hr<br>155 Ft3/Hr<br>4.3 Gal/Hr            | 465,100 BTU/Hr<br>186 Ft3/Hr<br>4.9 Gal/Hr            |
| Fuel Consumption   NG<br>(at full load) | 368,100 BTU/Hr<br>368 Ft3/Hr                          | 458,800 BTU/Hr<br>458 Ft3/Hr                          |
| Water Pressure                          | NG + LP 5" to 11"                                     | NG + LP 7" to 11"                                     |
| BATTERY REQUIREMENTS                    |   |   |
| Volts (standard/cold start)             | 12 Volt DC  | 12 Volt DC  |
| Minimum AMPS (standard/cold start)      | 650 CCA   | 650 CCA   |
| Type                                    | VRLA (Valve Regulated Lead Acid)                      | VRLA (Valve Regulated Lead Acid)                      |
| Terminal Hardware                       | Top Post Type   | Top Post Type   |
| Dimensions (Max)                        | 7.5" x 11.25" x 10.0"                                 | 7.5" x 11.25" x 10.0"                                 |
| ENGINE SPECIFICATIONS                   |   |   |
| Engine                                  | Briggs & Stratton™ 1.6L                               | GM Vortec™ 3.0L Industrial Powertrain                 |
| Cylinders                               | Inline 4 Cylinder, 4-Cycle                            | Inline 4 Cylinder, 4-Cycle                            |
| Operating RPM                           | 1800  | 1800  |
| California Compliant                    | Yes   | Yes   |

These generators are rated in accordance with UL 2200 and CSA Standard C22.2 No. 100-04. Fuel consumption rates are estimated based on normal operating conditions. Generator operation may be greatly affected by elevation and the cycling operation of multiple electrical appliances - fuel flow rates may vary depending on these factors. Installations must strictly comply with all applicable codes, industry standards, laws and regulations, installation manual. Other Generator/Automatic Transfer Switch manufacturers products are not compatible with Milbank Home Generator Systems. Improper installation voids all warranty. Milbank reserves the right to make changes in specifications and features shown without notice or discontinue the product described at any time without notice or obligation.

# Technical Specifications

**33**  
25-35kW

| MG3520831WIN<br>35kW                                  | MG3524031WIN<br>35kW                                  | MG3524031DIN<br>35kW                                  |
|---|---|---|
| 35,000W (LP) / 31,500W (NG)                           | 35,000W (LP) / 31,500W (NG)                           | 35,000W (LP) / 31,500W (NG)                           |
| 150   | 125   | 125   |
| 121 / 109   | 105 / 95  | 105 / 95  |
| 120/208V AC, 3-Phase, 0.8 pf                          | 139/240V AC, 3-Phase, 0.8 pf                          | 120/240V AC, 3-Phase, 0.8 pf                          |
| Brushless   | Brushless   | Brushless   |
| Less than 5%  | Less than 5%  | Less than 5%  |
| Automatic   | Automatic   | Automatic   |
| Propane (LP), Natural Gas                             | Propane (LP), Natural Gas                             | Propane (LP), Natural Gas                             |
| 68dB  | 68dB  | 68dB  |
| Yes   | Yes   | Yes   |
| Yes   | Yes   | Yes   |
| 84.4 x 39.5 x 42.5                                    | 84.4 x 39.5 x 42.5                                    | 84.4 x 39.5 x 42.5                                    |
| 1,469   | 1,469   | 1,469   |
| Horizontal  | Horizontal  | Horizontal  |
| 4 year P/L (limited)                                  | 4 year P/L (limited)                                  | 4 year P/L (limited)                                  |
| Yes   | Yes   | Yes   |
| MG624101 (sold separately)                            | MG624101 (sold separately)                            | MG624101 (sold separately)                            |
| MG300022 (sold separately)                            | MG300022 (sold separately)                            | MG300022 (sold separately)                            |
| Hour Meter, Battery Charger, and<br>API SL 10W-30 Oil | Hour Meter, Battery Charger, and<br>API SL 10W-30 Oil | Hour Meter, Battery Charger, and<br>API SL 10W-30 Oil |
| 292,900 BTU/Hr<br>117 Ft. 3/Hr<br>3.1 Gal/Hr          | 292,900 BTU/Hr<br>117 Ft. 3/Hr<br>3.1 Gal/Hr          | 292,900 BTU/Hr<br>117 Ft. 3/Hr<br>3.1 Gal/Hr          |
| 282,000 BTU/Hr<br>282 Ft3/Hr                          | 282,000 BTU/Hr<br>282 Ft3/Hr                          | 282,000 BTU/Hr<br>282 Ft3/Hr                          |
| 465,100 BTU/Hr<br>186 Ft3/Hr<br>4.9 Gal/Hr            | 465,100 BTU/Hr<br>186 Ft3/Hr<br>4.9 Gal/Hr            | 465,100 BTU/Hr<br>186 Ft3/Hr<br>4.9 Gal/Hr            |
| 458,800 BTU/Hr<br>458 Ft3/Hr                          | 458,800 BTU/Hr<br>458 Ft3/Hr                          | 458,800 BTU/Hr<br>458 Ft3/Hr                          |
| NG + LP 7" to 11"                                     | NG + LP 7" to 11"                                     | NG + LP 7" to 11"                                     |
| 12 Volt DC  | 12 Volt DC  | 12 Volt DC  |
| 650 CCA   | 650 CCA   | 650 CCA   |
| VRLA (Valve Regulated Lead Acid)                      | VRLA (Valve Regulated Lead Acid)                      | VRLA (Valve Regulated Lead Acid)                      |
| Top Post Type   | Top Post Type   | Top Post Type   |
| 7.5" x 11.25" x 10.0"                                 | 7.5" x 11.25" x 10.0"                                 | 7.5" x 11.25" x 10.0"                                 |
| GM Vortec™ 3.0L Industrial Powertrain                 | GM Vortec™ 3.0L Industrial Powertrain                 | GM Vortec™ 3.0L Industrial Powertrain                 |
| Inline 4 Cylinder, 4-Cycle                            | Inline 4 Cylinder, 4-Cycle                            | Inline 4 Cylinder, 4-Cycle                            |
| 1800  | 1800  | 1800  |
| Yes   | Yes   | Yes   |

| MODEL NUMBER                            | MG3548031WIN<br>35kW   | MG3524011IL<br>35kW  |
|---|--|--|
| Watts LP/NG                             | 35,000W (LP) / 31,500 (NG)   | 35,000W (LP) / 31,500 (NG)   |
| Main Breaker (Amps)                     | 70   | 200  |
| Amps LP/NG                              | 61/55  | 146/131  |
| Voltage                                 | 277/480V AC, 3-Phase, 0.8 pf   | 120/240V AC, Single Phase, 1.0 pf  |
| Alternator                              | Brushless  | Brushless  |
| Harmonic Distortion                     | Less than 5%   | Less than 5%   |
| Voltage Regulation                      | Automatic  | Automatic  |
| Fuel Type                               | Propane (LP), Natural Gas  | Propane (LP), Natural Gas  |
| Sound Rating (at 7 Meters)              | 68dB   | 68dB   |
| Full Pressure Lubrication               | Yes  | Yes  |
| Overcrank Protection                    | Yes  | Yes  |
| Dimensions (in inches: L x W x H)       | 84.4" x 39.5" x 42.5"  | 84.4" x 39.5" x 42.5"  |
| Weight (Generator Only)                 | 1,469  | 1,469  |
| Orientation                             | Horizontal   | Horizontal   |
| Limited Warranty*                       | 4 year P/L (Limited)   | 4 year P/L (Limited)   |
| NFPA-37 Compliant                       | Yes  | Yes  |
| Engine Block Heater                     | MG624101   | MG624101   |
| Maintenance Kit                         | MG300022   | MG300022   |
| Turnkey Extras Included                 | Hour Meter, Battery Charger, Steel Base, External Automatic Shut-off Valve, Low Pressure Regulator, Thermally Protected Fuel System, Radiator Fluid, Synthetic Oil | Hour Meter, Battery Charger, Steel Base, External Automatic Shut-off Valve, Low Pressure Regulator, Thermally Protected Fuel System, Radiator Fluid, Synthetic Oil |
| <b>FUEL CHARACTERISTICS</b>             |  |  |
| Fuel Consumption   LP<br>(at 1/2 load)  | 292,900 BTU/Hr<br>117 Ft. 3/Hr<br>3.1 Gal/Hr   | 292,900 BTU/Hr<br>117 Ft. 3/Hr<br>3.1 Gal/Hr   |
| Fuel Consumption   NG<br>(at 1/2 load)  | 282,000 BTU/Hr<br>282 Ft3/Hr   | 282,000 BTU/Hr<br>282 Ft3/Hr   |
| Fuel Consumption   LP<br>(at full load) | 465,100 BTU/Hr<br>186 Ft3/Hr 4.9 Gal/Hr  | 465,100 BTU/Hr<br>186 Ft3/Hr 4.9 Gal/Hr  |
| Fuel Consumption   NG<br>(at full load) | 458,800 BTU/Hr<br>458 Ft3/Hr   | 458,800 BTU/Hr<br>458 Ft3/Hr   |
| Water Pressure                          | NG + LP 7 to 11"   | NG + LP 7 to 11"   |
| <b>BATTERY REQUIREMENTS</b>             |  |  |
| Volts (standard/cold start)             | 12 Volt DC   | 12 Volt DC   |
| Minimum AMPS (standard/cold start)      | 650 CCA  | 650 CCA  |
| Type                                    | Lead Acid  | Lead Acid  |
| Terminal Hardware                       | Top Post Type  | Top Post Type  |
| Dimensions (Max)                        | 7.5"W x 11.25"L x 10"H   | 7.5"W x 11.25"L x 10"H   |
| <b>ENGINE SPECIFICATIONS</b>            |  |  |
| Engine                                  | GM Vortec 3.0L   | GM Vortec 5.0L   |
| Cylinders                               | 4 Cylinder, 4-Cycle  | 8 Cylinder, 4-Cycle  |
| Operating RPM                           | 1,800  | 1,800  |
| California Compliant                    | Yes  | Yes  |

These generators are rated in accordance with UL 2200 and CSA Standard C22.2 No. 100-04. Fuel consumption rates are estimated based on normal operating conditions. Generator operation may be greatly affected by elevation and the cycling operation of multiple electrical appliances - fuel flow rates may vary depending on these factors. Installations must strictly comply with all applicable codes, industry standards, laws and regulations, installation manual. Other Generator/Automatic Transfer Switch manufacturers products are not compatible with Milbank Home Generator Systems. Improper installation voids all warranty. Milbank reserves the right to make changes in specifications and features shown without notice or discontinue the product described at any time without notice or obligation.



# Technical Specifications

**35**  
35kW

| MG3520831WIL<br>35kW   | MG3524031WIL<br>35kW   | MG3524031DIL<br>35kW   |
|--|--|--|
| 35,000W (LP) / 31,500 (NG)   | 35,000W (LP) / 31,500 (NG)   | 35,000W (LP) / 31,500 (NG)   |
| 150  | 125  | 125  |
| 150  | 105/95   | 105/95   |
| 120/208V AC, 3-Phase, 0.8 pf   | 139/240V AC, 3-Phase, 0.8 pf   | 120/240V AC, 3-Phase, 0.8 pf   |
| Brushless  | Brushless  | Brushless  |
| Less than 5%   | Less than 5%   | Less than 5%   |
| Automatic  | Automatic  | Automatic  |
| Propane (LP), Natural Gas  | Propane (LP), Natural Gas  | Propane (LP), Natural Gas  |
| 68dB   | 68dB   | 68dB   |
| Yes  | Yes  | Yes  |
| Yes  | Yes  | Yes  |
| 84.4" x 39.5" x 42.5"  | 84.4" x 39.5" x 42.5"  | 84.4" x 39.5" x 42.5"  |
| 1,469  | 1,469  | 1,469  |
| Horizontal   | Horizontal   | Horizontal   |
| 4 year P/L (Limited)   | 4 year P/L (Limited)   | 4 year P/L (Limited)   |
| Yes  | Yes  | Yes  |
| MG624101   | MG624101   | MG624101   |
| MG300022   | MG300022   | MG300022   |
| Hour Meter, Battery Charger, Steel Base, External Automatic Shut-off Valve, Low Pressure | Hour Meter, Battery Charger, Steel Base, External Automatic Shut-off Valve, Low Pressure | Hour Meter, Battery Charger, Steel Base, External Automatic Shut-off Valve, Low Pressure |
| 292,900 BTU/Hr<br>117 Ft. 3/Hr<br>3.1 Gal/Hr   | 292,900 BTU/Hr<br>117 Ft. 3/Hr<br>3.1 Gal/Hr   | 292,900 BTU/Hr<br>117 Ft. 3/Hr<br>3.1 Gal/Hr   |
| 282,000 BTU/Hr<br>282 Ft3/Hr   | 282,000 BTU/Hr<br>282 Ft3/Hr   | 282,000 BTU/Hr<br>282 Ft3/Hr   |
| 465,100 BTU/Hr<br>186 Ft3/Hr 4.9 Gal/Hr  | 465,100 BTU/Hr<br>186 Ft3/Hr 4.9 Gal/Hr  | 465,100 BTU/Hr<br>186 Ft3/Hr 4.9 Gal/Hr  |
| 458,800 BTU/Hr<br>458 Ft3/Hr   | 458,800 BTU/Hr<br>458 Ft3/Hr   | 458,800 BTU/Hr<br>458 Ft3/Hr   |
| NG + LP 7 to 11"   | NG + LP 7 to 11"   | NG + LP 7 to 11"   |
| 12 Volt DC   | 12 Volt DC   | 12 Volt DC   |
| 650 CCA  | 650 CCA  | 650 CCA  |
| Lead Acid  | Lead Acid  | Lead Acid  |
| Top Post Type  | Top Post Type  | Top Post Type  |
| 7.5"W x 11.25"L x 10"H   | 7.5"W x 11.25"L x 10"H   | 7.5"W x 11.25"L x 10"H   |
| GM Vortec 3.0L   | GM Vortec 3.0L   | GM Vortec 3.0L   |
| 4 Cylinder, 4-Cycle  | 4 Cylinder, 4-Cycle  | 4 Cylinder, 4-Cycle  |
| 1,800  | 1,800  | 1,800  |
| Yes  | Yes  | Yes  |

| MODEL NUMBER                            | MG3548031WIL<br>35kW   | MG4824011BS<br>48kW  |
|---|--|--|
| Watts LP/NG                             | 35,000W (LP) / 31,500 (NG)   | 48,000 (LP) / 43,200 (NG)  |
| Main Breaker (Amps)                     | 70   | 200  |
| Amps LP/NG                              | 61/55  | 200/180  |
| Voltage                                 | 277/480V AC, 3-Phase, 0.8 pf   | 120/240V AC, Single Phase, 1.0 pf  |
| Alternator                              | Brushless  | Brushless  |
| Harmonic Distortion                     | Less than 5%   | Less than 5%   |
| Voltage Regulation                      | Automatic  | Automatic  |
| Fuel Type                               | Propane (LP), Natural Gas  | Propane (LP), Natural Gas  |
| Sound Rating (at 7 Meters)              | 68dB   | 66dB   |
| Full Pressure Lubrication               | Yes  | Yes  |
| Overcrank Protection                    | Yes  | Yes  |
| Dimensions (in inches: L x W x H)       | 84.4" x 39.5" x 42.5"  | 98.5" x 39.5" x 44"  |
| Weight (Generator Only)                 | 1,469  | 1890   |
| Orientation                             | Horizontal   | Horizontal   |
| Limited Warranty*                       | 4 year P/L (Limited)   | 4 year P/L (Limited)   |
| NFPA-37 Compliant                       | Yes  | Yes  |
| Engine Block Heater                     | MG624101   | MG624101   |
| Maintenance Kit                         | MG300022   | MG300022   |
| Turnkey Extras Included                 | Hour Meter, Battery Charger, Steel Base, External Automatic Shut-off Valve, Low Pressure Regulator, Thermally Protected Fuel System, Radiator Fluid, Synthetic Oil | Hour Meter, Battery Charger, Steel Base, External Automatic Shut-off Valve, Low Pressure Regulator, Thermally Protected Fuel System, Radiator Fluid, Synthetic Oil |
| <b>FUEL CHARACTERISTICS</b>             |  |  |
| Fuel Consumption   LP<br>(at 1/2 load)  | 292,900 BTU/Hr<br>117 Ft. 3/Hr<br>3.1 Gal/Hr   | 462,500 BTU/Hr<br>185 Ft3/Hr<br>4.8 Gal/Hr   |
| Fuel Consumption   NG<br>(at 1/2 load)  | 282,000 BTU/Hr<br>282 Ft3/Hr   | 429,000 BTU/Hr<br>429 Ft3/Hr   |
| Fuel Consumption   LP<br>(at full load) | 465,100 BTU/Hr<br>186 Ft3/Hr 4.9 Gal/Hr  | 785,000 BTU/Hr<br>314 Ft3/Hr 8.2 Gal/Hr  |
| Fuel Consumption   NG<br>(at full load) | 458,800 BTU/Hr<br>458 Ft3/Hr   | 717,000 BTU/Hr<br>717 Ft3/Hr   |
| Water Pressure                          | NG + LP 7 to 11"   | NG + LP 7 to 11"   |
| <b>BATTERY REQUIREMENTS</b>             |  |  |
| Volts (standard/cold start)             | 12 Volt DC   | 12 Volt DC   |
| Minimum AMPS (standard/cold start)      | 650 CCA  | 650 CCA  |
| Type                                    | Lead Acid  | Lead Acid  |
| Terminal Hardware                       | Top Post Type  | Top Post Type  |
| Dimensions (Max)                        | 7.5"W x 11.25"L x 10"H   | 7.5"W x 11.25"L x 10"H   |
| <b>ENGINE SPECIFICATIONS</b>            |  |  |
| Engine                                  | GM Vortec 3.0L   | GM Vortec 5.0L   |
| Cylinders                               | 4 Cylinder, 4-Cycle  | 8 Cylinder, 4-Cycle  |
| Operating RPM                           | 1,800  | 1,800  |
| California Compliant                    | Yes  | Yes  |

These generators are rated in accordance with UL 2200 and CSA Standard C22.2 No. 100-04. Fuel consumption rates are estimated based on normal operating conditions. Generator operation may be greatly affected by elevation and the cycling operation of multiple electrical appliances - fuel flow rates may vary depending on these factors. Installations must strictly comply with all applicable codes, industry standards, laws and regulations, installation manual. Other Generator/Automatic Transfer Switch manufacturers products are not compatible with Milbank Home Generator Systems. Improper installation voids all warranty. Milbank reserves the right to make changes in specifications and features shown without notice or discontinue the product described at any time without notice or obligation.

# Technical Specifications

**37**  
48kW

| MG4820831WIN<br>48kW   | MG4824031WIN<br>48kW   | MG4824031DIN<br>48kW   |
|--|--|--|
| 48,000 (LP) / 43,200 (NG)  | 48,000 (LP) / 43,200 (NG)  | 48,000 (LP) / 43,200 (NG)  |
| 167  | 144  | 144  |
| 167/150  | 144/140  | 144/140  |
| 120/208V AC, 3-Phase, 0.8 pf   | 139/240V AC, 3-Phase, 0.8 pf   | 120/240V AC, 3-Phase, 0.8 pf   |
| Brushless  | Brushless  | Brushless  |
| Less than 5%   | Less than 5%   | Less than 5%   |
| Automatic  | Automatic  | Automatic  |
| Propane (LP), Natural Gas  | Propane (LP), Natural Gas  | Propane (LP), Natural Gas  |
| 66dB   | 66dB   | 66dB   |
| Yes  | Yes  | Yes  |
| Yes  | Yes  | Yes  |
| 98.5" x 39.5" x 44"  | 98.5" x 39.5" x 44"  | 98.5" x 39.5" x 44"  |
| 1890   | 1890   | 1890   |
| Horizontal   | Horizontal   | Horizontal   |
| 4 year P/L (Limited)   | 4 year P/L (Limited)   | 4 year P/L (Limited)   |
| Yes  | Yes  | Yes  |
| MG624101   | MG624101   | MG624101   |
| MG300022   | MG300022   | MG300022   |
| Hour Meter, Battery Charger, Steel Base, External Automatic Shut-off Valve, Low Pressure | Hour Meter, Battery Charger, Steel Base, External Automatic Shut-off Valve, Low Pressure | Hour Meter, Battery Charger, Steel Base, External Automatic Shut-off Valve, Low Pressure |
| 462,500 BTU/Hr<br>185 Ft3/Hr<br>4.8 Gal/Hr   | 462,500 BTU/Hr<br>185 Ft3/Hr<br>4.8 Gal/Hr   | 462,500 BTU/Hr<br>185 Ft3/Hr<br>4.8 Gal/Hr   |
| 429,000 BTU/Hr<br>429 Ft3/Hr   | 429,000 BTU/Hr<br>429 Ft3/Hr   | 429,000 BTU/Hr<br>429 Ft3/Hr   |
| 785,000 BTU/Hr<br>314 Ft3/Hr 8.2 Gal/Hr  | 785,000 BTU/Hr<br>314 Ft3/Hr 8.2 Gal/Hr  | 785,000 BTU/Hr<br>314 Ft3/Hr 8.2 Gal/Hr  |
| 717,000 BTU/Hr<br>717 Ft3/Hr   | 717,000 BTU/Hr<br>717 Ft3/Hr   | 717,000 BTU/Hr<br>717 Ft3/Hr   |
| NG + LP 7 to 11"   | NG + LP 7 to 11"   | NG + LP 7 to 11"   |
| 12 Volt DC   | 12 Volt DC   | 12 Volt DC   |
| 650 CCA  | 650 CCA  | 650 CCA  |
| Lead Acid  | Lead Acid  | Lead Acid  |
| Top Post Type  | Top Post Type  | Top Post Type  |
| 7.5"W x 11.25"L x 10"H   | 7.5"W x 11.25"L x 10"H   | 7.5"W x 11.25"L x 10"H   |
| GM Vortec 3.0L   | GM Vortec 3.0L   | GM Vortec 3.0L   |
| 8 Cylinder, 4-Cycle  | 8 Cylinder, 4-Cycle  | 4 Cylinder, 4-Cycle  |
| 1,800  | 1,800  | 1,800  |
| Yes  | Yes  | Yes  |

| MODEL NUMBER                            | MG4848031WIN<br>48kW   | MG4824011IL<br>48kW  |
|---|--|--|
| Watts LP/NG                             | 48,000 (LP) / 43,200 (NG)  | 48,000 (LP) / 43,200 (NG)  |
| Main Breaker (Amps)                     | 73   | 200  |
| Amps LP/NG                              | 73/65  | 200/180  |
| Voltage                                 | 277/480V AC, 3-Phase, 0.8 pf   | 120/240V AC, Single Phase, 1.0 pf  |
| Alternator                              | Brushless  | Brushless  |
| Harmonic Distortion                     | Less than 5%   | Less than 5%   |
| Voltage Regulation                      | Automatic  | Automatic  |
| Fuel Type                               | Propane (LP), Natural Gas  | Propane (LP), Natural Gas  |
| Sound Rating (at 7 Meters)              | 66dB   | 66dB   |
| Full Pressure Lubrication               | Yes  | Yes  |
| Overcrank Protection                    | Yes  | Yes  |
| Dimensions (in inches: L x W x H)       | 98.5" x 39.5" x 44"  | 98.5" x 39.5" x 44"  |
| Weight (Generator Only)                 | 1890   | 1890   |
| Orientation                             | Horizontal   | Horizontal   |
| Limited Warranty*                       | 4 year P/L (Limited)   | 4 year P/L (Limited)   |
| NFPA-37 Compliant                       | Yes  | Yes  |
| Engine Block Heater                     | MG624101   | MG624101   |
| Maintenance Kit                         | MG300022   | MG300022   |
| Turnkey Extras Included                 | Hour Meter, Battery Charger, Steel Base, External Automatic Shut-off Valve, Low Pressure Regulator, Thermally Protected Fuel System, Radiator Fluid, Synthetic Oil | Hour Meter, Battery Charger, Steel Base, External Automatic Shut-off Valve, Low Pressure Regulator, Thermally Protected Fuel System, Radiator Fluid, Synthetic Oil |
| <b>FUEL CHARACTERISTICS</b>             |  |  |
| Fuel Consumption   LP<br>(at 1/2 load)  | 462,500 BTU/Hr<br>185 Ft3/Hr<br>4.8 Gal/Hr   | 462,500 BTU/Hr<br>185 Ft3/Hr<br>4.8 Gal/Hr   |
| Fuel Consumption   NG<br>(at 1/2 load)  | 429,000 BTU/Hr<br>429 Ft3/Hr   | 429,000 BTU/Hr<br>429 Ft3/Hr   |
| Fuel Consumption   LP<br>(at full load) | 785,000 BTU/Hr<br>314 Ft3/Hr 8.2 Gal/Hr  | 785,000 BTU/Hr<br>314 Ft3/Hr 8.2 Gal/Hr  |
| Fuel Consumption   NG<br>(at full load) | 717,000 BTU/Hr<br>717 Ft3/Hr   | 717,000 BTU/Hr<br>717 Ft3/Hr   |
| Water Pressure                          | NG + LP 7 to 11"   | NG + LP 7 to 11"   |
| <b>BATTERY REQUIREMENTS</b>             |  |  |
| Volts (standard/cold start)             | 12 Volt DC   | 12 Volt DC   |
| Minimum AMPS (standard/cold start)      | 650 CCA  | 650 CCA  |
| Type                                    | Lead Acid  | Lead Acid  |
| Terminal Hardware                       | Top Post Type  | Top Post Type  |
| Dimensions (Max)                        | 7.5"W x 11.25"L x 10"H   | 7.5"W x 11.25"L x 10"H   |
| <b>ENGINE SPECIFICATIONS</b>            |  |  |
| Engine                                  | GM Vortec 3.0L   | GM Vortec 5.0L   |
| Cylinders                               | 4 Cylinder, 4-Cycle  | 8 Cylinder, 4-Cycle  |
| Operating RPM                           | 1,800  | 1,800  |
| California Compliant                    | Yes  | Yes  |

These generators are rated in accordance with UL 2200 and CSA Standard C22.2 No. 100-04. Fuel consumption rates are estimated based on normal operating conditions. Generator operation may be greatly affected by elevation and the cycling operation of multiple electrical appliances - fuel flow rates may vary depending on these factors. Installations must strictly comply with all applicable codes, industry standards, laws and regulations, installation manual. Other Generator/Automatic Transfer Switch manufacturers products are not compatible with Milbank Home Generator Systems. Improper installation voids all warranty. Milbank reserves the right to make changes in specifications and features shown without notice or discontinue the product described at any time without notice or obligation.

# Technical Specifications

**39**  
48kW

| MG4820831WIL<br>48kW   | MG4824031WIL<br>48kW   | MG4824031DIL<br>48kW   |
|--|--|--|
| 48,000 (LP) / 43,200 (NG)  | 48,000 (LP) / 43,200 (NG)  | 48,000 (LP) / 43,200 (NG)  |
| 167  | 144  | 144  |
| 167/150  | 144/140  | 144/140  |
| 120/208V AC, 3-Phase, 0.8 pf   | 139/240V AC, 3-Phase, 0.8 pf   | 120/240V AC, 3-Phase, 0.8 pf   |
| Brushless  | Brushless  | Brushless  |
| Less than 5%   | Less than 5%   | Less than 5%   |
| Automatic  | Automatic  | Automatic  |
| Propane (LP), Natural Gas  | Propane (LP), Natural Gas  | Propane (LP), Natural Gas  |
| 66dB   | 66dB   | 66dB   |
| Yes  | Yes  | Yes  |
| Yes  | Yes  | Yes  |
| 98.5" x 39.5" x 44"  | 98.5" x 39.5" x 44"  | 98.5" x 39.5" x 44"  |
| 1890   | 1890   | 1890   |
| Horizontal   | Horizontal   | Horizontal   |
| 4 year P/L (Limited)   | 4 year P/L (Limited)   | 4 year P/L (Limited)   |
| Yes  | Yes  | Yes  |
| MG624101   | MG624101   | MG624101   |
| MG300022   | MG300022   | MG300022   |
| Hour Meter, Battery Charger, Steel Base, External Automatic Shut-off Valve, Low Pressure | Hour Meter, Battery Charger, Steel Base, External Automatic Shut-off Valve, Low Pressure | Hour Meter, Battery Charger, Steel Base, External Automatic Shut-off Valve, Low Pressure |
| 462,500 BTU/Hr<br>185 Ft3/Hr<br>4.8 Gal/Hr   | 462,500 BTU/Hr<br>185 Ft3/Hr<br>4.8 Gal/Hr   | 462,500 BTU/Hr<br>185 Ft3/Hr<br>4.8 Gal/Hr   |
| 429,000 BTU/Hr<br>429 Ft3/Hr   | 429,000 BTU/Hr<br>429 Ft3/Hr   | 429,000 BTU/Hr<br>429 Ft3/Hr   |
| 785,000 BTU/Hr<br>314 Ft3/Hr 8.2 Gal/Hr  | 785,000 BTU/Hr<br>314 Ft3/Hr 8.2 Gal/Hr  | 785,000 BTU/Hr<br>314 Ft3/Hr 8.2 Gal/Hr  |
| 717,000 BTU/Hr<br>717 Ft3/Hr   | 717,000 BTU/Hr<br>717 Ft3/Hr   | 717,000 BTU/Hr<br>717 Ft3/Hr   |
| NG + LP 7 to 11"   | NG + LP 7 to 11"   | NG + LP 7 to 11"   |
| 12 Volt DC   | 12 Volt DC   | 12 Volt DC   |
| 650 CCA  | 650 CCA  | 650 CCA  |
| Lead Acid  | Lead Acid  | Lead Acid  |
| Top Post Type  | Top Post Type  | Top Post Type  |
| 7.5"W x 11.25"L x 10"H   | 7.5"W x 11.25"L x 10"H   | 7.5"W x 11.25"L x 10"H   |
| GM Vortec 3.0L   | GM Vortec 3.0L   | GM Vortec 3.0L   |
| 8 Cylinder, 4-Cycle  | 8 Cylinder, 4-Cycle  | 4 Cylinder, 4-Cycle  |
| 1,800  | 1,800  | 1,800  |
| Yes  | Yes  | Yes  |



| MODEL NUMBER                            | MG4848031WIL<br>48kW   | MG6024011BS<br>60kW  |
|---|--|--|
| Watts LP/NG                             | 48,000 (LP) / 43,200 (NG)  | 60,000 (LP) / 54,000 (NG)  |
| Main Breaker (Amps)                     | 73   | 275  |
| Amps LP/NG                              | 73/65  | 250/225  |
| Voltage                                 | 277/480V AC, 3-Phase, 0.8 pf   | 120/240V AC, Single Phase, 1.0 pf  |
| Alternator                              | Brushless  | Brushless  |
| Harmonic Distortion                     | Less than 5%   | Less than 5%   |
| Voltage Regulation                      | Automatic  | Automatic  |
| Fuel Type                               | Propane (LP), Natural Gas  | Propane (LP), Natural Gas  |
| Sound Rating (at 7 Meters)              | 66dB   | 66dB   |
| Full Pressure Lubrication               | Yes  | Yes  |
| Overcrank Protection                    | Yes  | Yes  |
| Dimensions (in inches: L x W x H)       | 98.5" x 39.5" x 44"  | 98.5" x 39.5" x 44"  |
| Weight (Generator Only)                 | 1890   | 1890   |
| Orientation                             | Horizontal   | Horizontal   |
| Limited Warranty*                       | 4 year P/L (Limited)   | 4 year P/L (Limited)   |
| NFPA-37 Compliant                       | Yes  | Yes  |
| Engine Block Heater                     | MG624101   | MG624201   |
| Maintenance Kit                         | MG300022   | MG450022   |
| Turnkey Extras Included                 | Hour Meter, Battery Charger, Steel Base, External Automatic Shut-off Valve, Low Pressure Regulator, Thermally Protected Fuel System, Radiator Fluid, Synthetic Oil | Hour Meter, Battery Charger, Steel Base, External Automatic Shut-off Valve, Low Pressure Regulator, Thermally Protected Fuel System, Radiator Fluid, Synthetic Oil |
| FUEL CHARACTERISTICS                    |  |  |
| Fuel Consumption   LP<br>(at 1/2 load)  | 462,500 BTU/Hr<br>185 Ft3/Hr<br>4.8 Gal/Hr   | 500,000 BTU/Hr<br>200 Ft3/Hr<br>5.2 Gal/Hr   |
| Fuel Consumption   NG<br>(at 1/2 load)  | 429,000 BTU/Hr<br>429 Ft3/Hr   | 463,000 BTU/Hr<br>463 Ft3/Hr   |
| Fuel Consumption   LP<br>(at full load) | 785,000 BTU/Hr<br>314 Ft3/Hr 8.2 Gal/Hr  | 762,500 BTU/Hr<br>345 Ft3/Hr 9 Gal/Hr  |
| Fuel Consumption   NG<br>(at full load) | 717,000 BTU/Hr<br>717 Ft3/Hr   | 788,000 BTU/Hr<br>788 Ft3/Hr   |
| Water Pressure                          | NG + LP 7 to 11"   | NG + LP 7 to 11"   |
| BATTERY REQUIREMENTS                    |  |  |
| Volts (standard/cold start)             | 12 Volt DC   | 12 Volt DC   |
| Minimum AMPS (standard/cold start)      | 650 CCA  | 650 CCA  |
| Type                                    | Lead Acid  | Lead Acid  |
| Terminal Hardware                       | Top Post Type  | Top Post Type  |
| Dimensions (Max)                        | 7.5"W x 11.25"L x 10"H   | 7.5"W x 11.25"L x 10"H   |
| ENGINE SPECIFICATIONS                   |  |  |
| Engine                                  | GM Vortec 3.0L   | GM Vortec 5.0L   |
| Cylinders                               | 8 Cylinder, 4-Cycle  | 8 Cylinder, 4-Cycle  |
| Operating RPM                           | 1,800  | 1,800  |
| California Compliant                    | Yes  | Yes  |

These generators are rated in accordance with UL 2200 and CSA Standard C22.2 No. 100-04. Fuel consumption rates are estimated based on normal operating conditions. Generator operation may be greatly affected by elevation and the cycling operation of multiple electrical appliances - fuel flow rates may vary depending on these factors. Installations must strictly comply with all applicable codes, industry standards, laws and regulations, installation manual. Other Generator/Automatic Transfer Switch manufacturers products are not compatible with Milbank Home Generator Systems. Improper installation voids all warranty. Milbank reserves the right to make changes in specifications and features shown without notice or discontinue the product described at any time without notice or obligation.

# Technical Specifications

**41**  
48-62KW

| MG6220831WIN<br>62kW   | MG6224031WIN<br>62kW   | MG6224031DIN<br>62kW   |
|--|--|--|
| 62,000 (LP) / 55,800 (NG)  | 62,000 (LP) / 55,800 (NG)  | 62,000 (LP) / 55,800 (NG)  |
| 225  | 225  | 225  |
| 215/194  | 186/168  | 186/168  |
| 120/208V AC, 3-Phase, 0.8 pf   | 139/240V AC, 3-Phase, 0.8 pf   | 120/240V AC, 3-Phase, 0.8 pf   |
| Brushless  | Brushless  | Brushless  |
| Less than 5%   | Less than 5%   | Less than 5%   |
| Automatic  | Automatic  | Automatic  |
| Propane (LP), Natural Gas  | Propane (LP), Natural Gas  | Propane (LP), Natural Gas  |
| 66dB   | 66dB   | 66dB   |
| Yes  | Yes  | Yes  |
| Yes  | Yes  | Yes  |
| 98.5" x 39.5" x 44"  | 98.5" x 39.5" x 44"  | 98.5" x 39.5" x 44"  |
| 1890   | 1890   | 1890   |
| Horizontal   | Horizontal   | Horizontal   |
| 4 year P/L (Limited)   | 4 year P/L (Limited)   | 4 year P/L (Limited)   |
| Yes  | Yes  | Yes  |
| MG624201   | MG624201   | MG624201   |
| MG450022   | MG450022   | MG450022   |
| Hour Meter, Battery Charger, Steel Base, External Automatic Shut-off Valve, Low Pressure | Hour Meter, Battery Charger, Steel Base, External Automatic Shut-off Valve, Low Pressure | Hour Meter, Battery Charger, Steel Base, External Automatic Shut-off Valve, Low Pressure |
| 500,000 BTU/Hr<br>200 Ft3/Hr<br>5.2 Gal/Hr   | 500,000 BTU/Hr<br>200 Ft3/Hr<br>5.2 Gal/Hr   | 500,000 BTU/Hr<br>200 Ft3/Hr<br>5.2 Gal/Hr   |
| 463,000 BTU/Hr<br>463 Ft3/Hr   | 463,000 BTU/Hr<br>463 Ft3/Hr   | 463,000 BTU/Hr<br>463 Ft3/Hr   |
| 762,500 BTU/Hr<br>345 Ft3/Hr 9 Gal/Hr  | 762,500 BTU/Hr<br>345 Ft3/Hr 9 Gal/Hr  | 762,500 BTU/Hr<br>345 Ft3/Hr 9 Gal/Hr  |
| 788,000 BTU/Hr<br>788 Ft3/Hr   | 788,000 BTU/Hr<br>788 Ft3/Hr   | 788,000 BTU/Hr<br>788 Ft3/Hr   |
| NG + LP 7 to 11"   | NG + LP 7 to 11"   | NG + LP 7 to 11"   |
| 12 Volt DC   | 12 Volt DC   | 12 Volt DC   |
| 650 CCA  | 650 CCA  | 650 CCA  |
| Lead Acid  | Lead Acid  | Lead Acid  |
| Top Post Type  | Top Post Type  | Top Post Type  |
| 7.5"W x 11.25"L x 10"H   | 7.5"W x 11.25"L x 10"H   | 7.5"W x 11.25"L x 10"H   |
| GM Vortec 3.0L   | GM Vortec 3.0L   | GM Vortec 3.0L   |
| 8 Cylinder, 4-Cycle  | 8 Cylinder, 4-Cycle  | 8 Cylinder, 4-Cycle  |
| 1,800  | 1,800  | 1,800  |
| Yes  | Yes  | Yes  |

# Technical Specifications

| MODEL NUMBER                            | MG6248031WIN<br>62kW   | MG6248031WIN<br>60kW   |
|---|--|--|
| Watts LP/NG                             | 62,000 (LP) / 55,800 (NG)  | 60,000 (LP) / 54,000 (NG)  |
| Main Breaker (Amps)                     | 110  | 275  |
| Amps LP/NG                              | 93/84  | 250/225  |
| Voltage                                 | 277/480V AC, 3-Phase, 0.8 pf   | 120/240V AC, Single Phase, 1.0 pf  |
| Alternator                              | Brushless  | Brushless  |
| Harmonic Distortion                     | Less than 5%   | Less than 5%   |
| Voltage Regulation                      | Automatic  | Automatic  |
| Fuel Type                               | Propane (LP), Natural Gas  | Propane (LP), Natural Gas  |
| Sound Rating (at 7 Meters)              | 66dB   | 66dB   |
| Full Pressure Lubrication               | Yes  | Yes  |
| Overcrank Protection                    | Yes  | Yes  |
| Dimensions (in inches: L x W x H)       | 98.5" x 39.5" x 44"  | 98.5" x 39.5" x 44"  |
| Weight (Generator Only)                 | 1890   | 1890   |
| Orientation                             | Horizontal   | Horizontal   |
| Limited Warranty*                       | 4 year P/L (Limited)   | 4 year P/L (Limited)   |
| NFPA-37 Compliant                       | Yes  | Yes  |
| Engine Block Heater                     | MG624201   | MG624201   |
| Maintenance Kit                         | MG450022   | MG450022   |
| Turnkey Extras Included                 | Hour Meter, Battery Charger, Steel Base, External Automatic Shut-off Valve, Low Pressure Regulator, Thermally Protected Fuel System, Radiator Fluid, Synthetic Oil | Hour Meter, Battery Charger, Steel Base, External Automatic Shut-off Valve, Low Pressure Regulator, Thermally Protected Fuel System, Radiator Fluid, Synthetic Oil |
| <b>FUEL CHARACTERISTICS</b>             |  |  |
| Fuel Consumption   LP<br>(at 1/2 load)  | 500,000 BTU/Hr<br>200 Ft3/Hr<br>5.2 Gal/Hr   | 500,000 BTU/Hr<br>200 Ft3/Hr<br>5.2 Gal/Hr   |
| Fuel Consumption   NG<br>(at 1/2 load)  | 463,000 BTU/Hr<br>463 Ft3/Hr   | 463,000 BTU/Hr<br>463 Ft3/Hr   |
| Fuel Consumption   LP<br>(at full load) | 762,500 BTU/Hr<br>345 Ft3/Hr 9 Gal/Hr  | 762,500 BTU/Hr<br>345 Ft3/Hr 9 Gal/Hr  |
| Fuel Consumption   NG<br>(at full load) | 788,000 BTU/Hr<br>788 Ft3/Hr   | 788,000 BTU/Hr<br>788 Ft3/Hr   |
| Water Pressure                          | NG + LP 7 to 11"   | NG + LP 7 to 11"   |
| <b>BATTERY REQUIREMENTS</b>             |  |  |
| Volts (standard/cold start)             | 12 Volt DC   | 12 Volt DC   |
| Minimum AMPS (standard/cold start)      | 650 CCA  | 650 CCA  |
| Type                                    | Lead Acid  | Lead Acid  |
| Terminal Hardware                       | Top Post Type  | Top Post Type  |
| Dimensions (Max)                        | 7.5"W x 11.25"L x 10"H   | 7.5"W x 11.25"L x 10"H   |
| <b>ENGINE SPECIFICATIONS</b>            |  |  |
| Engine                                  | GM Vortec 3.0L   | GM Vortec 5.0L   |
| Cylinders                               | 8 Cylinder, 4-Cycle  | 8 Cylinder, 4-Cycle  |
| Operating RPM                           | 1,800  | 1,800  |
| California Compliant                    | Yes  | Yes  |

These generators are rated in accordance with UL 2200 and CSA Standard C22.2 No. 100-04. Fuel consumption rates are estimated based on normal operating conditions. Generator operation may be greatly affected by elevation and the cycling operation of multiple electrical appliances - fuel flow rates may vary depending on these factors. Installations must strictly comply with all applicable codes, industry standards, laws and regulations, installation manual. Other Generator/Automatic Transfer Switch manufacturers products are not compatible with Milbank Home Generator Systems. Improper installation voids all warranty. Milbank reserves the right to make changes in specifications and features shown without notice or discontinue the product described at any time without notice or obligation.

# Technical Specifications

**43**  
62kW

| MG6220831WIL<br>62kW   | MG6224031WIL<br>62kW   | MG6224031DIL<br>62kW   | MG6248031WIL<br>62kW   |
|--|--|--|--|
| 62,000 (LP) / 55,800 (NG)  | 62,000 (LP) / 55,800 (NG)  | 62,000 (LP) / 55,800 (NG)  | 62,000 (LP) / 55,800 (NG)  |
| 225  | 225  | 225  | 110  |
| 215/194  | 186/168  | 186/168  | 93/84  |
| 120/208V AC, 3-Phase, 0.8 pf   | 139/240V AC, 3-Phase, 0.8 pf   | 120/240V AC, 3-Phase, 0.8 pf   | 277/480V AC, 3-Phase, 0.8 pf   |
| Brushless  | Brushless  | Brushless  | Brushless  |
| Less than 5%   | Less than 5%   | Less than 5%   | Less than 5%   |
| Automatic  | Automatic  | Automatic  | Automatic  |
| Propane (LP), Natural Gas  | Propane (LP), Natural Gas  | Propane (LP), Natural Gas  | Propane (LP), Natural Gas  |
| 66dB   | 66dB   | 66dB   | 66dB   |
| Yes  | Yes  | Yes  | Yes  |
| Yes  | Yes  | Yes  | Yes  |
| 98.5" x 39.5" x 44"  | 98.5" x 39.5" x 44"  | 98.5" x 39.5" x 44"  | 98.5" x 39.5" x 44"  |
| 1890   | 1890   | 1890   | 1890   |
| Horizontal   | Horizontal   | Horizontal   | Horizontal   |
| 4 year P/L (Limited)   | 4 year P/L (Limited)   | 4 year P/L (Limited)   | 4 year P/L (Limited)   |
| Yes  | Yes  | Yes  | Yes  |
| MG624201   | MG624201   | MG624201   | MG624201   |
| MG450022   | MG450022   | MG450022   | MG450022   |
| Hour Meter, Battery Charger, Steel Base, External Automatic Shut-off Valve, Low Pressure | Hour Meter, Battery Charger, Steel Base, External Automatic Shut-off Valve, Low Pressure | Hour Meter, Battery Charger, Steel Base, External Automatic Shut-off Valve, Low Pressure | Hour Meter, Battery Charger, Steel Base, External Automatic Shut-off Valve, Low Pressure |
|  |  |  |  |
| 500,000 BTU/Hr<br>200 Ft3/Hr<br>5.2 Gal/Hr   | 500,000 BTU/Hr<br>200 Ft3/Hr<br>5.2 Gal/Hr   | 500,000 BTU/Hr<br>200 Ft3/Hr<br>5.2 Gal/Hr   | 500,000 BTU/Hr<br>200 Ft3/Hr<br>5.2 Gal/Hr   |
| 463,000 BTU/Hr<br>463 Ft3/Hr   | 463,000 BTU/Hr<br>463 Ft3/Hr   | 463,000 BTU/Hr<br>463 Ft3/Hr   | 463,000 BTU/Hr<br>463 Ft3/Hr   |
| 762,500 BTU/Hr<br>345 Ft3/Hr 9 Gal/Hr  | 762,500 BTU/Hr<br>345 Ft3/Hr 9 Gal/Hr  | 762,500 BTU/Hr<br>345 Ft3/Hr 9 Gal/Hr  | 762,500 BTU/Hr<br>345 Ft3/Hr 9 Gal/Hr  |
| 788,000 BTU/Hr<br>788 Ft3/Hr   | 788,000 BTU/Hr<br>788 Ft3/Hr   | 788,000 BTU/Hr<br>788 Ft3/Hr   | 788,000 BTU/Hr<br>788 Ft3/Hr   |
| NG + LP 7 to 11"   | NG + LP 7 to 11"   | NG + LP 7 to 11"   |  |
|  |  |  |  |
| 12 Volt DC   | 12 Volt DC   | 12 Volt DC   | 12 Volt DC   |
| 650 CCA  | 650 CCA  | 650 CCA  | 650 CCA  |
| Lead Acid  | Lead Acid  | Lead Acid  | Lead Acid  |
| Top Post Type  | Top Post Type  | Top Post Type  | Top Post Type  |
| 7.5"W x 11.25"L x 10"H   | 7.5"W x 11.25"L x 10"H   | 7.5"W x 11.25"L x 10"H   | 7.5"W x 11.25"L x 10"H   |
|  |  |  |  |
| GM Vortec 3.0L   | GM Vortec 3.0L   | GM Vortec 3.0L   | GM Vortec 3.0L   |
| 8 Cylinder, 4-Cycle  | 8 Cylinder, 4-Cycle  | 8 Cylinder, 4-Cycle  | 8 Cylinder, 4-Cycle  |
| 1,800  | 1,800  | 1,800  | 1,800  |
| Yes  | Yes  | Yes  | Yes  |

| MODEL NUMBER                | MG0503120  | MG1003162   | MG1003002   | MG1003992   | MG1503992   |
|-----------------------------|--|---|---|---|---|
| Compatible generator units  | MG08001<br>MG10002   | MG08001<br>MG10002<br>MG12002<br>MG17001<br>MG20003 | MG08001<br>MG10002<br>MG12002<br>MG17001<br>MG20003 | MG08001<br>MG10002<br>MG12002<br>MG17001<br>MG20003 | MG08001<br>MG10002<br>MG12002<br>MG17001<br>MG20003 |
| Phase                       | Single Phase 240V  | Single Phase 240V                                   | Single Phase 240V                                   | Single Phase 240V                                   | Single Phase 240V                                   |
| Limited Warranty            | 3 Years  | 3 Years   | 3 Years   | 3 Years   | 3 Years   |
| Circuits                    | 12   | 16  | Whole House   | Whole House   | Whole House   |
| Amps                        | 50A  | 100A  | 100A  | 100A  | 150A  |
| Service entrance disconnect | No   | No  | No  | Yes   | Yes   |
| Dimensions (L x W x H)      | 14.25" x 6" x 21"  | 14" x 6" x 24"                                      | 12" x 6" x 16"                                      | 16" x 7" x 22"                                      | 33" x 10.25" x 19"                                  |
| Weight                      | 29 lbs.  | 39 lbs.   | 24 lbs.   | 38 lbs.   | 64 lbs.   |
| Common features             | 120/240 Voltage, 2 Poles, 50/60 Frequency<br>NEMA 3R Enclosure, UL 1008 Listed |   |   |   |   |
| Power management            | No   | Patented Power Management Technology Included       |   |   |   |

\*Must order part #MG07033 to be compatible (contact Milbank sales office for questions).

\*\*Can only be ordered with a home standby generator.

Installer is required to review local codes prior to installation to determine if a transfer switch with separate service disconnect is required. All installations must strictly comply with all applicable codes, industry standards, laws and regulations, installation manual. Other Generator/Automatic Transfer Switch manufacturers products are not compatible with Milbank Home Generator Systems. Improper installation voids all warranty. Milbank reserves the right to make changes in specifications and features shown without notice or discontinue the product described at any time without notice or obligation.



# Technical Specifications

|  | MG2003002  | MG2003992   | MG2003993   | MG4002001**  | MG0501440  |
|--|--|---|---|--|--|
|  | MG08001<br>MG10002<br>MG12002<br>MG17001<br>MG20003                                  | MG08001<br>MG10002<br>MG12002<br>MG17001<br>MG20003                 | MG3524011BS<br>MG4824011BS<br>MG3524011IL<br>MG4824011IL<br>MG2524011BS | MG20003<br>MG3524011BS<br>MG4824011BS<br>MG3524011IL<br>MG4824011IL<br>MG2524011BS<br>MG6024011BS<br>MG6024011IL | Power Management Upgrade - used in conjunction with:<br>MG1003162<br>MG1003002<br>MG1003992<br>MG2003002<br>MG1503992<br>MG2003992<br>MG2003993<br>MG4002001 |
|  | Single Phase 240V  | Single Phase 240V   | Single Phase 240V   | Single Phase 240V  | Single Phase 240V  |
|  | 3 Years  | 3 Years   | 3 Years   | 3 Years  | 3 Years  |
|  | Whole House  | Whole House   | Whole House   | Whole House  | (2) Central Air + (4) 50 Amp Relays + 2 low voltage lock outs  |
|  | 200A   | 200A  | 200A  | 2 X 200A   | N/A  |
|  | No   | Yes   | Yes   | Yes  | N/A  |
|  | 12" x 6" x 22"   | 16" x 7" x 30"  | 33" x 10.25" x 19"  | 37" x 7" x 23.70"  | 12" x 6" x 22"   |
|  | 37 lbs.  | 64 lbs.   | 64 lbs.   | 111 lbs.   | 64 lbs.  |
|  | 120/240 Voltage, 2 Poles,<br>50/60 Frequency<br>NEMA 3R Enclosure,<br>UL 1008 Listed | 120/240 Voltage, 2 Poles, 60Hz<br>NEMA 3R Enclosure, UL 1008 Listed |   | 120/240 Voltage,<br>2 Poles, 60Hz,<br>NEMA 3R,<br>UL 1008 Listed   | Intelligent Power Management System manages up to (4) additional high watt-age appliances for true whole-house management.NEMA 3R Enclosure, UL1008 Listed   |
|  | Patented Power Management Technology Included  |   |   |  |  |

| MODEL NUMBER                | MGVATS1001LC  | MGVATS1001240   | MGVATS2001240   | MGVATS4001240   |  |
|-----------------------------|---|---|---|---|--|
| Phase                       | Single Phase 240V   | Single Phase 240V   | Single Phase 240V   | Single Phase 240V<br>(add'l voltages available)   |  |
| Limited Warranty            | 5 years   | 5 years   | 5 years   | 5 Years   |  |
| Circuits                    | N/A   | N/A   | N/A   | N/A   |  |
| Amps                        | 100A  | 100A  | 200A  | 400A  |  |
| Service entrance disconnect | No  | No  | No  | No  |  |
| Dimensions (L x W x H)      | 16" x 14" x 6"  | 16" x 14" x 6"  | 24" x 20" x 6"  | 48" x 30" x 13"   |  |
| Weight                      | 25 lbs.   | 25 lbs.   | 55 lbs.   | 190 lbs.  |  |
| Common features             | 120/240 Voltage, 2 Poles, 60Hz, External digital display and LEDs, NEMA 3R, UL1008 Listed | 120/240 Voltage, 2 Poles, 60Hz, External digital display and LEDs, NEMA 3R, UL1008 Listed | 120/240 Voltage, 2 Poles, 60Hz, External digital display and LEDs, NEMA 3R, UL1008 Listed | 120/240 Voltage, 2 Poles, 60Hz, External digital display and LEDs, NEMA 3R, UL1008 Listed |  |
| Power management            | No  | No  | No  | No  |  |

| MODEL NUMBER                | MGVATS6001480   | MGVATS10001240  | MGVATS10001208  | MGVATS10001480  |  |
|-----------------------------|---|---|---|---|--|
| Phase                       | Three Phase 480V<br>(add'l voltages available)  | Single Phase 240V<br>(add'l voltages available)   | Three Phase 208V<br>(add'l voltages available)  | Three Phase 480V<br>(add'l voltages available)  |  |
| Limited Warranty            | 5 Years   | 5 Years   | 5 Years   | 5 years   |  |
| Circuits                    | N/A   | N/A   | N/A   | N/A   |  |
| Amps                        | 600A  | 1000A   | 1000A   | 1000A   |  |
| Service entrance disconnect | No  | No  | No  | No  |  |
| Dimensions (L x W x H)      | 60" x 30" x 25"   | 60" x 30" x 25"   | 60" x 30" x 25"   | 60" x 30" x 25"   |  |
| Weight                      | 425 lbs.  | 425 lbs.  | 510 lbs.  | 542 lbs.  |  |
| Common features             | 277/480 Voltage, 2 Poles, 60Hz, External digital display and LEDs, NEMA 3R, UL1008 Listed | 120/240 Voltage, 2 Poles, 60Hz, External digital display and LEDs, NEMA 3R, UL1008 Listed | 120/208 Voltage, 2 Poles, 60Hz, External digital display and LEDs, NEMA 3R, UL1008 Listed | 277/480 Voltage, 2 Poles, 60Hz, External digital display and LEDs, NEMA 3R, UL1008 Listed |  |
| Power management            | No  | No  | No  | No  |  |

| MODEL NUMBER                 | MATS10011                                       | MATS15012                                       | MATS20011                                       | MATS20012   |  |
|------------------------------|---|---|---|---|--|
| Compatible generator units   | MG08001, MG10002<br>MG12002, MG17001<br>MG20003 | MG08001, MG10002<br>MG12002, MG17001<br>MG20003 | MG08001, MG10002<br>MG12002, MG17001<br>MG20003 | MG3524011BS, MG4824011BS<br>MG3524011IL, MG4824011IL<br>MG2524011BS |  |
| Phase                        | Single Phase 240V                               | Single Phase 240V                               | Single Phase 240V                               | Single Phase 240V   |  |
| Limited Warranty             | 3 years   | 3 years   | 3 Years   | 3 Years   |  |
| Circuits                     | Whole House                                     | Whole House                                     | Whole House                                     | Whole House   |  |
| Amps                         | 100   | 150   | 200   | 200   |  |
| Service entrance disconnect  | Yes   | Yes   | Yes   | Yes   |  |
| Dimensions (L x W x H)       | 6.54" x 18.25" x 27.15"                         | 6.54" x 18.25" x 27.15"                         | 6.54" x 18.25" x 27.15"                         | 6.54" x 18.25" x 27.15"   |  |
| Weight                       | 42 lbs.   | 42 lbs.   | 42 lbs.   | 42 lbs.   |  |
| Intelligent Synap Technology | Yes   | Yes   | Yes   | Yes   |  |
| Accessory (#MATSRM50)        | Yes   | Yes   | Yes   | Yes   |  |

# Technical Specifications

Vigilant™

**47**  
TRANSFER  
SWITCHES

| MGVATS4001208  | MGVATS4001480  | MGVATS6001240  | MGVATS6001208  |
|--|--|--|--|
| Three Phase 208V<br>(add'l voltages available)   | Three Phase 480V<br>(add'l voltages available)   | Single Phase 240V<br>(add'l voltages available)  | Three Phase 208V<br>(add'l voltages available)   |
| 5 Years  | 5 Years  | 5 years  | 5 Years  |
| N/A  | N/A  | N/A  | N/A  |
| 400A   | 400A   | 600A   | 600A   |
| No   | No   | No   | No   |
| 48" x 30" x 13"  | 48" x 30" x 13"  | 60" x 30" x 25"  | 60" x 30" x 25"  |
| 190 lbs.   | 190 lbs.   | 425 lbs.   | 425 lbs.   |
| 120/208 Voltage, 2 Poles,<br>60Hz, External digital<br>display and LEDs, NEMA<br>3R, UL1008 Listed | 277/480 Voltage, 2 Poles,<br>60Hz, External digital<br>display and LEDs, NEMA<br>3R, UL1008 Listed | 120/240 Voltage, 2 Poles,<br>60Hz, External digital<br>display and LEDs, NEMA<br>3R, UL1008 Listed | 120/208 Voltage, 2 Poles,<br>60Hz, External digital<br>display and LEDs, NEMA<br>3R, UL1008 Listed |
| No   | No   | No   | No   |

| MGVATS12501240   | MGVATS12501208   | MGVATS12501480   |
|--|--|--|
| Single Phase 240V<br>(add'l voltages available)  | Three Phase 208V<br>(add'l voltages available)   | Single Phase 480V<br>(add'l voltages available)  |
| 5 years  | 5 years  | 5 years  |
| N/A  | N/A  | N/A  |
| 1250A  | 1250A  | 1250A  |
| No   | No   | No   |
| 60" x 30" x 25"  | 60" x 30" x 25"  | 60" x 30" x 25"  |
| 542 lbs.   | 542 lbs.   | 542 lbs.   |
| 120/240 Voltage, 2 Poles,<br>60Hz, External digital<br>display and LEDs, NEMA<br>3R, UL1008 Listed | 120/208 Voltage, 2 Poles,<br>60Hz, External digital<br>display and LEDs, NEMA<br>3R, UL1008 Listed | 277/480 Voltage, 2 Poles,<br>60Hz, External digital<br>display and LEDs, NEMA<br>3R, UL1008 Listed |
| No   | No   | No   |

†Add 1" to depth if N3 enclosure is selected

Vigilant Series switches are compatible with most Milbank standby generators, please consult your sales agent for compatibility.

100A and 200A approved UL1008 — Optional Standby System

400A through 1250A approved UL1008 — Emergency Systems

| MATSRM50                                      |
|---|
| MATS10011, MATS15012,<br>MATS20011, MATS20012 |
| Single Phase 240V                             |
| 3 Years                                       |
| Individual Circuit                            |
| Resistive 50 Amps; Inductive 40 Amps          |
| No  |
| 8.2" x 5.2" x 3.4"                            |
| 3.6 lbs.                                      |
| No  |
| No  |

# Technical Specifications

| MODEL NUMBER  | MPG32501              | MPG55003              | MPG6000S           |  |
|---|-----------------------|-----------------------|--------------------|--|
| Starting  | Manual                | Manual                | Manual             |  |
| Rated Watts   | 3200 Watts            | 5500 Watts            | 6000 Watts         |  |
| Surge Watts   | 3750 Watts            | 6750 Watts            | 7500 Watts         |  |
| Run Time @ 1/2 Load                                   | 14 Hours              | 13 Hours              | 12 Hours           |  |
| Engine  | OHV, 4-Stroke         | OHV, 4-Stroke         | OHV, 4-Stroke      |  |
| Engine Displacement                                   | 208cc                 | 357cc                 | 357cc              |  |
| Warranty  | 3 years               | 3 years               | 3 years            |  |
| EPA Compliant   | Yes                   | Yes                   | Yes                |  |
| Fuel Tank Capacity                                    | 4.0 Gallons           | 6.6 Gallons           | 6.6 Gallons        |  |
| Low Oil Shutdown                                      | Yes                   | Yes                   | Yes                |  |
| Automatic Fuel Shut-Off                               | Manual                | Yes                   | Yes                |  |
| Excitation  | Brush                 | Brush                 | Brush              |  |
| Unit Dimensions<br>L x W x H (inches)                 | 23.7 x 16.9 x 16.7    | 27.2 x 20.5 x 22      | 27.2 x 20.5 x 22   |  |
| Unit Weight   | 100 lbs               | 172 lbs               | 183 lbs            |  |
| Carton Dimensions<br>L x W x H (inches)               | 31.5 x 21.4 x 23.2    | 31.5 x 21.4 x 23.2    | 31.5 x 21.4 x 23.2 |  |
| Shipping Weight                                       | 108 lbs               | 184 lbs               | 195 lbs            |  |
| Outlets (Quantity)<br>NEMA 5-20R (125VAC 20A Duplex)  | 4                     | 2                     | 2                  |  |
| 20 Amp push button circuit breakers                   | 2                     | 2                     | 2                  |  |
| NEMA L14-30R (125/250VAC 30A<br>Twist Lock)           | 0                     | 1                     | 1                  |  |
| 2 Pole Toggle-Type Main Line Breaker                  | 25 Amps               | 21 Amps               | 23 Amps            |  |
| NEMA L5-30R (Twist Lock)                              | 0                     | 0                     | 0                  |  |
| NEMA 50A (Twist Lock)                                 | 0                     | 0                     | 0                  |  |
| Oil Bottle (One bottle sized for engine:<br>SAE10W30) | Yes                   | Yes                   | Yes                |  |
| 12V DC Outlet   | 0                     | No                    | No                 |  |
| Oil Funnel  | Yes                   | Yes                   | Yes                |  |
| Multi-Outlet<br>25' Power Cord*                       | No                    | No                    | Yes                |  |
| Battery   | No                    | No                    | No                 |  |
| Wheel Kit   | Yes                   | Yes                   | Yes                |  |
| Tool Kit  | Yes                   | Yes                   | Yes                |  |
| Fuel Gauge  | Yes                   | Yes                   | Yes                |  |
| Hour Meter  | No                    | No                    | No                 |  |
| Power Cord (25'; 30 AMPs; rated up to 300<br>Volts)   | Yes (sold separately) | Yes (sold separately) | Yes                |  |

# Technical Specifications

**49**  
3250-10,000W

|  | MPG6500E              | MPG70002E             | MPG75002E             | MPG100001E            |
|--|-----------------------|-----------------------|-----------------------|-----------------------|
|  | Electric              | Electric              | Electric              | Electric              |
|  | 6500 Watts            | 7000 Watts            | 7500 Watts            | 10,000 Watts          |
|  | 8000 Watts            | 8500 Watts            | 9000 Watts            | 12,500 Watts          |
|  | 12 Hours              | 11 Hours              | 11 Hours              | 11 Hours              |
|  | OHV, 4-Stroke         | OHV, 4-Stroke         | OHV, 4-Stroke         | OHV, 4-Stroke         |
|  | 420cc                 | 420cc                 | 420cc                 | 680cc V-Twin          |
|  | 3 years               | 3 years               | 3 years               | 3 years               |
|  | Yes                   | Yes                   | Yes                   | Yes                   |
|  | 6.6 Gallons           | 6.6 Gallons           | 6.6 Gallons           | 9.2 Gallons           |
|  | Yes                   | Yes                   | Yes                   | Yes                   |
|  | Yes                   | Yes                   | Yes                   | Yes                   |
|  | Brush                 | Brush                 | Brush                 | Brush                 |
|  | 27.2 x 20.5 x 22      | 27.2 x 20.5 x 22      | 27.2 x 20.5 x 22      | 30.7 x 31.1 x 31.3    |
|  | 193 lbs               | 194 lbs               | 199 lbs               | 300 lbs               |
|  | 31.5 x 21.4 x 23.2    | 31.5 x 21.4 x 23.2    | 31.5 x 21.4 x 23.2    | 34.6 x 27.5 x 33.2    |
|  | 205 lbs               | 206 lbs               | 211 lbs               | 310 lbs               |
|  | 2                     | 2                     | 2                     | 2                     |
|  | 2                     | 2                     | 2                     | 2                     |
|  | 1                     | 1                     | 1                     | 1                     |
|  | 25 Amps               | 27 Amps               | 27 Amps               | 30 Amps               |
|  | 0                     | 0                     | 0                     | 1                     |
|  | 0                     | 0                     | 0                     | 1                     |
|  | Yes                   | Yes                   | Yes                   | Yes                   |
|  | No                    | No                    | No                    | Yes                   |
|  | Yes                   | Yes                   | Yes                   | Yes                   |
|  | No                    | No                    | No                    | No                    |
|  | Yes                   | Yes                   | Yes                   | Yes                   |
|  | Yes                   | Yes                   | Yes                   | Yes                   |
|  | Yes                   | Yes                   | Yes                   | Yes                   |
|  | Yes                   | Yes                   | Yes                   | Yes                   |
|  | No                    | Yes                   | Yes                   | Yes                   |
|  | Yes (sold separately) | Yes (sold separately) | Yes (sold separately) | Yes (sold separately) |




# Technical Specifications

| MODEL NUMBER                                      | MPG1000I     | MPG2000IP    |
|---|--------------|--------------|
| Engine Displacement                               | 52cc         | 79cc         |
| Warranty  | 2 years      | 2 years      |
| Low Oil Shutdown                                  | Yes          | Yes          |
| Electrical Start (with battery)                   | No           | No           |
| Automatic Fuel Shut-Off                           | No           | No           |
| CARB Compliant Available                          | Yes          | Yes          |
| Running Watts                                     | 1000         | 1800         |
| Starting Watts                                    | 1100         | 2200         |
| Run Time @ 1/2 load                               | 9 hrs        | 11 hrs       |
| Sound Rating at 25% load                          | 53 dbA       | 53 dbA       |
| Sound Rating at 50% load                          | 56 dbA       | 56 dbA       |
| Rotor Windings                                    | Cu           | Cu           |
| NEMA 5-15R (125vac 20A Duplex)                    | Qty - 2      | Qty - 2      |
| NEMA 5-20R (125vac 20A Duplex)                    | Qty - 0      | Qty - 0      |
| 20 Amp push button circuit breakers               | Qty - 0      | Qty - 0      |
| NEMA L14-30R (125/250VAC 30A Twist Lock)          | Qty - 0      | Qty - 0      |
| 2 Pole Toggle-type Main Line Breaker              | 8.3/9.1 amps | 15/18.3 amps |
| 12V DC Outlet                                     | No           | Yes          |
| Oil Bottle (1 bottle sized for engine: SAE 10W30) | No           | Yes          |
| Oil Funnel  | Yes          | Yes          |
| Shipping Weight                                   | 30 lbs       | 43 lbs       |
| Parallel Capable                                  | No           | Yes          |

## Notes

51  
NOTESThis image shows a blank sheet of white paper with horizontal ruling lines. The lines are evenly spaced and run across the width of the page. There are no margins, text, or other markings on the paper.



**MILBANK<sup>®</sup>**  
ENERGY AT WORK

For more information contact:

