

# Pan-Way® Hinged LDPH Raceway

# PANDUIT®

SPECIFICATION SHEET

## specifications

LDPH non-metallic series is a power rated, single channel, pre-assembled two-piece hinged cover design surface raceway. It shall be suitable for use in applications up to 600 volts, shall include adhesive backing and shall be made of impact resistant material with a smooth finish that shall not scratch, peel or corrode. The raceway shall include an assortment of bend radius and standard fittings that complement the offering to help route, protect and conceal power or low voltage cabling. LDPH raceway shall be available in three sizes and four standard colors that shall be optimized for use with the Panduit® Pan-Net® communication system.



## technical information

<b>Material:</b>	Rigid PVC
<b>Flammability:</b>	UL94V-0; FT4
<b>Voltage Rating:</b>	UL5A/CSA C22.2 No. 62.1-03 600V
<b>Approvals:</b>	c-UL-us UL Listed 95425 (raceway); UL Listed E116129 (fittings)
<b>NEC:</b>	Article 388
<b>Color:</b>	Off White (IW), Electrical Ivory (EI), International Gray (IG), White (WH)
<b>Capacity</b>	Single-channel
<b>Operating and Storage Temperature</b>	0 to 50° C
<b>BRC Fittings:</b>	Minimum 1" (25.4mm) bend radius

## key features and benefits

<b>Pre-assembled two-piece hinged cover design:</b>	Cover remains open without use of tools or fixtures; speeds placement of cables into the raceway.
<b>Non-slip liner cover:</b>	Keeps cover from sliding when in an open position. Particularly useful when product is used in vertical applications.
<b>1" bend radius fittings:</b>	Fittings designed to maintain TIA/EIA bend radius requirements are available.
<b>Highly tamper resistant:</b>	Difficult for untrained personnel to access the raceway. Provides maximum security for communication cabling and maximum safety for power cabling.
<b>Adhesive backing:</b>	Full length adhesive strip allows easy tool free installation and works well for temporary mounting.
<b>Mounting holes in base:</b>	Eliminates need for drilling holes in raceway and speeds installation
<b>Available in different sizes, lengths and colors:</b>	Available sizes – LDPH3, LDPH5, LDPH10; Available lengths – 6', 8', 10'. Raceway is field paintable to match walls and surrounding décor.
<b>Non-metallic construction:</b>	Lightweight, solid color throughout, high impact resistance, and easy to cut with standard cutting tools.

## applications

Pan-Way® LDPH Surface Raceway is designed to provide an easy and economical solution for routing any power or low voltage cable along perimeter walls, baseboards or

ceilings. This raceway is the perfect solution for schools, hospitals, offices, homes or anywhere a small, secure, low profile raceway is needed.

### Pan-Way® LDPH Raceway

<b>Raceway</b>	LDPH3IW**-A LDPH5IW**-A LDPH10IW**-A
----------------	--

### LDPH Fittings

<b>Outside corner:</b>	OCFX*IW-X
<b>Inside corner:</b>	ICFX*IW-X
<b>Right angle:</b>	RAFX*IW-X
<b>Tee:</b>	TFX*IW-X
<b>Four-way cross:</b>	CRFX5IW-X
<b>End cap:</b>	ECFX*IW-X
<b>Drop ceiling/entrance end:</b>	DCEFXIW-X
<b>Right angle/entrance end:</b>	RAEFXIW-X
<b>LDPH5 TO LDPH3 reducer:</b>	RFX53IW-X
<b>LDPH10 TO LDPH5 reducer:</b>	RFX105IW-X
<b>LDPH10 TO LDPH3 reducer:</b>	RFX103IW-X
<b>Coupler:</b>	CFX*IW-X

### Surface Mount Outlet and Junction Boxes

<b>Single gang, two-piece:</b>	JBP1IW
<b>Single gang, two-piece, deep:</b>	JBP1DIW
<b>Single gang, two-piece, extension:</b>	JBP1EIW
<b>Single gang, two-piece, intermediate:</b>	JBP1IIW
<b>Single gang, two-piece, snap on:</b>	JBP1FSIW
<b>Single gang, two-piece, round:</b>	RJBX3510IW
<b>Double gang, two-piece:</b>	JBP2IW
<b>Double gang, two-piece, deep:</b>	JBP2DIW
<b>Double gang, two-piece, divided:</b>	JBP2SIW
<b>Double gang, two-piece, snap on:</b>	JBP2FSIW

\*Insert raceway size 3, 5 or 10.

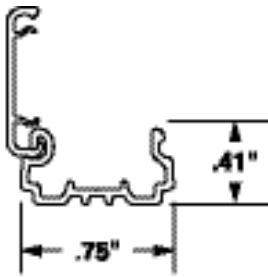
\*\*Insert raceway length of 6', 8' or 10'  
All parts listed in Off White (IW) color. To order other colors substitute Electrical Ivory (EI), International Gray (IG), and White (WH). All products shown are power rated up to 600V.

# Pan-Way® Hinged LDPH Raceway

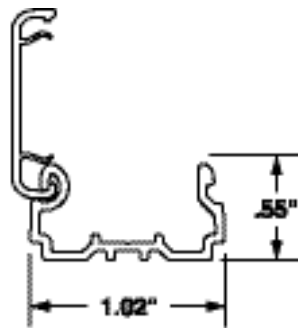
## Wire Fill

Raceway Type and Configuration	Fill Area (in <sup>2</sup> )	Electrical Cables			Data Grade Cable												Coax Cable				Fiber Optic Cable			
		14 AWG	12 AWG	10 AWG	24 AWG		24 AWG		24 AWG		24 AWG		24 AWG		24 AWG		24 AWG		RG6	RG59/u	2 Strand			
		THHN/THWN/T90	Category 5e - Plenum		Category 5e - Riser		Category 6		Category 6A		Category 6A		Category 6A		Category 6A (SD)									
		0.111	0.130	0.164	Dia. = 0.193		Dia. = 0.225		Dia. = 0.240		Dia. = 0.289		Dia. = 0.300		Dia. = 0.330		Dia. = 0.240		Dia. = 0.275		Dia. = 0.242		Dia. = 0.175	
		Fill			Fill		Fill		Fill		Fill		Fill		Fill		Fill		Fill		Fill		Fill	
		Max.	Max.	Max.	Spec.	Max.	Spec.	Max.	Spec.	Max.	Spec.	Max.	Spec.	Max.	Spec.	Max.	Spec.	Max.	Spec.	Max.	Spec.	Max.	Spec.	Max.
UL Temp Rise Test			40%	60%	40%	60%	40%	60%	40%	60%	40%	60%	40%	60%	40%	60%	40%	60%	40%	60%	40%	60%		
LDPH3	0.17	9	7	4	2	3	1	2	1	2	1	1	0	1	0	1	1	2	1	1	1	2	4	
LDPH5	0.33	14	12	8	4	6	3	4	2	4	2	3	1	2	1	2	2	4	2	3	2	4	8	
LDPH10	0.89	18	18	16	12	18	8	13	7	11	5	8	5	7	4	6	7	11	5	8	7	11	22	

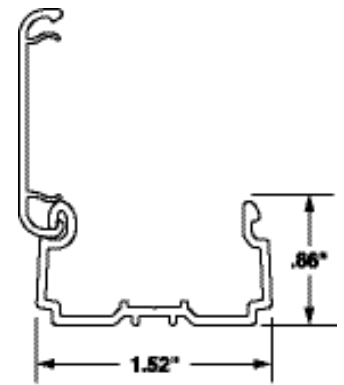
## LDPH Lineart



**LDPH3**  
Internal Area = .17 Sq. In.



**LDPH5**  
Internal Area = .33 Sq. In.

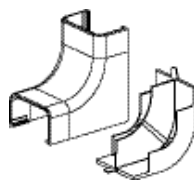


**LDPH10**  
Internal Area = .89 Sq. In.

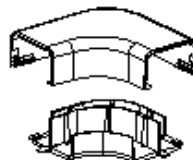
## Fittings



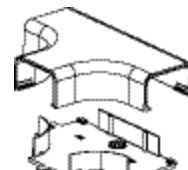
**OCFX**



**ICFX**



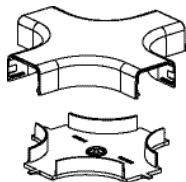
**RAFX**



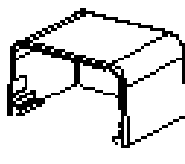
**TFX**



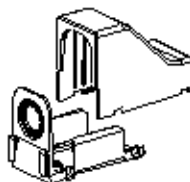
**RFX**



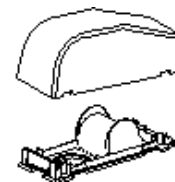
**CRFX5**



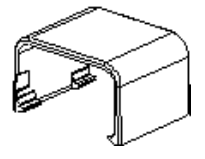
**ECFX**



**DCF**



**RAEFX**



**CFX**

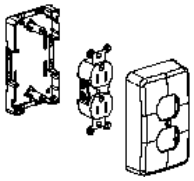
# Pan-Way® Hinged LDPH Raceway

## Compatible LDPH Raceway Surface Mount Outlet/Junction Boxes

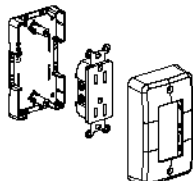
Power, Low Voltage or Fiber Optic		
<b>RJBX3510**</b>	Single gang two-piece screw together round outlet box.	
<b>JBP1**</b>	Single gang two-piece screw together outlet box.	
<b>JBP1D**</b>	Single gang two-piece screw together deep outlet box.	
<b>JBP1E**</b>	Single gang two-piece screw together extension outlet box.	
<b>JBP1I**</b>	Single gang two-piece screw together intermediate outlet box.	
<b>JBP2**</b>	Double gang two-piece screw together deep outlet box	
<b>JBP2S**</b>	Double gang two-piece screw together divided outlet box	
<b>JBP2D**</b>	Double gang two-piece screw together deep outlet box	
<b>JBP2FS**</b>	Fast-Snap™ Double Gang Power Rated Two-Piece Snap Together Outlet Box	
<b>PSJBX**</b>	Single gang two-piece snap together power source box.	
<b>JBP1MR20**</b>	Single gang two-piece power rated low profile snap together outlet box. Includes 20A U.S. style rectangular elec. outlet.	
<b>JBP1MD20**</b>	Single gang two-piece power rated low profile snap together outlet box. Includes 20A U.S. style 106 duplex elec. outlet.	

\*\* = Available colors: International White (IW), Electrical Ivory (EI), International Gray (IG), White (WH) or Arctic White (AW).

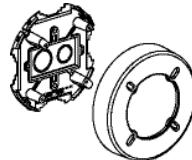
## Surface Mount Outlet/Junction Boxes



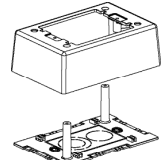
**JBP1MD20**



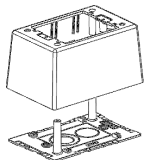
**JBP1MR20**



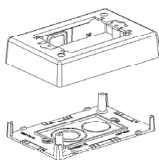
**RJBX3510**



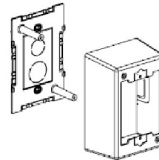
**JBP1**



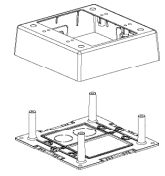
**JBP1D**



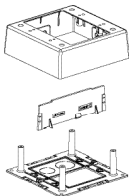
**JBP1E**



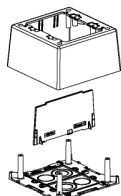
**JBP1I**



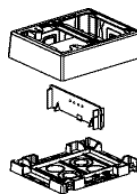
**JBP2**



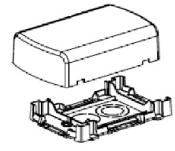
**JBP2S**



**JBP2D**



**JBP2FS**



**PSJBX**

### WORLDWIDE SUBSIDIARIES AND SALES OFFICES

PANDUIT CANADA  
Markham, Ontario  
cs-cdn@panduit.com  
Phone: 800.777.3300

PANDUIT EUROPE LTD.  
London, UK  
cs-emea@panduit.com  
Phone: 44.20.8601.7200

PANDUIT SINGAPORE PTE. LTD.  
Republic of Singapore  
cs-ap@panduit.com  
Phone: 65.6305.7575

PANDUIT JAPAN  
Tokyo, Japan  
cs-japan@panduit.com  
Phone: 81.3.6863.6000

PANDUIT LATIN AMERICA  
Guadalajara, Mexico  
cs-la@panduit.com  
Phone: 52.33.3777.6000

PANDUIT AUSTRALIA PTY. LTD.  
Victoria, Australia  
cs-aus@panduit.com  
Phone: 61.3.9794.9020

For a copy of Panduit product warranties, log on to [www.panduit.com/warranty](http://www.panduit.com/warranty)

For more information

Visit us at [www.panduit.com](http://www.panduit.com)

Contact Customer Service by email: [cs@panduit.com](mailto:cs@panduit.com)  
or by phone: 800.777.3300

©2015 Panduit Corp.  
ALL RIGHTS RESERVED.  
SRSP30--WW-ENG  
Replaces SA-SRSP15  
6/2015