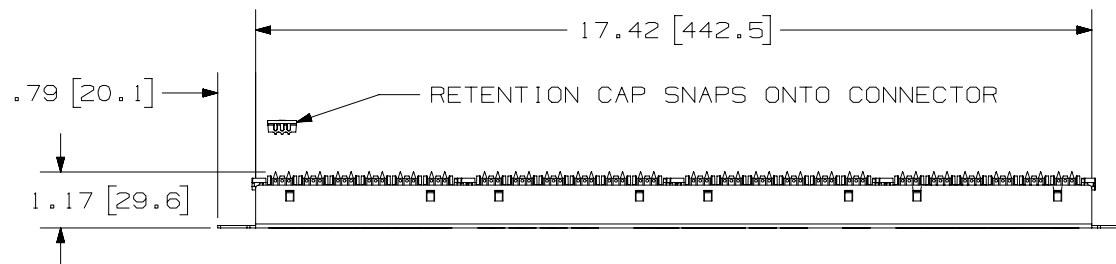


THIS COPY IS PROVIDED ON A RESTRICTED BASIS AND IS NOT TO BE USED IN ANY WAY DETRIMENTAL TO THE INTERESTS OF PANDUIT CORP.



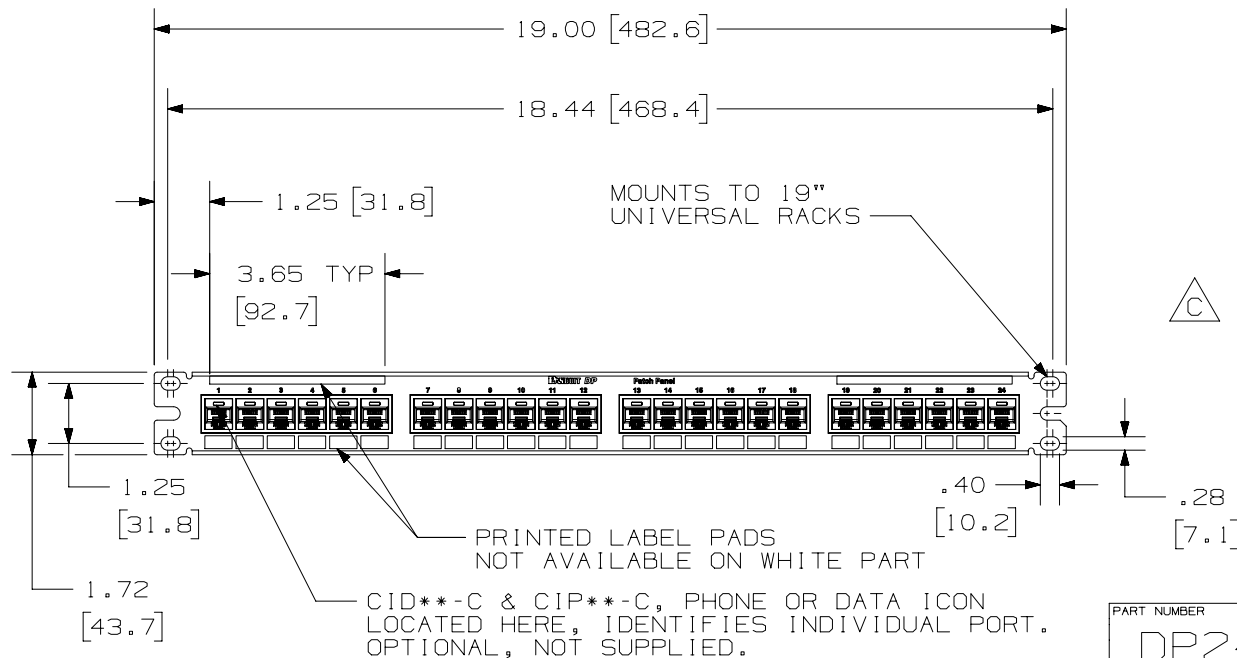
B

PANDUIT PART NO.	WEIGHT (APPROX.)
DP245E88TGY	1.25 lb (567 g)
DP245E88TGWH	1.25 lb (567 g)

NOTES:

- SEE CURRENT CATALOG FOR VARIOUS APPLICATIONS AS WELL AS OPTIONAL ICONS.
- MATERIAL:
PANEL HOUSING: STEEL
RJ45 MODULE: THERMOPLASTIC RESIN UL94V-0
PUNCHDOWN BLOCKS: THERMOPLASTIC RESIN UL94V-0
BEZEL ASSEMBLY: THERMOPLASTIC RESIN UL94H-B
RETENTION CAP: THERMOPLASTIC RESIN UL94V-0
- 24 PORT PATCH PANEL 8 POSITION 8 WIRE.
- THE PATCH PANEL IS DESIGNED FOR MOUNTING TO 19" UNIVERSAL RACKS.
- FOUR (4) 12-24 X 1/2" ROUND HEAD SCREWS ARE PROVIDED FOR FASTENING TO RACKS.
- DIMENSIONS IN [] ARE IN METRIC.
- USE 110 STYLE TERMINATION TOOL FOR PUNCH DOWN.
- RETENTION CAPS (ONE PER CONNECTOR) PROVIDED FOR SNAP-IN ON TERMINATED CONNECTORS.

C



PART NUMBER

DP245E88TGY ; DP245E88TGWH

TITLE

DP5E 24 PORT PATCH PANEL

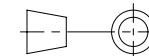
CUSTOMER DRAWING

ITEM REVISION NAME

M02479JJ/01

DATASET FILE NAME

M02479JJ_DC246/01A

UNLESS OTHERWISE SPECIFIED,
DIMENSIONAL TOLERANCES ARE: IN [mm].X ±
.XX ± .03 [.8].XXX ± .010 [.3]
ANGLES ±THIRD ANGLE
PROJECTION

MATERIAL:

SEE NOTES

DRAWING NUMBER:

02479-246

DRAWN BY

LZ

DATE

3-4-06

CHK

CEF

SCALE

NONE

SHT 1 OF 1

SIZE

A

REV	DATE	BY	CHK	APR	DESCRIPTION	ECN
2	9-27-18	BAME	KRKE	MMR	B. ADDED P/N DP245E88TGWH; C. REMOVED M6 SCREWS	M09000HW
1	3-12-14	MDJR	REFR	EJH	A. UPDATED TITLE BLOCK.	02479-246
R	3-3-06	LZ	CEF	CEF	RELEASED TO PRODUCTION	02479-246