

StructuredGround™ Grounding Auxiliary Cable Brackets and Jumpers

specifications

The cable pathway system shall incorporate an auxiliary cable bracket that physically supports the grounding conductors in a discreet channel with a 2" minimum separation from other cables. Bond all sections of the cable pathway system together so they are electrically continuous, and then bond the cable pathway system to the Secondary Bonding Busbar [Telecommunications Grounding Busbar] (SBB/TGB) or other suitable grounding infrastructure. Cable pathway sections shall be bonded together with a #6 AWG bonding jumper either directly attached to the pathway or attached with a UL Listed and CSA Certified connector or bracket. Bonding jumpers shall be constructed of #6 AWG code conductor with green/yellow insulation and factory terminated on both ends with two-hole copper compression lugs that are UL Listed, CSA Certified and meet NEBS Level 3.



technical information

Performance level: UL 467 Listed and CSA 22.2 Certified for grounding and bonding

Meets requirements of TIA-607-C

Holds multiple conductors positioned above or below the cable pathway

Bonds to most 1 1/2" (38.1mm), 2" (50.8mm) ladder rack rails and to Panduit® Wyr-Grid® Overhead Cable Tray System

Packaging: Grounding auxiliary cable brackets are supplied with one mounting bolt

Jumper is supplied with four mounting screws and antioxidant

Materials: Bracket – cold rolled plate 1008 carbon steel, zinc plated
Jumper – Class B, copper code conductor with green and yellow insulation

key features and benefits

Paint piercing teeth Provide electrical continuity to Panduit® Wyr-Grid® System and most industry standard ladder rack
Eliminate the need to remove paint and drill holes for grounding jumpers, saving labor and minimizing debris

UL Listed and CSA Certified Complies with all industry requirements to ensure a high level of safety and reliability

Wire segregation Maintains a 2" distance from grounding conductors and other cables in the pathway

Flexible design Supports grounding conductors above or below pathways; enables bonding to pathway sections and across pathway junctions when required

applications

Panduit® StructuredGround™ Grounding Auxiliary Cable Brackets route and support overhead grounding conductors along ladder rack systems and Panduit® Wyr-Grid® Overhead Cable Tray System. The brackets provide a 2" minimum separation between grounding conductors and other cables in the pathway.

When installed, the paint piercing teeth on the bracket remove paint from the pathway sections to create an electrical bond. The grounding jumper is factory terminated on both ends for quick deployment and easy installation; it connects ladder rack sections to provide equipotential grounding. The versatility of the brackets makes it an easy product to spec in on any project.

Grounding Auxiliary Cable Brackets



For Panduit® Wyr-Grid® System or ladder rack

1.63"W x 4.18"H x 3.71"D
(41.4mm x 106.1mm x 94.2mm): GACB-2

For Panduit® Wyr-Grid® System or ladder rack

1.63"W x 4.49"H x 3.57"D
(41.4mm x 114mm x 90.8mm): GACB-3

Bonding Jumpers, #6 AWG (16mm²), Pre-Terminated on Both Ends with Two-Hole Copper Compression Connectors



8"L (203mm): GACBJ68U
12"L (305mm): GACBJ612U
18"L (457mm): GACBJ618U

Related Products

BICSI/J-STD-607-A Telecommunications Grounding Busbars, 1/4" (6.4mm) Thickness x 2" (50.8mm) Height



10"L (254mm): GB2B0304TPI-1
12"L (304.8mm): GB2B0306TPI-1
20"L (508mm): GB2B0312TPI-1
24"L (609.6mm): GB2B0314TPI-1

Common Bonding Network (CBN) Jumper Kits, #6 AWG (16mm²), 60" (1.52m) Length



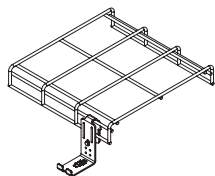
#6 – #2 AWG (16 – 25mm²)
HTAP: RGCBNJ660P22
#2 AWG – 250 kcmil (35 – 120mm²)
HTAP: RGCBNJ660PY

Telecommunications Equipment Bonding Conductor (TEBC) Kits, #6 AWG (16mm²), Pre-Terminated with Two-Hole Copper Compression Connectors

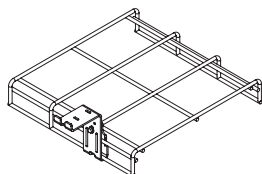
6'L (1.83m): GJ672UH
8'L (2.44m): GJ696UH
10'L (3.05m): GJ6120UH
12'L (3.66m): GJ6144UH
14'L (4.27m): GJ6168UH
16'L (4.88m): GJ6192UH
18'L (5.49m): GJ6216UH
20'L (6.10m): GJ6240UH
22'L (6.71m): GJ6264UH
24'L (7.31m): GJ6288UH

StructuredGround™ Grounding Auxiliary Cable Brackets and Jumpers

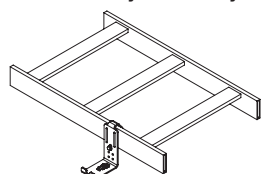
Mounting Options



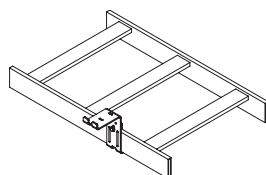
GACB-2 installed on Panduit® Wyr-Grid® System



GACB-3 installed on Panduit® Wyr-Grid® System




GACB-2 installed on a ladder rack



GACB-3 installed on a ladder rack

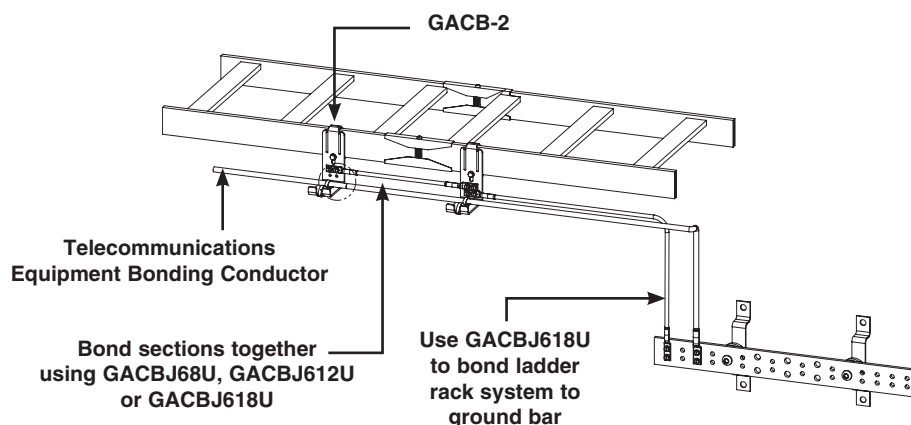
GACB-2 installed on Panduit® Wyr-Grid® System



Note: Panduit® Wyr-Grid® System does not require bonding connection between sections because they are automatically bonded together through the Wyr-Grid® Splice Connections. However the system needs to be bonded to the grounding infrastructure.

Complete Installation to Busbar

#6 AWG PRE-TERMINATED JUMPERS	
GACBJ68U	8" LENGTH
GACBJ612U	12" LENGTH
GACBJ618U	18" LENGTH



WORLDWIDE SUBSIDIARIES AND SALES OFFICES

PANDUIT CANADA
Markham, Ontario
cs-cdn@panduit.com
Phone: 800.777.3300

PANDUIT EUROPE LTD.
London, UK
cs-emea@panduit.com
Phone: 44.20.8601.7200

PANDUIT SINGAPORE PTE. LTD.
Republic of Singapore
cs-ap@panduit.com
Phone: 65.6305.7575

PANDUIT JAPAN
Tokyo, Japan
cs-japan@panduit.com
Phone: 81.3.6863.6000

PANDUIT LATIN AMERICA
Guadalajara, Mexico
cs-la@panduit.com
Phone: 52.33.3777.6000

PANDUIT AUSTRALIA PTY. LTD.
Victoria, Australia
cs-aus@panduit.com
Phone: 61.3.9794.9020

For a copy of Panduit product warranties, log on to www.panduit.com/warranty

For more information

Visit us at www.panduit.com

Contact Customer Service by email: cs@panduit.com
or by phone: 800.777.3300 and reference GRSP14

PANDUIT®

©2016 Panduit Corp.
ALL RIGHTS RESERVED.
Printed in the U.S.A.
GRSP14--SA-ENG
*Replaces SA-GRSP09
5/2016