

# PANDUIT®

## Best Seller Parts Quick Reference Guide



## Industrial Electrical Infrastructure North America

# Best Seller Products for Industrial Construction, MRO and OEM

Partner with a company committed to meeting the daily challenges you face. Panduit offers a full solution of **Best Seller Products** – from cable ties to power connectors, terminals to identification – Panduit products are engineered for all aspects of designing, installing and maintain infrastructures within heavy-duty industrial environments. Our robust partner ecosystem, global staff, unmatched service and support make Panduit a valuable and trusted partner.



**Proven QUALITY**  
performance



**Subject matter**  
**EXPERTISE**



**Customer-driven**  
**INNOVATION**

For the complete offering, please contact your local Panduit representative or visit us at [www.panduit.com](http://www.panduit.com)







# Applications and Market Solutions

## Commercial Construction:

Panduit offers a broad product portfolio across two trusted brands to support contractor needs for the toughest electrical construction applications and environments. Panduit brand products are engineered for best-in-class safety, reliability and productivity for maximum contractor value. Stronghold brand products are designed to be reliable, convenient and economical. From power & grounding connectors, to electrical supplies, pre-fab components and wire management products, Panduit is the partner of choice for leading electrical contractors.

## Food and Beverage:

Food and beverage manufacturers are faced with countless product safety, quality and manufacturing challenges. Maximizing productivity while reducing downtime requires a robust integrated electrical infrastructure that can deliver optimum productivity, reliability and profitability.

## Oil and Gas:

The world's appetite for energy grows every day, and oil and gas are still the best options for meeting global demand. Faced with the need to explore in challenging locations, integrate new oil sands and shale capabilities, meet updated safety protocols, and identify new technologies to handle remote environments, energy producers are looking for partners who can help them keep up with changing business conditions and goals.

## Renewable Energy:

Panduit has the proven renewable energy solutions, along with global supply chain and engineering guidance you need to design and build best-in-class solar and wind environments. Our renewable energy electrical infrastructure solutions play a vital role in the world's top renewable energy production facilities. Panduit rigorously tests all solar and wind equipment to ensure outstanding performance in high wind and high vibration operations, under intense UV exposure, in extreme temperatures, and in the presence of corrosive agents.

## Safety:

As facilities become more complex than ever, managers need solutions that simplify operations and reduce risk. Utilizing a Prevention through Design approach, Panduit is pioneering new ways to protect customer assets, people, and places with revolutionary solutions that unlock efficiency and enable organizations to achieve more.

## Transportation:

Electrical connectors and wire management products are critical components in vehicles that transport goods or people, from light-rail cars to heavy duty truck and buses for commercial, military, and aerospace industries. Panduit transportation solutions can help you overcome challenges around evolving safety standards and certifications requirements, complex design specifications, and the rigors of harsh environments. Our products withstand vibration, shock, abrasion, and temperature extremes and are tested and certified to meet global standards.

# Table of Contents

<b>Abrasion Protection</b> . . . . .	<b>5–7</b>
<b>Cable Cleats</b> . . . . .	<b>8–11</b>
<b>Cable Ties</b> . . . . .	<b>12–16</b>
<b>Cable Tie Accessories</b> . . . . .	<b>17–20</b>
<b>Cable Tie Tools</b> . . . . .	<b>21–22</b>
<b>Computer Printable Labeling</b> . . . . .	<b>23–28</b>
<b>Connectors</b> . . . . .	<b>29–33</b>
<b>Grounding Connectors</b> . . . . .	<b>34–40</b>
<b>Safety Solutions</b> . . . . .	<b>41–42</b>
<b>Stainless Steel Ties</b> . . . . .	<b>43–45</b>
<b>Terminals</b> . . . . .	<b>46–48</b>
<b>Wiring Duct</b> . . . . .	<b>49</b>

## Spiral Wrap

Looking to bundle and protect multiple wires or cables? Spiral Wrap harnesses numerous cables into a single manageable bundle while still allowing for breakouts of single or multiple cables. The wraps provide excellent abrasion protection for wires, cables, hoses, and tubing. Plus, the various colors allow for quick and easy identification of cable bundles. Spiral Wrap is offered in various bundle diameter ranges and lengths to solve a broad range of bundling needs.



- Installation tool supplied in each package
- Available in multiple materials
- Reusable
- UL File: E141152
- Voltage Rating: 600V

Part Number	Material*	Color	Length Per Reel‡		Bundle Diameter Range		Outside Diameter		Temperature Range	Wall Thickness		Std. Pkg. Qty.
			Ft.	m	In.	mm	In.	mm		In.	mm	
<a href="#">T25F-C</a>	Polyethylene	Natural	100	30.5	3/16 – 2	4.8 – 50.8	0.25	6.4	-40°F – 122°F (-40°C – 50°C)	0.040	1.02	1
<a href="#">T38F-C</a>					5/16 – 3	7.9 – 76.2	0.38	9.5		0.055	1.40	
<a href="#">T50F-C</a>		Yellow			3/8 – 4	9.5 – 101.6	0.50	12.7		0.060	1.52	
<a href="#">T50F-C4Y</a>												
<a href="#">T50F-C0</a>	Weather Resistant Polyethylene											
<a href="#">T25T-L</a>	TFE <sup>^</sup>	Natural	50	15.2	3/16 – 2	4.8 – 50.8	0.25	6.4	-454°F – 356°F (-270°C – 180°C)	0.030	0.76	
<a href="#">T50T-Q</a>			25	7.6	3/8 – 4	9.5 – 101.6	0.50	12.7				

\*Flame retardant products are manufactured from a material that is rated UL 94V-0.

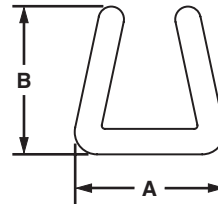


‡Reel packaging may contain splices. Contact Panduit Customer Service for further information.

<sup>^</sup>TFE is Polytetrafluorethylene material.

## Grommet Edging

Polyethylene Slotted Grommet Edging is the best solution for protecting wires and cables from chafing against panel walls and knockouts' sharp edges. This Grommet Edging features slots specifically designed for use on irregularly shaped and round panel holes. The polyethylene material is highly flexible, while the adhesive lining ensures the product will stay in place. Packaged on a 100' (30.5m) reel for easy handling and dispensing.

- Use slotted product on irregularly shaped and round panel holes
- Provided in 0.030" (0.8mm) thick material making it highly flexible
- Adhesive Lined Grommet Edging: 3 year shelf life



Part Number	Width A		Height B		Panel Thickness Range		Material	Color	Temperature Range	Std. Pkg. Qty.
	In.	mm	In.	mm	In.	mm				
<a href="#">GEE62F-A-C</a>	0.13	3.3	0.16	4.1	0.036 – 0.062	0.9 – 1.6	Polyethylene	Natural*	-40°F – 122°F (-40°C – 50°C)	1
<a href="#">GEE99F-A-C</a>	0.17	4.3	0.19	4.7	0.062 – 0.099	1.6 – 2.5				
<a href="#">GEE144F-A-C</a>	0.21	5.4	0.22	5.6	0.099 – 0.144	2.5 – 3.7				

\*Natural color can range from opaque to clear.

**UL® SP® Braided Expandable Sleeving – Polyethylene Terephthalate (PET)**

PET Braided Expandable Sleeving provides continuous abrasion resistance and lightweight, durable protection, with a flexible open weave that will not trap heat or humidity. The flexible design also allows for use with irregular shapes.

- Compliant with U.S. and European passenger rail standards
- Rated for use up to 257°F (125°C)
- UL: E116868
- CSA: 227630



Part Number	Color	Nominal I.D.		Nominal Diameter Range		Length per Reel‡		Std. Pkg. Qty.	Std. Ctn. Qty.
		In.	mm	In.	mm	Ft.	m		
<a href="#">SE50P-DR0</a>	Black	0.50	12.7	0.250 – 0.750	6.4 – 19.1	500	152.4	1	2

‡Reel packaging may contain splices. Contact Panduit Customer Service for further information.

**UL® SP® Braided Expandable Sleeving – Flame Retardant Polyethylene Terephthalate**

PET Flame Retardant Braided Expandable Sleeving provides all the same protection and flexibility of the standard PET Sleeving but with a flammability rating that meets UI 1441 VW-1.

- Compliant with U.S. and European passenger rail standards
- Rated for use up to 257°F (125°C)
- Flammability: Meets UL 1441 VW-1
- UL E116868
- CSA: 227630



Part Number	Color	Nominal I.D.		Nominal Diameter Range		Length per Reel‡		Std. Pkg. Qty.	Std. Ctn. Qty.
		In.	mm	In.	mm	Ft.	m		
<a href="#">SE50PFR-DR0</a>	Black	0.50	12.7	0.250 – 0.750	6.4 – 19.1	500	152.4	1	2

‡Reel packaging may contain splices. Contact Panduit Customer Service for further information.

## Corrugated Loom Tubing

Corrugated Loom Tubing is an economical solution for cables in wire harness applications. Polypropylene tubing provides light crush/impact resistance and is abrasion-resistant to reduce the risk of damage to wires and cables. This product features a lengthwise slit, making it easy to install onto a bundle of cables or a pre-assembled harness assembly. Tubing is offered in various diameters and lengths to solve a broad range of harnessing or bundling needs.



- For use in enclosures or indoors only
- Abrasion resistant and provides light crush and impact resistance

Part Number	Material	Color	Length Per Reel*		Inside Diameter		Outside Diameter		Temperature Range	Std. Pkg. Qty.
			Ft.	m	In.	mm	In.	mm		
<b>Slit Wall</b>										
<a href="#">CLT25F-C20</a>	Polyethylene	Black	100	30.5	0.28	7.2	0.40	10.1	-40°F – 122°F (-40°C – 50°C)	1
<a href="#">CLT50F-C20</a>					0.51	13.0	0.65	16.6		
<a href="#">CLT75F-C20</a>					0.77	19.5	0.94	23.9		
<a href="#">CLT100F-C20</a>					0.91	23.2	1.10	28.0		
<a href="#">CLT125F-L20</a>			50	15.2	1.28	32.5	1.54	39.0		

\*Reel packaging may contain splices. Contact Panduit Customer Service for further information.

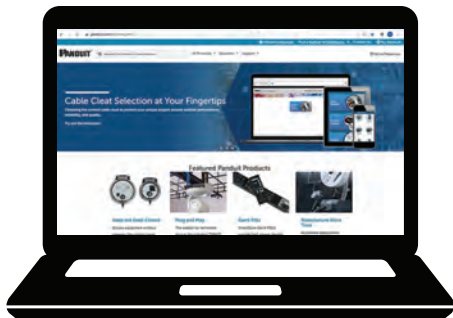
## Duct Seal – Sealing Compounds

Duct Seal is safe and easy to use, non-corrosive, non-toxic, contains no asbestos, will not stain or harm hands and has no unpleasant odor. Perfect for sealing irregular openings off from air, dust, or water. The non-hardening sealant adheres to metal, masonry, wood, or plastic and provides excellent vibration damping.

- Dielectric strength: 200V/Mil, Min 0.030" thick
- 10 year minimum shelf life
- Temperature range: -30°F – 210°F (-34°C – 98°C)
- Indoor use only



Part Number	Part Description	Std. Pkg. Qty.
<a href="#">DS1</a>	Duct seal (sealing compound) 1 lb. package	1



**Like what you see...  
and want more?**

Visit [www.panduit.com](http://www.panduit.com) for the full offering of Panduit products

### Strapping Cable Cleats

Panduit® Pan-Steel® Self-Locking Cable Ties and MS75 Metal Strapping System represent Panduit’s Strapping cable cleat offering for robust cable management and short circuit protection up to 156kA. Available in a variety of sizes, these solutions ensure cables remain contained in the event of a short circuit occurrence. To complement the strapping, Panduit offers various cable tray mounting brackets and protective cushion sleeving.

- Inherent cable range taking, compatible with quad, trefoil, and multicore cables
- Strapping cleats made from 316L stainless steel
- Uniclip Brackets feature high resistance to lateral and axial movement, eliminate diagonal installations, and allows Panduit stainless steel ties and straps to be installed on any style or design of cable tray; slotted or unslotted



#### Locking Strap Cable Cleat

Part Number	Trefoil Double Loop Cable Diameter Range				Flat Multicore Double Loop Cable Diameter Range				Width		Thickness		Length		Std. Pkg. Qty.
	From		To		From		To								
	In.	mm	In.	mm	In.	mm	In.	mm	In.	mm	In.	mm	In.	mm	
<a href="#">MLT4DSH-Q316</a>	0.472	12	1.654	42	0.472	12	3.740	95	0.63	15.9	0.015	0.38	29.5	749	25

#### Buckle Strap Cable Cleat

Part Number	Trefoil Double Loop Cable Diameter Range				Flat Multicore Double Loop Cable Diameter Range				Width		Thickness		Length		Std. Pkg. Qty.
	From		To		From		To								
	In.	mm	In.	mm	In.	mm	In.	mm	In.	mm	In.	mm	In.	mm	
<a href="#">MS10W75T30-Q6</a>	1.654	42	2.283	58	3.740	95	4.724	120	0.75	19.1	0.03	0.76	38.4	975	25

\*\*For Trefoil Triple Loop Cable Diameter Ranges, refer to [www.panduit.com](http://www.panduit.com).

#### Cushion Sleeve

Part Number	Material	Length		Width		Thickness		Std. Pkg. Qty.
		In.	mm	In.	mm	In.	mm	
<a href="#">PCSLSH-B-CR</a>	TPE Low Smoke, Halogen Free	100	30.5	1.05	26.8	0.08	2.2	1

#### UC Series Brackets

Part Number	Description	Std. Pkg. Qty.
<a href="#">UCSQ1-V316</a>	Mounting bracket – Strut Type, 316L stainless steel	5



## Stainless Steel Cable Cleats

Panduit Stainless Steel Cable Cleats offers protection against extreme environments and high short circuit current faults. Panduit Stainless Steel Cleats feature easy installation via single tool tightening, removable spacer, and a bracket slot providing additional installation options. To complement the stainless steel cleat, Panduit offers various sized cable tray mounting brackets.

- Cable range taking capability and suitable for trefoil cable arrangements
- Cable Cleats are made from 316/316L stainless steel and spacers are made from low-smoke, halogen free TPE
- Metal Cable Cleat Brackets are made from 316/316L stainless steel

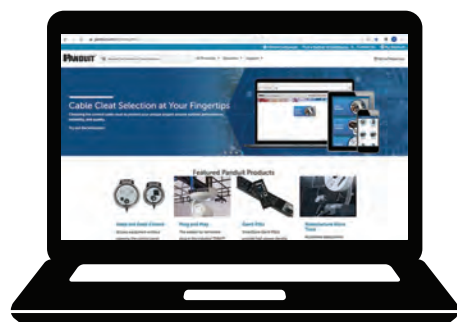


### Stainless Steel Trefoil Cable Cleats

Part Number	Cable Diameter Range		Height (H)		Width (W)		Depth (D)		Weight		Mounting Holes	Std. Pkg. Qty.
	In.	mm	In.	mm	In.	mm	In.	mm	lb.	g		
<a href="#">CCSSTR6269-X</a>	2.44 – 2.72	62 – 69	5.71	145	6.50	165	2.48	63	1.72	782	1 x M8	10

### CBH Series Brackets

Part Number	Description	Rung Height		Rung Width		Part Weight		Std. Pkg. Qty.
		In.	mm	In.	mm	lb.	g	
<a href="#">CBH20L50-V6</a>	Cleat bracket, height 20 mm, length 50mm, 316L stainless steel	0.98 – 1.18	25 – 30	1.97	50	0.34	154	5



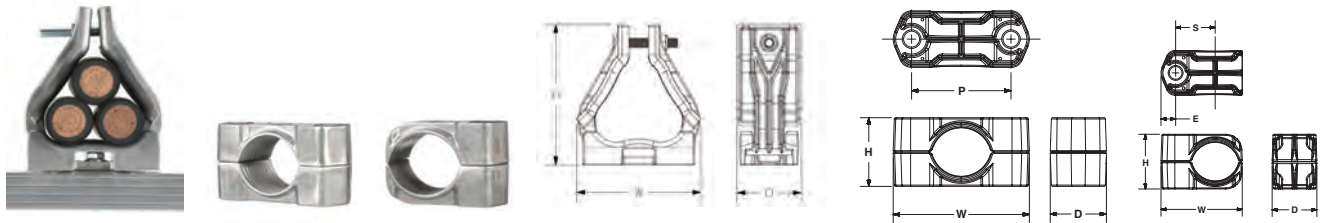
**Like what you see...  
and want more?**

Visit [www.panduit.com](http://www.panduit.com) for the full offering of Panduit products

### Aluminum Cable Cleats

Panduit Aluminum Cable Cleats are ideal for low-high short circuit faults in less corrosive environments. Trefoil and two-hole cleat configurations are suitable for medium to high short circuit faults, while the one-hole configuration is suitable for low to medium faults. Aluminum Cable Cleats are available in multiple sizes with cable range-taking capability and is appropriate for single and trefoil cable configurations.

- Features rounded edges for cable protection and ridges to hold cabling in place
- Hinged trefoil cleats are designed for additional cable range-taking and nylon insert lock nut assists in vibration dampening
- One-hole and two-hole cleats are designed to be installed on the cable tray run via a fixing hole and M10 bolt
- Insulating washers and spacers are available to protect against galvanic corrosion, in case of dissimilar cable tray run and cable cleat materials



#### Aluminum Trefoil Cable Cleat

Part Number	Cable Diameter Range		Height (H)		Width (W)		Depth (D)		Weight		Mounting Holes	Std. Pkg. Qty.
	In.	mm	In.	mm	In.	mm	In.	mm	lb.	g		
<a href="#">CCALTR5561-X</a>	2.17 – 2.40	55 – 61	6.57	167	5.72	145	2.17	55	1.42	647	1 x M8	10

#### Aluminum Two-Hole Cable Cleat

Part Number	Cable Diameter Range		Height (H)		Width (W)		Depth (D)		Weight		Mounting Holes	Std. Pkg. Qty.
	In.	mm	In.	mm	In.	mm	In.	mm	lb.	g		
<a href="#">CCAL2H3846-X</a>	1.50 – 1.81	38 – 46	2.01	51	3.98	101	1.64	42	0.50	226	2 x M10	10

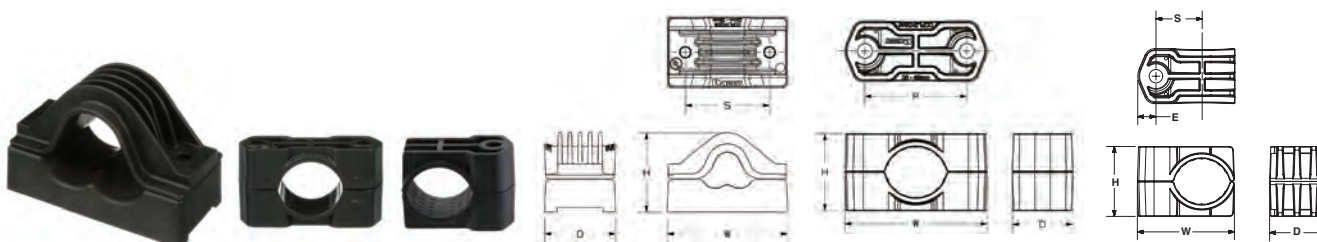
#### Aluminum One-Hole Cable Cleat

Part Number	Cable Diameter Range		Height (H)		Width (W)		Depth (D)		Weight		Mounting Holes	Std. Pkg. Qty.
	In.	mm	In.	mm	In.	mm	In.	mm	lb.	g		
<a href="#">CCAL1H3846-X</a>	1.50 – 1.81	38 – 46	2.01	51	2.98	76	1.67	42	0.33	149	1 x M10	10

## Polymer Cable Cleats

Panduit Polymer Cable Cleats are ideal for low-high short circuit faults in less harsh environments. One-hole and two-hole cleat configurations are suitable for low to medium short circuit faults, while the trefoil configuration is suitable for medium to high faults. Polymer Cable Cleats are available in multiple sizes with cable range-taking capability and is appropriate for single and trefoil cable configurations.

- Features rounded edges for cable protection and ridges to hold cabling in place
- Construction features corrosion resistant body



### Polymer Trefoil Cable Cleat

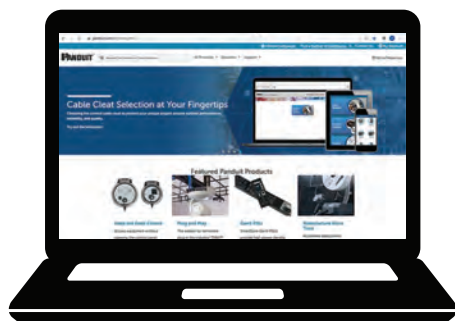
Part Number	Cable Diameter Range		Height (H)		Width (W)		Depth (D)		Weight		Mounting Holes	Std. Pkg. Qty.
	In.	mm	In.	mm	In.	mm	In.	mm	lb.	g		
<a href="#">CCPLTR3139-X</a>	1.22 – 1.54	31 – 39	4.13	105	6.06	154	3.07	78	1.51	685	1 x M10, 2 x M10	10

### Polymer Two-Hole Cable Cleat

Part Number	Cable Diameter Range		Height (H)		Width (W)		Depth (D)		Weight		Mounting Holes	Std. Pkg. Qty.
	In.	mm	In.	mm	In.	mm	In.	mm	lb.	g		
<a href="#">CCPL2H3846-X</a>	1.50 – 1.81	38 – 46	2.20	56	4.07	103	1.73	44	0.31	143	2 x M10	10

### Polymer One-Hole Cable Cleat

Part Number	Cable Diameter Range		Height (H)		Width (W)		Depth (D)		Weight		Mounting Holes	Std. Pkg. Qty.
	In.	mm	In.	mm	In.	mm	In.	mm	lb.	g		
<a href="#">CCPL1H1619-X</a>	0.63 – 0.75	16 – 19	1.34	34	2.00	51	1.70	43	0.11	49	1 x M10	10



**Like what you see...  
and want more?**

Visit [www.panduit.com](http://www.panduit.com) for the full offering of Panduit products

# Panduit Cable Ties

Panduit® offers the most comprehensive selection of cable tie styles, sizes, materials, and colors to meet the needs of our customers. Our cable ties bundle, mount, and identify in countless indoor, outdoor, and harsh environment applications.



## Most Popular Cable Tie Styles

Cable Tie Style	Description
Panduit Locking Cable Ties	Designed to satisfy the needs of general applications, while delivering consistent performance and reliability. Featuring a curved tip to allow for easy pick up from flat surfaces and faster initial threading.
Panduit Dome-Top® Barb Tys	Features a unique patented design with its round smooth edges. Paired with the stainless steel locking barb, these cable ties provide consistent performance, reliability and infinite adjustability through the entire bundle range.
Panduit Releasable Cable Ties	The release tab permits easy release where changes are anticipated during development, production or servicing in the field. Ideal for heavy duty applications.

## Most Popular Cable Tie Materials


Cable Tie Material	Description	Continuous Use Temperature Rating
Nylon 6.6	Nylon 6.6 material is very versatile and can be used in countless applications. Because of the plenum rating Nylon 6.6 cable ties can be used in air handling spaces. Designed to be used in indoor environments only.	-76°F (-60°C) to 185°F (85°C)
Weather Resistant Nylon 6.6	Weather Resistant Nylon 6.6 material has great resistance to damage caused by ultraviolet light and can be used in both indoor and outdoor environments.	-76°F (-60°C) to 185°F (85°C)
Heat Stabilized Nylon 6.6	Heat Stabilized material is designed for high temperature applications in indoor environments only.	-76°F (-60°C) to 239°F (115°C)
Metal Detectable Nylon 6.6	Metal Detectable material is designed to help the food, beverage and pharmaceutical industries meet product manufacturing standards. The metal impregnated material is identifiable by metal detection equipment and is for indoor use only.	-40°F (-40°C) to 185°F (85°C)
Tefzel	Tefzel material is ideal for applications requiring resistance to environmental stresses such as: chemical attack, gamma radiation, ultraviolet radiation, and extreme high and low temperatures, can be used in both indoor and outdoor environments.	-76°F (-60°C) to 338°F (170°C)



## Panduit Locking Cable Tie, Miniature Cross Section

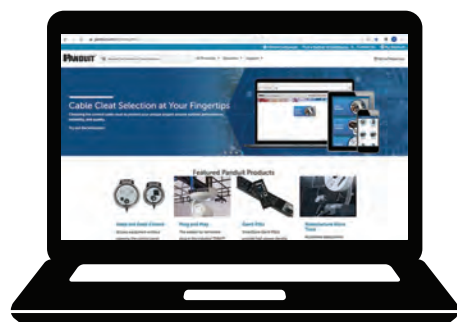
For more details about the style and material of the listed cable ties please reference page 12.

- Versatile cable ties, can be used in countless applications
- Curved tip allows for faster initial threading
- UL 62275 per UL file E56854



### Miniature Cable Ties 18 lbs (80N)

Part Number	Length In. (mm)	Width In. (mm)	Max. Bundle Dia. In. (mm)	Material	Color	UV Resistant	AH-2 Plenum Rated	Flammability Rating	UL 62275 Type	Pkg Qty	Installation Tools
<b>Panduit Locking Cable Tie</b>											
<a href="#">PLT1M-M</a>	3.9 (99)	.098 (2.5)	0.87 (22)	Nylon 6.6	Natural		✓	V-2	2, 21	1000	GTS-E, GS2B-E, PTS
<a href="#">PLT1M-M0</a>	3.9 (99)	.098 (2.5)	0.87 (22)	Weather Resistant Nylon 6.6	Black	✓	✓	V-2	2, 21	1000	
<a href="#">PLT1M-M30</a>	3.9 (99)	.098 (2.5)	0.87 (22)	Heat Stabilized Nylon 6.6	Black			V-2	2, 21	1000	
<a href="#">PLT1M-M76</a>	4.0 (102)	.098 (2.5)	0.87 (22)	Tefzel	Aqua	✓		V-0	1, 11	1000	
<a href="#">PLT1.5M-M</a>	5.6 (142)	.098 (2.5)	1.25 (32)	Nylon 6.6	Natural		✓	V-2	2, 21	1000	
<a href="#">PLT2M-M</a>	8.0 (203)	.098 (2.5)	2.00 (51)	Nylon 6.6	Natural		✓	V-2	2, 21	1000	
<a href="#">PLT2M-M0</a>	8.0 (203)	.098 (2.5)	2.00 (51)	Weather Resistant Nylon 6.6	Black	✓	✓	V-2	2, 21	1000	



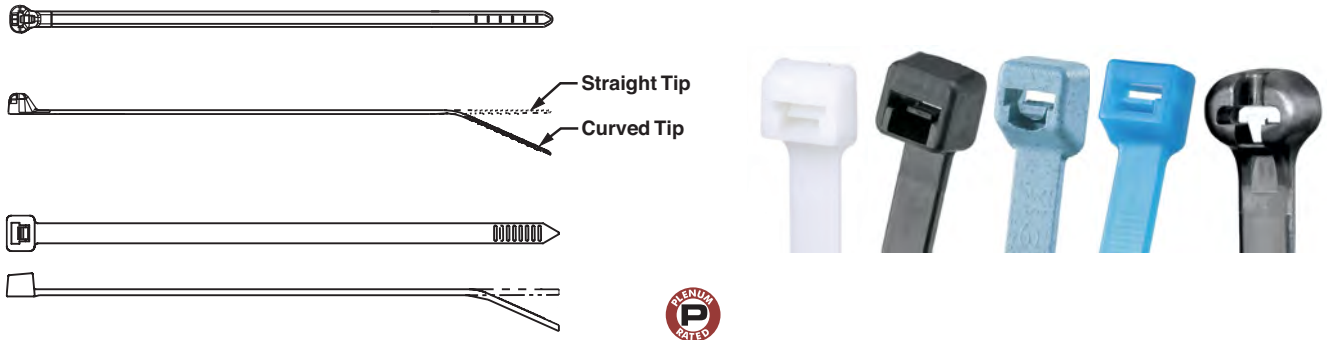
**Like what you see...  
and want more?**

Visit [www.panduit.com](http://www.panduit.com) for the full offering of Panduit products

**Panduit Locking Cable Tie & Dome-Top® Barb Ty, Intermediate Cross Section**

For more details about the style and material of the listed cable ties please reference page 12.

- Versatile cable ties, can be used in countless applications
- Curved tip allows for faster initial threading
- UL 62275 per UL file E56854



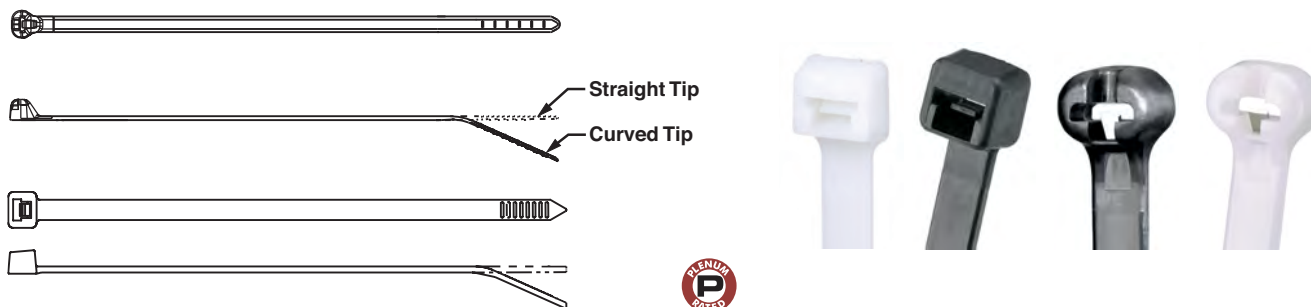
**Intermediate Cable Ties 40 lbs (178 N), -86 and -76 30 lbs (133 N)**

Part Number	Length In. (mm)	Width In. (mm)	Max. Bundle Dia. In. (mm)	Material	Color	UV Resistant	AH-2 Plenum Rated	Flammability Rating	UL 62275 Type	Pkg Qty	Installation Tools
<b>Panduit Locking Cable Tie</b>											
<a href="#">PLT1.5I-M</a>	5.6 (142)	0.142 (3.6)	1.38 (35)	Nylon 6.6	Natural		✓	V-2	2, 21	1000	<a href="#">GTS-E</a> , <a href="#">GS2B-E</a> , <a href="#">PTS</a>
<a href="#">PLT1.5I-M0</a>	5.6 (142)	0.142 (3.6)	1.38 (35)	Weather Resistant Nylon 6.6	Black	✓	✓	V-2	2, 21	1000	
<a href="#">PLT2I-M</a>	8.0 (203)	0.142 (3.6)	2.00 (51)	Nylon 6.6	Natural		✓	V-2	2, 21	1000	
<a href="#">PLT2I-M0</a>	8.0 (203)	0.142 (3.6)	2.00 (51)	Weather Resistant Nylon 6.6	Black	✓	✓	V-2	2, 21	1000	
<a href="#">PLT2I-C86</a>	8.0 (203)	0.135 (3.4)	2.00 (51)	Metal Detectable Nylon 6.6	Lt Blue			HB		100	
<a href="#">PLT2I-M76</a>	8.0 (203)	0.135 (3.4)	2.00 (51)	Tefzel	Aqua	✓		V-0	1, 11	1000	
<a href="#">PLT3I-M0</a>	11.4 (290)	0.145 (3.7)	3.00 (76)	Weather Resistant Nylon 6.6	Black	✓	✓	V-2	2, 21	1000	
<b>Panduit Dome-Top® Barb Ty</b>											
<a href="#">BT3I-C0</a>	11.3 (287)	0.141 (3.6)	3.00 (76)	Weather Resistant Nylon 6.6	Black	✓	✓	V-2	2, 21	100	<a href="#">GTS-E</a> , <a href="#">GS2B-E</a> , <a href="#">PTS</a>

## Panduit Locking Cable Tie & Dome-Top® Barb Ty, Standard Cross Section

For more details about the style and material of the listed cable ties please reference page 12.

- Versatile cable ties, can be used in countless applications
- Curved tip allows for faster initial threading
- UL 62275 per UL file E56854



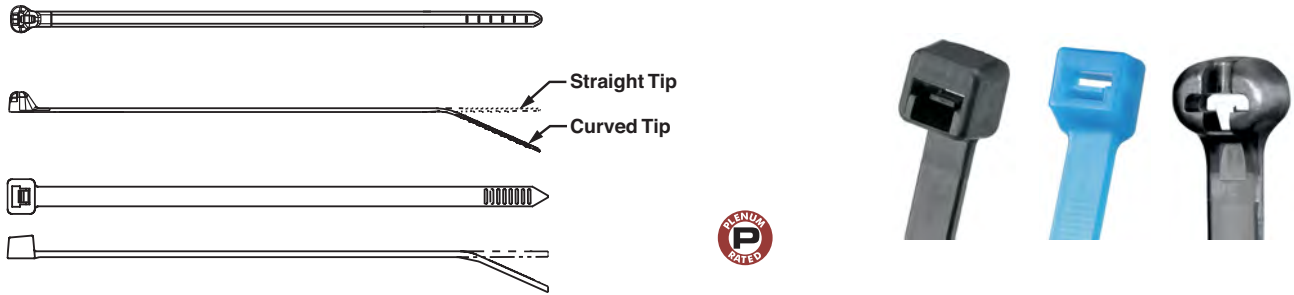
Standard Cable Ties 50 lbs (222 N)

Part Number	Length In. (mm)	Width In. (mm)	Max. Bundle Dia. In. (mm)	Material	Color	UV Resistant	AH-2 Plenum Rated	Flammability Rating	UL 62275 Type	Pkg Qty	Installation Tools
<b>Panduit Locking Cable Tie</b>											
<a href="#">PLT2S-C</a>	7.4 (188)	0.190 (4.8)	1.88 (48)	Nylon 6.6	Natural		✓	V-2	2, 21, 2S, 21S	100	GTS-E, GS2B-E, GTH-E, GS4H-E, PTS, PTH
<a href="#">PLT2S-M</a>	7.4 (188)	0.190 (4.8)	1.88 (48)	Nylon 6.6	Natural		✓	V-2	2, 21, 2S, 21S	1000	
<a href="#">PLT2S-C0</a>	7.4 (188)	0.190 (4.8)	1.88 (48)	Weather Resistant Nylon 6.6	Black	✓	✓	V-2	2, 21, 2S, 21S	100	
<a href="#">PLT2S-M0</a>	7.4 (188)	0.190 (4.8)	1.88 (48)	Weather Resistant Nylon 6.6	Black	✓	✓	V-2	2, 21, 2S, 21S	1000	
<a href="#">PLT3S-C</a>	11.5 (292)	0.190 (4.8)	3.00 (76)	Nylon 6.6	Natural		✓	V-2	2, 21, 2S, 21S	100	
<a href="#">PLT3S-M</a>	11.5 (292)	0.190 (4.8)	3.00 (76)	Nylon 6.6	Natural		✓	V-2	2, 21, 2S, 21S	1000	
<a href="#">PLT3S-C0</a>	11.5 (292)	0.190 (4.8)	3.00 (76)	Weather Resistant Nylon 6.6	Black	✓	✓	V-2	2, 21, 2S, 21S	100	
<a href="#">PLT3S-M0</a>	11.5 (292)	0.190 (4.8)	3.00 (76)	Weather Resistant Nylon 6.6	Black	✓	✓	V-2	2, 21, 2S, 21S	1000	
<a href="#">PLT4S-C</a>	14.5 (368)	0.190 (4.8)	4.00 (102)	Nylon 6.6	Natural		✓	V-2	2, 21, 2S, 21S	100	
<a href="#">PLT4S-M</a>	14.5 (368)	0.190 (4.8)	4.00 (102)	Nylon 6.6	Natural		✓	V-2	2, 21, 2S, 21S	1000	
<a href="#">PLT4S-C0</a>	14.5 (368)	0.190 (4.8)	4.00 (102)	Weather Resistant Nylon 6.6	Black	✓	✓	V-2	2, 21, 2S, 21S	100	
<a href="#">PLT4S-M0</a>	14.5 (368)	0.190 (4.8)	4.00 (102)	Weather Resistant Nylon 6.6	Black	✓	✓	V-2	2, 21, 2S, 21S	1000	
<b>Panduit Dome-Top® Barb Ty</b>											
<a href="#">BT2S-M0</a>	8.0 (203)	0.185 (4.7)	2.00 (51)	Weather Resistant Nylon 6.6	Black	✓	✓	V-2	2, 21, 2S, 21S	1000	GTS-E, GS2B-E, GTH-E, GS4H-E, PTS, PTH
<a href="#">BT3S-C0</a>	12.0 (305)	0.185 (4.7)	3.00 (76)	Weather Resistant Nylon 6.6	Black	✓	✓	V-2	2, 21, 2S, 21S	100	
<a href="#">BT3S-M0</a>	12.0 (305)	0.185 (4.7)	3.00 (76)	Weather Resistant Nylon 6.6	Black	✓	✓	V-2	2, 21, 2S, 21S	1000	
<a href="#">BT4S-M</a>	15.1 (384)	0.185 (4.7)	4.00 (102)	Nylon 6.6	Natural		✓	V-2	2, 21, 2S, 21S	1000	
<a href="#">BT4S-C0</a>	15.1 (384)	0.185 (4.7)	4.00 (102)	Weather Resistant Nylon 6.6	Black	✓	✓	V-2	2, 21, 2S, 21S	100	
<a href="#">BT4S-M0</a>	15.1 (384)	0.185 (4.7)	4.00 (102)	Weather Resistant Nylon 6.6	Black	✓	✓	V-2	2, 21, 2S, 21S	1000	

### Panduit Locking Cable Tie & Dome-Top® Barb Ty, Light-Heavy Cross Section

For more details about the style and material of the listed cable ties please reference page 12.

- Versatile cable ties, can be used in countless applications
- Curved tip allows for faster initial threading
- UL 62275 per UL file E56854



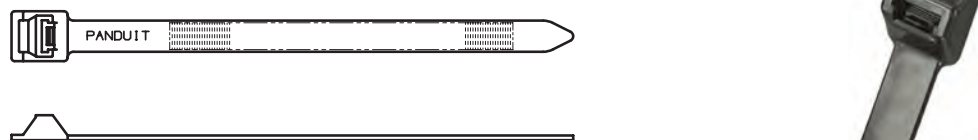
#### Light-Heavy Cable Ties 120 lbs (534 N)

Part Number	Length In. (mm)	Width In. (mm)	Max. Bundle Dia. In. (mm)	Material	Color	UV Resistant	AH-2 Plenum Rated	Flammability Rating	UL 62275 Type	Pkg Qty	Installation Tools
<b>Panduit Locking Cable Tie</b>											
<a href="#">PLT4H-L0</a>	14.5 (368)	0.300 (7.6)	4.00 (102)	Weather Resistant Nylon 6.6	Black	✓	✓	V-2	2, 21	50	<a href="#">GTH-E,</a> <a href="#">GS4H-E,</a> <a href="#">GS4EH-E,</a> <a href="#">PTH</a>
<a href="#">PLT4H-TL0</a>	14.5 (368)	0.300 (7.6)	4.00 (102)	Weather Resistant Nylon 6.6	Black	✓	✓	V-2	2, 21	250	
<a href="#">PLT4H-TL76</a>	14.6 (371)	0.300 (7.6)	4.00 (102)	Tefzel	Aqua	✓		V-0	1, 11	250	
<b>Panduit Dome-Top® Barb Ty</b>											
<a href="#">BT4LH-L0</a>	14.9 (378)	0.275 (7.0)	4.00 (102)	Weather Resistant Nylon 6.6	Black	✓	✓	V-2	2, 21, 2S, 21S	50	<a href="#">GTH-E,</a> <a href="#">GS4H-E,</a> <a href="#">GS4EH-E,</a> <a href="#">PTH</a>
<a href="#">BT4LH-TL0</a>	14.9 (378)	0.275 (7.0)	4.00 (102)	Weather Resistant Nylon 6.6	Black	✓	✓	V-2	2, 21, 2S, 21S	250	
<a href="#">BT5LH-L0</a>	18.1 (460)	0.275 (7.0)	5.00 (127)	Weather Resistant Nylon 6.6	Black	✓	✓	V-2	2, 21, 2S, 21S	50	
<a href="#">BT5LH-C0</a>	18.1 (460)	0.275 (7.0)	5.00 (127)	Weather Resistant Nylon 6.6	Black	✓	✓	V-2	2, 21, 2S, 21S	100	

### Panduit Releasable Cable Tie, Extra-Heavy Cross Section

For more details about the style and material of the listed cable ties please reference page 12.

- Versatile cable ties, can be used in countless applications
- UL 62275 per UL file E56854



#### Extra-Heavy Releasable Cable Tie 250 lbs (1112 N)

Part Number	Length In. (mm)	Width In. (mm)	Max. Bundle Dia. In. (mm)	Material	Color	UV Resistant	AH-2 Plenum Rated	Flammability Rating	UL 62275 Type	Pkg Qty	Installation Tools
<b>Panduit Releasable Cable Tie</b>											
<a href="#">PRT5EH-C0</a>	20.1 (511)	0.500 (12.7)	5.00 (127)	Weather Resistant Nylon 6.6	Black	✓		V-2	1, 11	100	Hand install only



## Panduit 4-Way Adhesive Backed Cable Tie Mounts



- UL 62275 Type 1, 11 per UL file E136577
- Continuous use temperature for rubber adhesive is -20°F (-29°C) to 120°F (49°C)
- Continuous use temperature for acrylic adhesive is -20°F (-29°C) to 180°F (82°C)
- Produced 2-up or 4-up for fast and easy liner removal for speed of installation
- Flammability Rating:
  - Nylon 6.6 V-2, ABS HB

Part Number	L x W In. (mm)	Depth (including adh.) In. (mm)	Compatible Cross-Section Cable Ties	Pkg Qty	Material	Color	Adhesive Base	Suitable Environment	Static Load Capacity lbs (g)
<a href="#">ABM1M-A-M</a>	0.50 x 0.50 (12.7 x 12.7)	.16 (4.0)	M	1000	Nylon 6.6	White	Rubber	Indoor	.13 (59)
<a href="#">ABMM-A-C</a>	0.75 x 0.75 (19.1 x 19.1)	.18 (4.6)	M, I	100	ABS	White	Rubber	Indoor	.30 (136)
<a href="#">ABMM-A-D</a>	0.75 x 0.75 (19.1 x 19.1)	.18 (4.6)	M, I	500	ABS	White	Rubber	Indoor	.30 (136)
<a href="#">ABM2S-A-C</a>	1.00 x 1.00 (25.4 x 25.4)	.21 (5.2)	M, I, S	100	ABS	White	Rubber	Indoor	.50 (227)
<a href="#">ABM2S-A-D</a>	1.00 x 1.00 (25.4 x 25.4)	.21 (5.2)	M, I, S	500	ABS	White	Rubber	Indoor	.50 (227)
<a href="#">ABM2S-AT-D0</a>	1.00 x 1.00 (25.4 x 25.4)	.21 (5.2)	M, I, S	500	Weather Resistant ABS	Black	Acrylic	Outdoor	.50 (227)
<a href="#">ABM100-A-C</a>	1.00 x 1.00 (25.4 x 25.4)	.24 (6.1)	M, I, S	100	Nylon 6.6	White	Rubber	Indoor	.50 (227)
<a href="#">ABM112-A-C</a>	1.12 x 1.12 (28.6 x 28.6)	.20 (5.1)	M, I, S	100	Nylon 6.6	White	Rubber	Indoor	.63 (286)

## Panduit Adhesive Backed Cord Clips

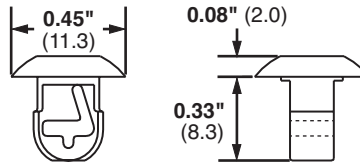


- UL 1565 per UL file E136577
- Continuous use temperature for rubber adhesive is -20°F (-29°C) to 120°F (49°C)
- Cables are easily snapped into or out of the clips

Part Number	L x W In. (mm)	Depth (including adh.) In. (mm)	Maximum Cable Diameter In. (mm)	Pkg Qty	Material	Color	Adhesive Base	Suitable Environment	Static Load Capacity lbs (g)
<a href="#">ACC38-A-M</a>	1.00 x 1.00 (25.4 x 25.4)	.40 (10.2)	.38 (9.6)	1000	Nylon 6.6	White	Rubber	Indoor	.50 (227)
<a href="#">ACC62-A-D</a>	1.12 x 1.24 (28.5 x 31.4)	.65 (16.5)	.62 (15.7)	500	Nylon 6.6	White	Rubber	Indoor	.69 (315)

**Panduit Push Button Mount**

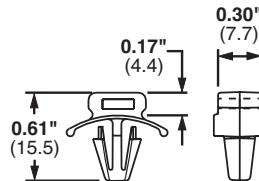
- UL 62275 Tpe 2,21 per UL file
- Requires no adhesive or additional mounting hardware
- Designed for use where both sides of the panel are accessible



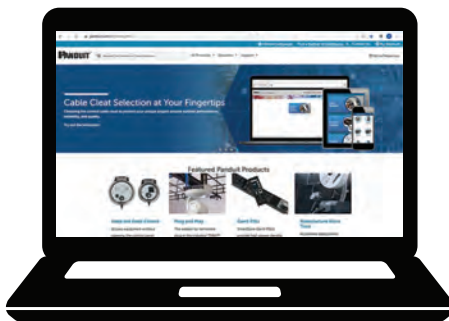
Part Number	Compatible Cross-Section Cable Ties	Pkg Qty	Max Panel Thickness In. (mm)	Panel Hole Diameter In. (mm)	Material	Color	Suitable Environment
<a href="#">PBMS-H25-M</a>	M, I, S	1000	.12 (3.2)	.25 (6.4)	Nylon 6.6	Natural	Indoor

** Panduit Push Barb Cable Tie Mount**

- UL 62275 Type 1, 11 per UL file E136577
- Wing provides added stability
- Requires no adhesive or additional mounting hardware
- Can be use where only one side of the panel is accessible




Part Number	Compatible Cross-Section Cable Ties	Package Qty	Max Panel Thickness In. (mm)	Panel Hole Diameter In. (mm)	Material	Color	Suitable Environment
<a href="#">PWMS-H25-M</a>	M, I, S	1000	.11 (2.7)	.25 (6.5)	Nylon 6.6	Natural	Indoor



**Like what you see...  
and want more?**

Visit [www.panduit.com](http://www.panduit.com) for the full offering of Panduit products

## Panduit Super-Grip™ Adhesive Backed Cable Tie Mounts

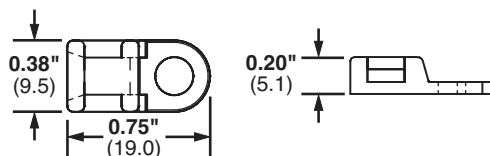


- For use with Super-Grip™ Cable Ties
- Low profile design keeps bundle close to mounting surface
- Small overall size allows use where space is limited
- Continuous use temperature for high bond acrylic adhesive is -31°F (-35°C) to 200°F (93°C)
- Produced 2-up for fast and easy liner removal for speed of installation

Part Number	L x W In. (mm)	Depth (including adh.) In. (mm)	Compatible Cross- Section Cable Ties	Pkg Qty	Material	Color	Adhesive Base	Suitable Environment	Static Load Capacity lbs (g)
<a href="#">SGABM20-AV-C300</a>	0.75 x 0.75 (19.1 x 19.1)	.20 (4.9)	M, I, SG100M, SG150I	100	Heat Stabilized Weather Resistant Nylon 6.6	Black	High Bond Acrylic	Outdoor	.56 (254)
<a href="#">SGABM25-AV-C300</a>	1.00 x 1.00 (25.4 x 25.4)	.24 (6.1)	M, I, S, SG100M, SG150I, SG200S, SG250S, SG300S, SG370S	100	Heat Stabilized Weather Resistant Nylon 6.6	Black	High Bond Acrylic	Outdoor	1.0 (453)
<a href="#">SGABM30-AV-C300</a>	1.12 x 1.12 (28.6 x 28.6)	.30 (7.5)	M, I, S, SG100M, SG150I, SG200S, SG250S, SG300S, SG370S	100	Heat Stabilized Weather Resistant Nylon 6.6	Black	High Bond Acrylic	Outdoor	1.2 (567)

## Panduit 4-Way Tie Anchor Mounts – Screw Applied

- UL 62275 Type 2, 21 per UL file E136577
- 4-way cable tie entry makes part orientation fast and easy
- Small overall size allows use where space is limited

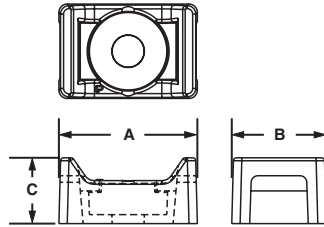


Part Number	Compatible Cross-Section Cable Ties	Package Qty	Material	Color	Screw Size	Suitable Environment
<a href="#">TA1S8-M</a>	M, I, S	1000	Nylon 6.6	Natural	#8 (M4)	Indoor



**Panduit Cable Tie Mounts – Screw Applied**

- UL 62275 Type 2, 21 per UL file E136577
- Unique cradle design provides maximum stability for the cable bundles
- Low profile design keeps bundle close to mounting surface

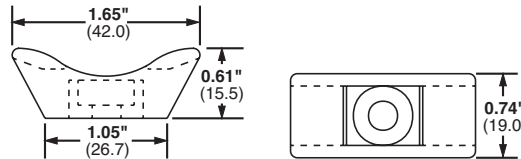


Part Number	Compatible Cross-Section Cable Ties	Pkg Qty	Length (A) In. (mm)	Width (B) In. (mm)	Height (C) In. (mm)	Material	Color	Screw Size	Suitable Environment
<a href="#">TM2S8-C</a>	M, I, S	100	.63 (16.0)	.43 (10.8)	.28 (7.0)	Nylon 6.6	Natural	#8 (M4)	Indoor
<a href="#">TM3S10-C</a>	M, I, S, LH	100	.86 (21.9)	.61 (15.5)	.37 (9.4)	Nylon 6.6	Natural	#10 (M5)	Indoor
<a href="#">TM3S10-M</a>	M, I, S, LH	1000	.86 (21.9)	.61 (15.5)	.37 (9.4)	Nylon 6.6	Natural	#10 (M5)	Indoor



**Panduit Extra-Heavy Cable Tie Mounts – Screw Applied**

- UL 62275 Type 2, 21 per UL file E136577
- Unique cradle design provides maximum stability for the cable bundles
- Route and support large diameter and heavy cable bundles
- Can also be used with Tak-Ty™ Hook & Loop ties



Part Number	Compatible Cross-Section Cable Ties	Package Qty	Material	Color	Screw Size	Suitable Environment
<a href="#">TMEH-S10-C0</a>	M, I, S, HS, LH, H, EH	100	Weather Resistant Nylon 6.6	Black	#10 (M5)	Outdoor
<a href="#">TMEH-S25-C0</a>	M, I, S, HS, LH, H, EH	100	Weather Resistant Nylon 6.6	Black	1/4 (M6)	Outdoor



## Panduit Manual Cable Tie Installation Tools

Panduit provides the most preferred hand-operated tools in the industry. They promote worker safety, help reduce downtime, improve productivity and provide the lowest total installed cost. Our offering of versatile tools can be used for production, maintenance, or construction applications. For more information on the full Panduit Cable Tie Installation Tools line, visit: [www.panduit.com](http://www.panduit.com).

- Tool controlled tension provides flush cut-off and speeds
- Lightweight and balanced ergonomic design 120°F (49°C)
- Excellent tools for low to medium volume applications
- Easy to change tension adjustment and easy to operate
- QPL per Mil. Std. SAE AS81306 and Mil. Spec. SAE AS90387



Part number	Installs Cable Tie Cross Sections	Weight Oz. (g)	Body Construction	Color	Mil Spec Number	Std. Pkg. Qty.
<a href="#">GTS-E</a>	SM, M, I, S	10.4 (294)	Impact resistant plastic resin	Body: Dark Gray Handle/Gripper: Black Tension Knob: Black	MS90387-1	1
<a href="#">GS2B-E</a>	SM, M, I, S	13.6 (385)	Metal	Body: Light Gray Handle/Gripper: Black Tension Knob: Black	MS90387-1	
<a href="#">GTH-E</a>	S, HS, LH, H	11.9 (337)	Impact resistant plastic resin	Body: Dark Gray Handle/Gripper: Red Tension Knob: Red	MS90387-2	
<a href="#">GS4H-E</a>	S, HS, LH, H	15.3 (435)	Metal	Body: Light Gray Handle/Gripper: Red Tension Knob: Red	MS90387-2	

Cable tie cross section sizes: SM = Subminiature, M = Miniature, I = Intermediate, S = Standard LH = Light-Heavy, H = Heavy

## Panduit Automatic Cable Tie Installation Systems

The complete line of Panduit automatic cable tie installation systems offers a superior solution for high volume harness, assembly, fastening and packaging applications. These ergonomic systems increase productivity, provide consistent performance, and reduce activities that lead to repetitive motion injuries. For more information on the full Panduit Cable Tie Installation Systems line, visit: [www.panduit.com](http://www.panduit.com).

### Tool Heads

- Durable, one-piece cable tie tip collector
- Includes tension adjustment
- Right or left hand operation
- Built-in safety interlock prevents false triggering if anything obstructs jaw path



Part Number	Max Bundle Dia.		Dispenser	Transfer Hose	Used with Cable Ties	Std. Pkg. Qty.
	In.	mm				
<a href="#">PAT1M4.0</a>	0.82	21	<a href="#">PDM4.0</a>	<a href="#">PHM1</a> , <a href="#">PHM2</a> , <a href="#">PHM3</a> , <a href="#">PHM4</a>	<a href="#">PLT1M-XMR</a>	1
<a href="#">PAT1.5M4.0</a>	1.31	33	<a href="#">PDM4.0</a>		<a href="#">PLT1.5M-XMR</a>	

(continued on next page)

**Panduit Automatic Cable Tie Installation Systems (continued)**

**Dispensers**

- Microprocessor based controller monitors system performance through a touch screen display. Provides production data and reporting, including error detection and cycle count for improved reliability
- Online HELP menu through LCD display in seven languages (English, Spanish, German, Italian, French, Czech, Japanese), is user-friendly for quick and simple training.




Part Number	Used with Tool Head	Description	Std. Pkg. Qty.
<a href="#">PDM4.0</a>	<a href="#">PAT1M4.0</a> , <a href="#">PAT1.5M4.0</a> , <a href="#">PAT1M4.0-BT</a> , <a href="#">PAT1.5M4.0-BT</a>	Stationary dispenser with electronic display. Online help menu. System operates on 65 psig (minimum) non-lubricated filtered air and 100 - 24 FAC/TP or 60 MHz.	1

**PLT-XMR Reel-Fed Cable Ties**

Panduit provides the most preferred hand-operated tools in the industry. They promote worker safety, help reduce downtime, improve productivity and provide the lowest total installed cost. Our offering of versatile tools can be used for production, maintenance, or construction applications. For more information on the full Panduit Cable Tie Installation Systems line, visit: [www.panduit.com](http://www.panduit.com).

- Continuous feeding allows for high productivity and reduced downtime



Part number	Material	Color	For Use With PAT4.0 Tool Head	Max. Bundle Dia. In. (mm)	Length in. (mm)	Width in. (mm)	Min. Loop Tensile Strength Lbs. (N)	AH-2 Plenum Rated	Continuous Use Temperature Rating
<a href="#">PLT1M-XMR</a>	Nylon 6.6	Natural	<a href="#">PAT1M4.0</a>	.82 (21)	4.0 (102)	0.10 (2.5)	18 (80)	Yes	-76° F (-60° C) to 185° F (85° C)
<a href="#">PLT1M-XMR0</a>	Weather Resistant Nylon 6.6	Black	<a href="#">PAT1M4.0</a>	.82 (21)	4.0 (102)	0.10 (2.5)	18 (80)	Yes	-76° F (-60° C) to 185° F (85° C)
<a href="#">PLT1.5M-XMR</a>	Nylon 6.6	Natural	<a href="#">PAT1.5M4.0</a>	1.31 (33)	5.6 (142)	0.10 (2.5)	18 (80)	Yes	-76° F (-60° C) to 185° F (85° C)
<a href="#">PLT1.5M-XMR0</a>	Weather Resistant Nylon 6.6	Black	<a href="#">PAT1.5M4.0</a>	1.31 (33)	5.6 (142)	0.10 (2.5)	18 (80)	Yes	-76° F (-60° C) to 185° F (85° C)
<a href="#">PLT1.5M-XMR30</a>	Heat Stabilized Nylon 6.6	Black	<a href="#">PAT1.5M4.0</a>	1.31 (33)	5.6 (142)	0.10 (2.5)	18 (80)	No	-76° F (-60° C) to 239° F (115° C)

## MP300 Mobile Printer

- 360 dpi print resolution
- Automatic cutter with full or half cut – saves times and effort for everyday labeling
- Fast 1.4"/sec print speed – maximize your productivity and lower your installation costs
- Up to 1.5" wide label media
- Prints die-cut and continuous labels - choose from a wide variety of labeling materials
- USB connectivity
- Prints from Easy-Mark Plus™ Software
- Includes magnetic attachment accessory
- Includes rechargeable Li-ion battery pack



Part Number	Description
<a href="#">MP300</a>	Includes MP300 printer, one (1) cassette of S100X150VAM self-laminating labels, rechargeable Li-ion Battery Pack, hard carrying case, AC power adapter, USB cable, magnetic attachments and quick reference card.

## Self Laminating Label Cassettes

- Fast-loading Label Cassette includes both label material and ribbon to make changing labels easy
- Self-laminating adhesive labels for wire/cable identification includes a white print-on areas and clear over laminate



Self-Laminating Vinyl (VA)



-40°F to 150°F (-40°C to 66°C)

Part Number	Part Description	Quantity of Labels Per Cassette	Printer Compatibility		Print-On Area Color	Width		Length		Print-On Area Height		Min. Cable O.D.		Max. Cable O.D.		Wire/Cable Size Range	Std. Pkg. Qty.
			MP100	MP300		In.	mm	In.	mm	In.	mm	In.	mm	In.	mm		
<a href="#">S100X150VAM</a>	MP Cassette, Self-Laminating Label, Vinyl, 1.00" W x 1.50" H, .50" Print On Area, Clear/White.	175	N	Y	Black on White	1.00	25.4	1.50	38.1	0.50	12.7	0.16	4.0	0.32	8.1	Cat. 5e/ Cat. 6	1

## Continuous Tape Cassettes

- Fast-loading Label Cassette includes both label material and ribbon to make changing labels easy
- Print custom pipe markers, voltage markers, signs, bin markers, and network identification labels on demand
- For flat label applications only



Part Number	Part Description	Printer Compatibility		Ribbon & Material Color	Width		Length		Std. Pkg. Qty.
		MP100	MP300		In.	mm	FT.	m	
<a href="#">T100X000VPM-BK</a>	MP Cassette, Continuous Tape, Vinyl, 1.00" W x 23' L, Black on White.	Y	Y	Black on White	0.945	24.0	23	7.0	1
<a href="#">T100X000VXM-BK</a>	MP Cassette, Continuous Tape, Vinyl, 1.00" W x 23' L, Black on Yellow.	Y	Y	Black on Yellow	0.945	24.0	23	7.0	1

**TDP43ME Thermal Transfer Desktop Printer**

- Compact, lightweight design enables use in office or remote locations
- 300 dpi thermal transfer printer creates crisp, clear legends with superior legibility
- Up to 4.00 inches per second print speed for fast label production
- Use to print a wide variety of self-laminating labels, component labels, non-laminated labels, heat shrink labels, marker plates and continuous tapes up to 4" wide
- Panduit® Easy-Mark Plus™ Labeling Software and hybrid ribbon included with printer
- UL 60950 listed, File # E165747



Part Number	Part Description	Std. Pkg. Qty.
<a href="#">TDP43ME</a>	300 dpi printer; includes printer, Panduit® Easy-Mark Plus™ Labeling Software, RMEH4BL black hybrid ribbon, AC power adapter with US power cord, USB cable, user manual, quick start card, TB-KIT, and driver disk; for use in North America.	1
<a href="#">TDP43ME-KIT</a>	TDP43ME printer kit. Includes: printer, Panduit® Easy-Mark Plus™ Labeling Software, RMEH4BL black hybrid ribbon, AC power adapter with US power cord, USB cable, user manual, quick start card, TDP43ME-RS Roll Stand, TDP43ME-CASE, one roll of S100X150VATY labels, TB-KIT, and driver disk; for use in North America.	

Accessories available.

**Ribbon for Use with the TDP43ME Thermal Transfer Desktop Printer**

- **Hybrid** – Recommended for use with self-laminating, heat shrink, component and non-laminated labels



Part Number	Part Description	Width		Length		Std. Pkg. Qty.
		In.	mm	Ft.	m	
<a href="#">RMEH4BL*</a>	Black hybrid thermal transfer ribbon. Use with heat shrink, self-laminating, Turn-Tell®, tan polyimide labels, and vinyl cloth labels.	4.25	108.0	300.0	91.4	1

Order number of ribbons required in multiples of Standard Package Quantity.

\*For 2.5" wide ribbons, replace 4 in part number with 2. For example, the part number of a 2.5" wide black hybrid thermal transfer ribbon is RMEH2BL.



**Like what you see...  
and want more?**

Visit [www.panduit.com](http://www.panduit.com) for the full offering of Panduit products

## Thermal Transfer Self-Laminating Labels

- Includes a colored print-on area and clear over-laminate to protect the legend for clear and durable identification
- Sized specifically for wire and cable applications
- Thin and conformable; preferred material for most general wire/cable labeling
- Use thermal transfer hybrid ribbon
- Temperature range: -40°F to 150°F (-40°C to 66°C)



Part Number	Print-On Area Color	Width		Length		Print-On Area Height		Min. Cable O.D.		Max. Cable O.D.		Wire Range	Labels Per Row	Std. Pkg. Qty.
		In.	mm	In.	mm	In.	mm	In.	mm	In.	mm			
<a href="#">S100X150VA1Y</a>	White	1.00	25.4	1.50	38.1	0.50	12.7	0.16	4.1	0.32	8.1	Cat. 5e UTP/ Cat. 6 UTP/ Cat. 6A UTP/ Cat. 5e FTP/ 10 – 6 AWG	4	2500
<a href="#">S100X150VATY*</a>		1.00	25.4	1.50	38.1	0.50	12.7	0.16	4.1	0.32	8.1			5000
<a href="#">S100X225VA1Y</a>		1.00	25.4	2.25	57.2	0.75	19.1	0.24	6.1	0.48	12.1	Cat. 6 FTP/ Cat. 6A UTP/ Cat. 6A FTP/ 8 – 4 AWG		5000
<a href="#">S100X225VATY*</a>		1.00	25.4	2.25	57.2	0.75	19.1	0.24	6.1	0.48	12.1			
<a href="#">S100X400VATY*</a>		1.00	25.4	4.00	101.6	1.00	25.4	0.32	8.1	0.95	24.3	2 – 1 AWG		2500

Order number of labels required in multiples of Standard Package Quantity.

\*Labels are roll mounted on 3.00" cores; when using the TDP43ME printer and 3.00" cores, the roll stand (TDP43ME-RS) is required.

## Thermal Transfer Turn-Tell® Label PATENTED

- Innovative label design allows labels to rotate for visibility from any angle, and for repositioning on the wire/cable to align legends and improve aesthetics
- Labels can be easily installed on existing terminated wires and assemblies without disconnecting the wires/cables
- Use thermal transfer hybrid ribbon
- Temperature range: -40°F to 150°F (-40°C to 65.6°C)



Part Number	Print-On Area Color	Width		Length		Print-On Area Height		Min. Cable O.D.		Max. Cable O.D.		Wire Range	Labels Per Row	Labels Per Pkg.
		In.	mm	In.	mm	In.	mm	In.	mm	In.	mm			
<a href="#">R100X150V1T</a>	White	1.00	25.4	1.50	38.1	0.50	12.7	0.22	5.6	0.28	7.1	Cat. 5e UTP/Cat. 6 UTP/ Cat. 6A UTP	4	2500

Labels are roll mounted on 3.00" cores; when using the TDP43ME printer and 3.00" cores, the roll stand (TDP43ME-RS) is required.



### Thermal Transfer Military Grade Single-Sided Heat Shrink Labels

- Permanent, one-piece, heat shrink sleeve designed to provide clear, durable identification of wires and cables
- Meet UL Standard 224 with a VW-1 rating for flammability and AMS-DTL-23053/5C (Class 1 and Class 3)
- Meet SAE-AS81531, MIL-STD-883F Method 2015.13, Solutions A, B, and D, and MIL-STD-202G Method 215K, Solutions A, C, and D when printed with resin and hybrid thermal transfer ribbons
- Shrink ratio 3:1
- Tested for use as an identification marker in (Class 1E) harsh environments
- Use thermal transfer hybrid ribbon or white resin ribbon
- Temperature range: -67°F to 275°F (-55°C to 135°C)
- UL224 recognized, File # E205133; CSA certified, C22.2 No. 198.1.06, File # 256205



Part Number	Part Number	Diameter		Width		Height		Min. Cable O.D.		Max Cable O.D.		Wire Range	Labels Per Row	Labels Per Roll	Std. Pkg. Qty. (Roll)
		In.	mm	In.	mm	In.	mm	In.	mm	In.	mm				
<a href="#">H100X025H1T*</a>	<a href="#">H100X025H2T</a>	0.13	3.1	1.00	25.4	0.25	6.4	0.04	1.0	0.13	3.3	22 – 18 AWG	2	1000	1
<a href="#">H200X025H1T*</a>	<a href="#">H200X025H2T</a>	0.13	3.1	2.00	50.8	0.25	6.4	0.04	1.0	0.13	3.3	22 – 18 AWG	1	500	1
<a href="#">H100X034H1T*</a>	<a href="#">H100X034H2T</a>	0.19	4.7	1.00	25.4	0.34	8.6	0.06	1.5	0.19	4.8	18 – 12 AWG	2	1000	1
<a href="#">H200X034H1T*</a>	<a href="#">H200X034H2T</a>	0.19	4.7	2.00	50.8	0.34	8.6	0.06	1.5	0.19	4.8	18 – 12 AWG	1	500	1
<a href="#">H100X044H1T*</a>	<a href="#">H100X044H2T</a>	0.25	6.3	1.00	25.4	0.44	11.2	0.08	2.0	0.25	6.4	16 – 10 AWG	2	1000	1
<a href="#">H200X044H1T*</a>	<a href="#">H200X044H2T</a>	0.25	6.3	2.00	50.8	0.44	11.2	0.08	2.0	0.25	6.4	16 – 10 AWG	1	500	1
<a href="#">H200X064H1T*</a>	<a href="#">H200X064H2T</a>	0.38	9.7	2.00	50.8	0.64	16.3	0.13	3.3	0.38	9.7	12 – 6 AWG	1	500	1

Order number of labels required in multiples of Standard Package Quantity.  
 \*Available in Bulk packages (5 times Labels Per Roll), add -B to end of part number

### Laser/Ink Jet Self-Laminating Labels

- Labels can be printed in both laser and ink jet printers
- Self-laminating adhesive labels include a colored print-on area and clear overlaminat
- Provide durability; high-temperature resistance, and dimensional stability; do not stretch or easily tear; preferred method for wire/cable labeling
- Meets ASTM E-595 for air space handling (white only)
- Temperature range: -65°F to 225°F (-54°C to 107°C)



Part Number	Print-On Area Color	Width		Length		Print-On Area Height		Min. Cable O.D.		Max. Cable O.D.		Wire/Cable Size Range	Labels Per Row	Labels Per Sheet	Labels Per Pkg.
		In.	mm	In.	mm	In.	mm	In.	mm	In.	mm				
<a href="#">S100X150YAJ</a>	White	1.00	25.4	1.50	38.1	0.50	12.7	0.16	4.1	0.32	8.1	Cat. 5e UTP/Cat. 6 UTP/ Cat. 6A UTP /Cat. 5e FTP/10 – 6 AWG	7	42	2500
<a href="#">S100X225YAJ</a>		1.00	25.4	2.25	57.2	0.75	19.1	0.24	6.1	0.48	12.4	Cat. 6 FTP/Cat. 6A UTP/ Cat. 6A FTP/8 - 4 AWG	8	32	1000

Order number of labels required in multiples of Standard Package Quantity.

## Stainless Steel

Stainless Steel Marker Plates provide permanent identification for pipes, conduits, valves, and cables in harsh environments. Raised slot, easy feed design - for use with Panduit® Pan-Steel® Stainless Steel Cable Ties for fast installation at the lowest installed cost.

- Provides permanent identification of pipes, conduit, valves, cables and equipment in harsh environments
- Designed for use with Panduit® Pan-Steel® Stainless Steel Cable Ties for fast installation at lowest installed cost
- Marker plates/tags can be embossed or laser etched with [Panduit Factory Custom Marking Service](#)
- Designated plates feature easy feed design with a raised slot to simplify cable tie installation and improve productivity
- Temperature range: Stainless Steel Marker Plates, Tags, and Cable Ties: -112°F to 1000°F (-80°C to 538°C)



Part Number	Style	Material	Length/ Diameter		Width/ Diameter		Thickness		Used with Pan-Steel Cable Ties**	For Use With			Std. Pkg. Qty.^	Std. Ctn. Qty.
			In.	mm	In.	mm	In.	mm		MIM	PES197	PES400		
<a href="#">MMP350-M316</a>	G	316 Stainless Steel	3.50	89.0	0.75	19.0	0.010	0.25	MLT-S	✓	✓	✓	1000	4000

^Order number of pieces required, in multiples of Standard Package Quantity.

## Universal Circuit Breaker Lockout Device

- Quickly locks out circuit breakers (such as 120/277V breakers); ideal for industrial and harsh applications
- PSL-CBNT can be installed by hand, with no tool required



Part Number	Description	Std. Pkg. Qty.
<a href="#">PSL-CBNT</a>	"No Tool" Universal circuit breaker lockout	1

## Lockout Hasp

**These devices provide the ideal solution when procedures require multiple workers on locked-out equipment.**

Workers can be assigned a padlock (sold separately) with shackle diameter up to 9/32" to attach to the hasp before starting their task. Ensure the energy source stays locked out — with multiple workers' padlocks in the holes of the closed hasp. Once each worker completes their task, they remove their padlock. The hasp cannot be removed until the last padlock is removed.

- Energy sources can be locked out quickly and easily by more than one worker for group lockout applications
- Heavy duty hasps with tamper-resistant designs to deter vandalism



Part No.	Part Description	Max. No. Locks	Std. Pkg. Qty.	Std. Ctn. Qty.
<a href="#">PSL-MLD</a>	Multiple lockout device; includes lockout hasp and 6.0' (1.8m) vinyl coated galvanized steel cable with loop	6	1	20

### Non-Conductive Safety Padlock

Aluminum body and shackle with non-conductive vinyl cover delivers protection against electrical hazards for maximum safety, specifically in lockout/tagout applications. Padlock is available with the standard 1.77" body or 3.00" long body design that allows safety message to be displayed on the padlocks in two languages.

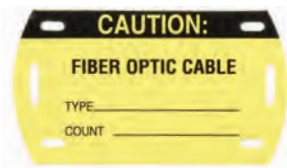


Body Height 1.77" (45.2mm)

Part Number	Color	Std.Pkg.Qty.
<a href="#">PSL-8</a>	Red	1

### Self-Laminating Fiber Optic Cable Marker Tag

- Rigid vinyl, self-laminating material
- Indoor/outdoor rated; high quality, rugged material resistant to abrasion; legend is protected by overlamine; use where adhesives will not work
- Temperature range: 0°F to 176°F (-18°C to 80°C)



Part No.	Legend	Color (Legend/Background)	Width		Height		Tags Per Pkg.	Std. Pkg. Qty.	Std. Ctn. Qty.
			In.	mm	In.	mm			
<a href="#">PST-FO</a>	CAUTION FIBER OPTIC CABLE TYPE_____COUNT_____	Black/ Yellow	3.50	89.0	2.00	51.0	5	1	40

Order number of packages required in multiples of Std. Pkg. Qty.



## Like what you see... and want more?

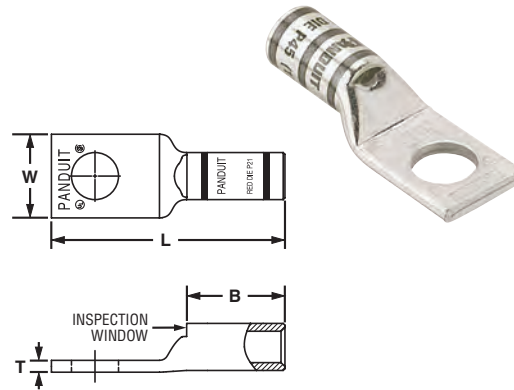
Visit [www.panduit.com](http://www.panduit.com) for the full offering of Panduit products



## Panduit Copper Compression Lugs: Type LCA

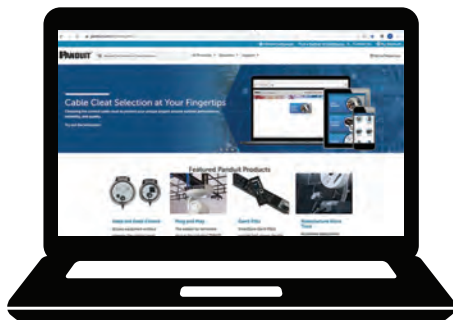
### For Use with Stranded Copper Conductors

- The Copper Compression Connector Lugs, one-hole, standard barrel, has color-coded barrels marked with Panduit and specified competitor die index numbers for proper crimp die selection
- An inspection window aids to visually assure full conductor insertion, and the tin-plated material helps to inhibit corrosion
- UL Listed and CSA certified to 35kV and temperature rated to 90°C when crimped with Panduit and specified competitor crimping tools and dies
- Tested by Telcordia – meets NEBS Level 3
- American Bureau of Shipping Approved



Part Number	Copper Conductor Size	Stud Hole Size (In.)	Figure Dimensions (In.)				Panduit Color Code	Panduit Die Index No.†	Burndy Die Index No.‡	T&B Die Index No.‡	Wire Strip Length (In.)	Std. Pkg. Qty.
			W	B	T	L						
<a href="#">LCA8-14-L</a>	#8 AWG	1/4	0.48	0.56	0.07	1.34	Red	P21	49	21	5/8	50
<a href="#">LCA8-38-L</a>		3/8	0.60	0.56	0.05	1.56	Red	P21	49	21	5/8	
<a href="#">LCA6-14-L</a>	#6 AWG	1/4	0.48	0.81	0.08	1.61	Blue	P24	7	24	7/8	50
<a href="#">LCA6-38-L</a>		3/8	0.62	0.81	0.06	1.83	Blue	P24	7	24	7/8	
<a href="#">LCA4-14-L</a>	#4 – #3 AWG STR, #2 AWG SOL	1/4	0.55	0.81	0.09	1.63	Gray	P29	8	29	7/8	50
<a href="#">LCA4-56-L</a>		5/16	0.55	0.81	0.09	1.75	Gray	P29	8	29	7/8	
<a href="#">LCA4-38-L</a>		3/8	0.62	0.81	0.07	1.85	Gray	P29	8	29	7/8	
<a href="#">LCA2-14-Q</a>	#2 AWG	1/4	0.60	0.88	0.10	1.77	Brown	P33	10	33	15/16	25
<a href="#">LCA2-38-Q</a>		3/8	0.66	0.88	0.10	1.97	Brown	P33	10	33	15/16	
<a href="#">LCA1-38-E</a>	#1 AWG	3/8	0.70	0.88	0.11	1.99	Green	P37	11	37	15/16	20
<a href="#">LCA1/0-38-X</a>	1/0 AWG	3/8	0.76	0.94	0.12	2.08	Pink	P42	12	42	1	10
<a href="#">LCA2/0-38-X</a>	2/0 AWG	3/8	0.85	0.98	0.13	2.15	Black	P45	13	45	1 1/16	10
<a href="#">LCA3/0-38-X</a>	3/0 AWG	3/8	0.96	1.14	0.13	2.34	Orange	P50	14	50	1 3/16	10
<a href="#">LCA4/0-38-X</a>	4/0 AWG	3/8	1.06	1.19	0.14	2.45	Purple	P54	15	54	1 1/4	10
<a href="#">LCA4/0-12-X</a>		1/2	1.06	1.19	0.14	2.68						
<a href="#">LCA250-38-X</a>	250 kcmil	3/8	1.17	1.25	0.14	2.55	Yellow	P62	16	62	1 5/16	10

†Visit [www.panduit.com](http://www.panduit.com) for tool and die information.



## Like what you see... and want more?

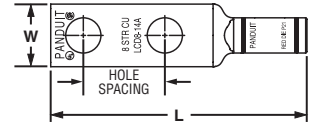
Visit [www.panduit.com](http://www.panduit.com) for the full offering of Panduit products



## Panduit Copper Compression Lugs: Type LCD

### For Use with Stranded Copper Conductors

- The Copper Compression Connector Lugs, two-hole, standard barrel, has color-coded barrels marked with Panduit and specified competitor die index numbers for proper crimp die selection
- The long barrel maximizes the number of crimps and provides premium wire pull-out strength and performance
- An inspection window aids to visually assure full conductor insertion, and the tin-plated material helps to inhibit corrosion
- UL Listed and CSA certified to 35kV and temperature rated to 90°C when crimped with Panduit and specified competitor crimping tools and dies
- Tested by Telcordia – meets NEBS Level 3
- American Bureau of Shipping approved
- Available with NEMA hole sizes and spacing



Part Number	Copper Conductor Size	Stud Hole Size (In.)	Stud Hole Spacing (In.)	Figure Dimensions (In.)				Panduit Color Code	Panduit Die Index No.‡	Burndy Die Index No.‡	T&B Die Index No.‡	Wire Strip Length (In.)	Std. Pkg. Qty.
				W	B	T	L						
<a href="#">LCD10-14A-L*</a>	#14 – #10 AWG STR, #12 – #10 AWG SOL	1/4	0.63	0.42	0.38	0.05	1.78	—	—	—	—	7/16	50
<a href="#">LCD8-10A-L</a>	#8 AWG	#10	0.63	0.41	0.56	0.08	1.88	Red	P21	49	21	5/8	50
<a href="#">LCD8-14A-L</a>		1/4	0.63	0.48	0.56	0.07	1.97						
<a href="#">LCD6-14A-L</a>	#6 AWG	1/4	0.63	0.48	0.81	0.08	2.24	Blue	P24	7	24	7/8	50
<a href="#">LCD4-14A-L</a>	#4 – #3 AWG STR, #2 AWG SOL	1/4	0.63	0.55	0.81	0.09	2.26	Gray	P29	8	29	7/8	50
<a href="#">LCD2-14A-Q</a>	#2 AWG	1/4	0.63	0.60	0.88	0.10	2.40	Brown	P33	10	33	15/16	25

‡Visit [www.panduit.com](http://www.panduit.com) for tool and die information.

\*Not tested to NEBS Level 3 requirements.

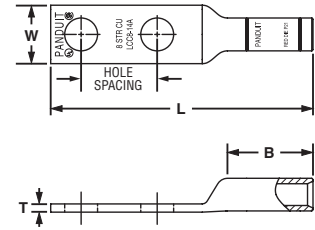




## Panduit Copper Compression Lugs: Type LCC

### For Use with Stranded Copper Conductors

- The Copper Compression Connector Lugs, two-hole, long barrel, has color-coded barrels marked with Panduit and specified competitor die index numbers for proper crimp die selection
- The long barrel maximizes the number of crimps and provides premium wire pull-out strength and performance
- The enclosed barrel prevents corrosive material from entering the barrel when used in harsh environments
- Tin-plated to inhibit corrosion
- UL Listed and CSA certified to 35kV and temperature rated to 90°C when crimped with Panduit and specified competitor crimping tools and dies
- Tested by Telcordia – meets NEBS Level 3
- American Bureau of Shipping approved



Part Number	Copper Conductor Size	Stud Hole Size (In.)	Stud Hole Spacing (In.)	Figure Dimensions (In.)				Panduit Color Code	Panduit Die Index No.‡	Burndy Die Index No.‡	T&B Die Index No.‡	Wire Strip Length (In.)	Std. Pkg. Qty.
				W	B	T	L						
<a href="#">LCC6-38D-L</a>	#6 AWG	3/8	1.00	0.62	1.07	0.06	3.15	Blue	P24	7	24	1 1/8	50
◆ <a href="#">LCC500-12-6</a>	500 kcmil	1/2	1.75	1.54	2.50	0.22	6.36	Brown	P87	20	87	2 9/16	6
◆ <a href="#">LCC750-12-6</a>	750 kcmil	1/2	1.75	1.89	2.87	0.26	7.04	Black	P106	24	106	2 15/16	6

‡Visit [www.panduit.com](http://www.panduit.com) for tool and die information.  
 ◆NEMA hole sizes and spacing.



## Panduit Copper Compression Lugs: Type LCC-W

### For Use with Stranded Copper Conductors

- The Copper Compression Connector Lugs, two-hole, long barrel, has color-coded barrels marked with Panduit and specified competitor die index numbers for proper crimp die selection
- The long barrel maximizes the number of crimps and provides premium wire pull-out strength and performance
- An inspection window aids to visually assure full conductor insertion, and the tin-plated material helps to inhibit corrosion
- UL Listed and CSA certified to 35kV and temperature rated to 90°C when crimped with Panduit and specified competitor crimping tools and dies
- Tested by Telcordia – meets NEBS Level 3

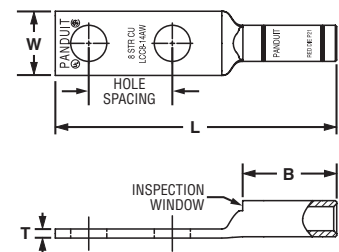


Figure 1

Part Number	Figure No.	Copper Conductor Size	Stud Hole Size (In.)	Stud Hole Spacing (In.)	Figure Dimensions (In.)				Panduit Color Code	Panduit Die Index No.‡	Burndy Die Index No.‡	T&B Die Index No.‡	Wire Strip Length (In.)	Std. Pkg. Qty.
					W	B	T	L						
<a href="#">LCC10-14AW-L*</a>	1	#14 – 10 AWG STR, #12 – 10 AWG SOL	1/4	0.63	0.42	0.53	0.05	1.93	—	—	—	—	9/16	50
<a href="#">LCC6-14AW-L</a>	1	#6 AWG	1/4	0.63	0.48	1.07	0.08	2.49	Blue	P24	7	24	1 1/8	50

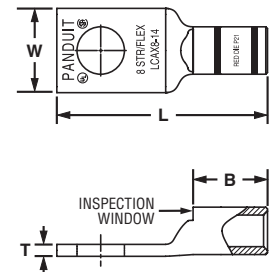
‡Visit [www.panduit.com](http://www.panduit.com) for tool and die information.  
 \*Not tested to NEBS level 3 requirements.



## Panduit Copper Compression Lugs: Type LCAX

**For Use with Flexible, Extra-Flexible, and Code Stranded Copper Conductors**

- The Copper Compression Connector Lugs, one-hole, standard barrels, has color-coded barrels marked with Panduit and specified competitor die index numbers for proper crimp die selection
- The generously beveled wire entry prevents bent back strands when inserting the conductor into the barrel
- An inspection window to visually assure full conductor insertion
- Tin-plated to inhibit corrosion
- UL Listed and CSA certified to 35kV and temperature rated to 90°C when crimped with Panduit and specified competitor crimping tools and dies
- American Bureau of Shipping approved



Part Number	Flex Conductor Size		Code Conductor Size	Stud Hole Size (In.)	Figure Dimensions (In.)				Panduit Color Code	Panduit Die Index No.‡	Burndy Die Index No.‡	T&B Die Index No.‡	Wire Strip Length (In.)	Std. Pkg. Qty.
	Class G, H, I, K, M	Diesel Locomotive			W	B	T	L						
<a href="#">LCAX1/0-38-X</a>	1/0 AWG	1/0 AWG	1/0 AWG	3/8	0.85	0.72	0.13	1.89	Pink	P42	12	42	3/4	10
<a href="#">LCAX2/0-38-X</a>	2/0 AWG	2/0 AWG	2/0 AWG	3/8	0.96	0.83	0.13	2.03	Black	P45	13	45	7/8	10
<a href="#">LCAX3/0-38-X</a>	3/0 AWG	3/0 AWG	3/0 AWG	3/8	1.06	0.91	0.14	2.17	Orange	P50	14	50	1	10
<a href="#">LCAX4/0-38-X</a>	4/0 AWG	4/0 AWG	4/0 AWG	3/8	1.19	1.03	0.16	2.53	Purple	P54	15	54	1 1/16	10
<a href="#">LCAX4/0-12-X</a>				1/2	1.19	1.03	0.16	2.64						

‡Visit [www.panduit.com](http://www.panduit.com) for tool and die information.



## Panduit Copper Compression Lugs: Type LCCX

**For Use with Flexible, Extra-Flexible, and Code Stranded Copper Conductors**

- The Copper Compression Connector Lugs, two-hole, long barrel, has color-coded barrels marked with Panduit and specified competitor die index numbers for proper crimp die selection
- The long barrel maximizes the number of crimps and provides premium wire pull-out strength and performance
- The generously beveled wire entry prevents bent back strands when inserting the conductor into the barrel
- Tin-plated to inhibit corrosion
- UL Listed and CSA certified to 35kV and temperature rated to 90°C when crimped with Panduit and specified competitor crimping tools and dies
- Available with NEMA hole sizes and spacing
- An inspection window to visually assure full conductor insertion

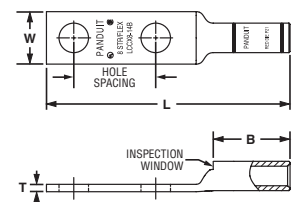


Figure 1

Part Number	Flex Conductor Size		Code Conductor Size	Stud Hole Size (In.)	Stud Hole Spacing (In.)	Figure Dimensions (In.)				Panduit Color Code	Panduit Die Index No.‡	Burndy Die Index No.‡	T&B Die Index No.‡	Wire Strip Length (In.)	Std. Pkg. Qty.
	Class G, H, I, K, M	Diesel Locomotive				W	B	T	L						
<a href="#">LCCX6-14A-L</a>	#6 AWG	#6 AWG	#6 AWG	1/4	0.63	0.48	1.07	0.08	2.49	Blue	P24	7	24	1 1/8	50
◆ <a href="#">LCCX500-12-6</a>	500 kcmil	535.3 kcmil	—	1/2	1.75	1.89	2.88	0.26	6.66	Pink	P99	L99	99H	2 15/16	6

‡Visit [www.panduit.com](http://www.panduit.com) for tool and die information.

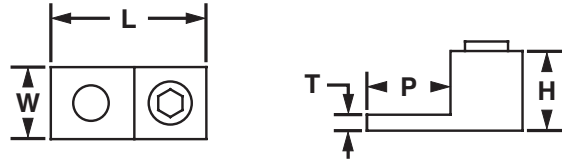
◆NEMA hole sizes and spacing.



## Panduit Aluminum Mechanical Lugs: Type LAMA

### For Use with Stranded Aluminum or Copper Code Conductors

- The Aluminum Mechanical Connector Lugs, one-hole aluminum, single barrel, is made from extruded aluminum alloy to provide premium electrical and mechanical performance for wide wire range-taking capability that helps minimize inventory requirements
- The plated steel or aluminum set screw provides a durable electrical contact between conductor and connector
- UL Listed and CSA Certified for use up to 600V and UL temperature rated 90°C
- Tin-plated to inhibit corrosion



Part Number	Conductor Size Range	Stud Hole Size (In.)	Hex Key Size (In.)	Figure Dimensions (In.)					Std. Pkg. Qty.
				L	W	H	T	P	
<a href="#">LAMA6-14-QY</a>	#14 AWG – #6 AWG	1/4	**	1.06	0.50	0.50	0.09	0.68	25
<a href="#">LAMA2-14-QY</a>	#14 AWG – #2 AWG	1/4	**	1.16	0.50	0.55	0.10	0.69	
<a href="#">LAMA2/0-14-QY</a>	#14 AWG – 2/0 AWG	1/4	3/16	1.47	0.62	0.79	0.19	0.85	

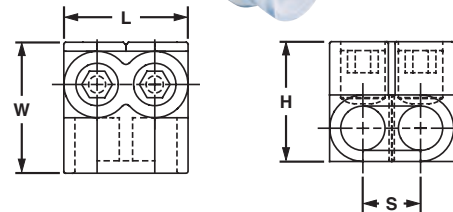
The use of Panduit oxide inhibiting joint compound (CMP-100) is recommended for pad to pad and conductor connections.  
 \*\*Uses slotted head set screw.



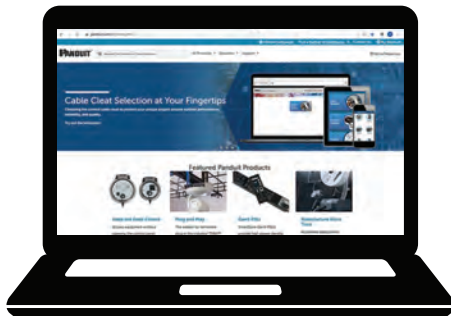
## Panduit Multi-Tap Mechanical Connectors: Type PCSB-S

### For Use with Aluminum or Copper Code Conductors

- The Multi-Tap Mechanical Connectors have a flexible design that can be used as a tap, splice, or dead-end connector
- Made from high strength, extruded aluminum alloy to provide premium electrical and mechanical performance
- Insulated with clear PVC to eliminate the need for taping and allow for visual inspection of the complete conductor insertion
- UL Listed and CSA Certified for use up to 600V and temperature rated to 90°C



Part Number	Conductor Size Range	No. of Ports	Figure Dimensions (In.)				Hex Key Size (In.)	Std. Pkg. Qty.
			L	W	H	S		
<a href="#">PCSB4-2S-12Y</a>	#4 – #14 AWG STR #10 – #14 AWG SOL	2	1.23	1.25	1.25	0.53	1/8	12
<a href="#">PCSB2/0-2S-6</a>	2/0 – #14 AWG STR #10 – #14 AWG SOL	2	1.52	1.31	1.38	0.67	3/16	6



## Like what you see... and want more?

Visit [www.panduit.com](http://www.panduit.com) for the full offering of Panduit products


## Panduit Telecommunications Grounding Busbars

### Type GB

- The Telecommunications Grounding Busbars meets BICSI and ANSI/TIA-607-D (rev. 2019) requirements for network systems grounding applications
- Made of high conductivity copper and tin-plated to inhibit corrosion
- Comes pre-assembled with brackets and insulators attached for a quick installation
- The insulators provide 600V of insulation and use of Panduit self-laminating laser/ink jet labels to identify busbars



TGB



TMGB

Part Number	Bar Size	No. of Mounting Positions		Std. Pkg. Qty.
		1/4" Stud Hole with 5/8" Hole Spacing	3/8" Stud Hole with 1" Hole Spacing	

### Telecommunications Grounding Busbars (TGB)

<a href="#">GB2B0304TPI-1</a>	1/4" x 2" x 10"	4	3	1
<a href="#">GB2B0306TPI-1</a>	1/4" x 2" x 12"	6		

### Telecommunications Main Grounding Busbars (TMGB)

<a href="#">GB4B0612TPI-1</a>	1/4" x 4" x 12"	12	6	1
-------------------------------	-----------------	----	---	---

For additional label sizes, materials, and print technologies and to see the complete line of Panduit identification products, see [www.panduit.com](http://www.panduit.com).

## Panduit Universal Ground Bars

### For Use with Stranded and Solid Copper Conductors

- The Universal Ground Bars securely terminates the main equipment grounding conductor with a compression or mechanical connector in any control panel or enclosure
- Accepts #14 – #4 AWG wire in wire ports and up to a 2/0 AWG main equipment grounding conductor with a compression or mechanical connector
- Several mounting options are available, including bonding stand-offs, isolation stand-offs, and direct mounting to a panel



UGB2/0-414-6



UGB2/0-414-6



UGB2/0-414-6

Part Number	Number of Ports	Wire Port Wire Range AWG	1/4-28 Wire Port Screw Qty.	Figure Dimensions In. (mm)				Mounting Holes to Panel Width
				Length	Width at Top	Width at Base	Height	
<a href="#">UGB2/0-414-6</a>	6	14 AWG-4 AWG	8	4.92 (125.0)	0.62 (15.7)	0.44 (11.1)	.48 (12.2)	2.37 (61.1)
<a href="#">UGB2/0-414-12</a>	12		14	8.28 (210.3)				5.73 (145.4)
<a href="#">UGB2/0-414-18</a>	18		20	11.64 (295.7)				9.09 (230.8)

### Accessories

- [UGB-B-SO](#)- Universal ground bar bonding stand-offs; includes two stand-offs and hardware; 2.34" (59.3mm) length, 0.63" (15.9mm) width, 0.75" (19.1mm) height
- [UGB-IN-SO](#)- Universal ground bar isolation stand-offs; includes two stand-offs and hardware; 1.57" (40mm) length, 0.59" (15.0mm) width, 0.98" (25.0mm) height



## Panduit RGCBNJ660P22 Equipment Bonding Jumper Kit

- The RGCBNJ660P22 Equipment Bonding Jumper Kit bonds the rack or cabinet to the MCBN
- Engineered to comply with US and International grounding requirements
- HTAP is UL Listed and CSA Certified for applications up to 600V when crimped with Panduit and specified competitor crimping tools, and Panduit crimping dies



Part Number	MCBN Conductor Size AWG	Part Description	Std. Pkg. Qty.	Std. Ctn. Qty.
<a href="#">RGCBNJ660P22</a>	HTCT2-2.1	#6 AWG (16mm <sup>2</sup> ) jumper; 60" (1.52m) length; 45° bent lug on grounding strip side; provided with .16 oz. (5cc) of antioxidant, two each #12-24 x 1/2", M6 x 12mm, #10-32 x 1/2" and M5 x 12mm thread-forming screws and a copper compression HTAP* for connecting to the MCBN.	1	10

\*HTAPs also sold separately, see pages M.41–M.42 of SA-NCCB51.



## Panduit RGRB19U Grounding Busbar

- The RGRB19U Grounding Busbar is tin-plated with twenty holes designed for flexibility in mounting with twenty #12-24 x 1/2" hex head screws installed



Part Number	Part Description	Std. Pkg. Qty.
<b>Grounding Busbar Kits for Threaded Rail Fasteners</b>		
<a href="#">RGRB19U</a>	Grounding busbar; 19" (483mm) length; tin-plated; twenty holes arranged for flexibility in mounting with twenty #12-24 x 1/2" hex head screws installed; mounting hole sets have 5/8" (15.9mm) spacing; provided with two each #12-24 x 1/2", M6 x 12mm thread-forming screws, and two #12 flat washers for mounting.	1



## Panduit RGS134-1Y Grounding Strip

- The RGS134-1Y Grounding Strip bonds up to 45 RU per Rack with Threaded Rail Fasteners with an EIA Universal Mounting Hole Pattern
- Engineered to Comply with US and International Grounding Requirements



Part Number	Part Description	Std. Pkg. Qty.
<a href="#">RGS134-1Y</a>	Grounding strip; 78.65" (2m) length; .67" (17mm) width; .05" (1.27mm) thickness; provided with .16 oz. (5cc) of antioxidant, one grounding sticker and three each #12-24 x 1/2" and M6 x 12mm thread-forming screws.	1



## Panduit CNBK Green Bonding Cage Nut Kit

- The CNBK High Carbon Steel Bonding Cage Nut Kit creates an electrical bond between the mounting rails and equipment that conforms to EIA-310 specifications for racks and cabinets
- Made from high carbon steel and installed with a Phillips, flat blade, or nut screwdriver



Part Number	Part Description	Std. Pkg. Qty.
<a href="#">CNBK</a>	Green bonding cage nut, includes 50 #12-24 bonding cage nuts (.06 – .11 thick panel) and 50 #12-24 x 1/2" bonding screws with #2 Phillips/slotted combo hex head (use 5/16" or 8mm socket).	1

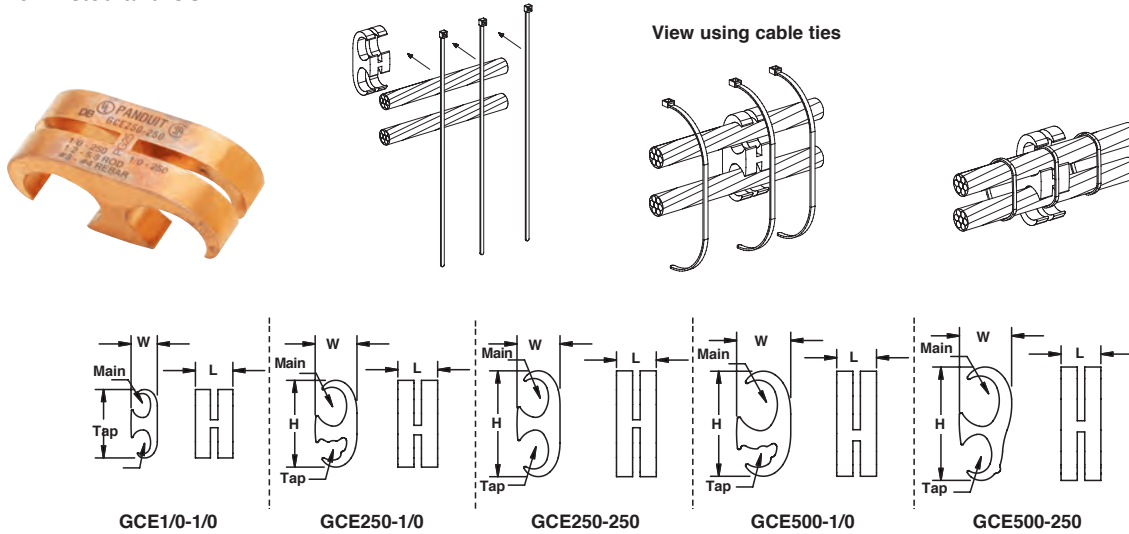




## Panduit E-Style Grounding Connectors

### Type GCE

- The E-Style Grounding Connector is designed to enhance the crimp process using technology that meets the IEEE Stud 837 – 2002
- With wide range-taking ability and multi-conductor design provides flexibility with a minimum number of parts
- The slotted design allows quick and easy assembly while the pre-applied conductive antioxidant compound ensures a high quality mechanical and electrical bond and the UL 467 Listed and CSA 22.2
- Complies with vibration tests per MIL-STD-202G (METHOD 201A)
- Not rated for use with galvanized ground rods and/or galvanized cable



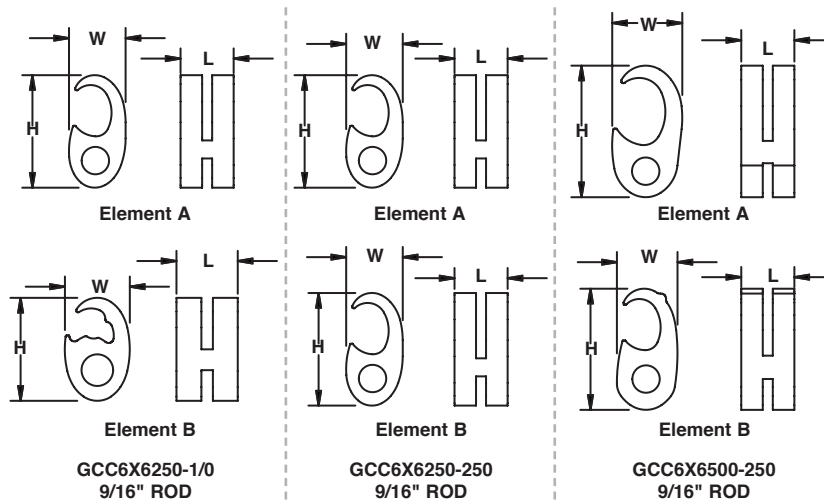
Part Number	Element	Copper Conductor Size Range AWG (mm <sup>2</sup> )	Ground Rod Size In. (mm)	Rebar Size In. (mm)	Figure Dimensions In. (mm)			Panduit Color Code	Panduit Part and Die Index No.	Std. Pkg. Qty.
					L	W	H			
<a href="#">GCE1/0-1/0</a>	Main	#6 SOL – 1/0 STR (16 – 50)	—	—	0.94 (23.9)	0.66 (16.8)	1.72 (43.7)	Red	CD-930G-1/0 PG10	1
	Tap				1.00 (25.4)	1.05 (26.7)	2.18 (55.4)			
<a href="#">GCE250-1/0</a>	Main	1/0 STR – 250 kcmil (70 – 120)	1/2 – 5/8 (12.7 – 15.9)	3/8 – 1/2, #3 – #4 (9.5 – 12.7), (#10 – #13)	1.00 (25.4)	1.05 (26.7)	2.18 (55.4)	Black	CD-930G-250 PG25	
	Tap				1.00 (25.4)	1.05 (26.7)	2.18 (55.4)			
<a href="#">GCE250-250</a>	Main	1/0 STR – 250 kcmil (70 – 120)	1/2 – 5/8 (12.7 – 15.9)	3/8 – 1/2, #3 – #4 (9.5 – 12.7), (#10 – #13)	1.00 (25.4)	1.08 (27.4)	2.66 (67.6)	Blue	CD-930G-500 PG50	
	Tap				1.00 (25.4)	1.08 (27.4)	2.66 (67.6)			
<a href="#">GCE500-1/0</a>	Main	250 – 500 kcmil (150 – 240)	1/2 – 3/4 (12.7 – 19.1)	5/8 – 3/4, #5 – #6 (15.9 – 19.1), (#16 – #19)	1.00 (25.4)	1.36 (34.5)	2.64 (67.1)	Blue	CD-930G-500 PG50	
	Tap				1.00 (25.4)	1.36 (34.5)	2.64 (67.1)			
<a href="#">GCE500-250</a>	Main	250 – 500 kcmil (150 – 240)	1/2 – 3/4 (12.7 – 19.1)	5/8 – 3/4, #5 – #6 (15.9 – 19.1), (#16 – #19)	1.00 (25.4)	1.32 (33.4)	2.85 (72.4)	Blue	CD-930G-500 PG50	
	Tap				1.00 (25.4)	1.32 (33.4)	2.85 (72.4)			



## Panduit Grounding Cross Connectors

### Type GCC

- Only a single die required to crimp each element, which speeds installation and reduces costs
- Wide range-taking ability and multi-conductor design provide flexibility with a minimum number of parts, allowing for conductor to conductor, conductor to rebar, and conductor to ground rod applications
- Designed for the enhanced crimp process using patent pending technology meets IEEE Std 837\*
- Slotted design allows quick and easy assembly of conductor to connector using Panduit cable ties, included
- Pre-applied conductive antioxidant compound ensures a high quality mechanical and electrical bond, speeding installation
- Color-coded and marked with Panduit die index numbers for proper crimp die selection
- UL 467 Listed and CSA 22.2 Certified for grounding and bonding suitable for direct burial in earth or concrete when crimped with Panduit or industry standard crimping tools and Panduit dies
- Complies with vibration tests per MIL-STD-202G (METHOD 201A)
- Not rated for use with galvanized ground rods and/or galvanized cable



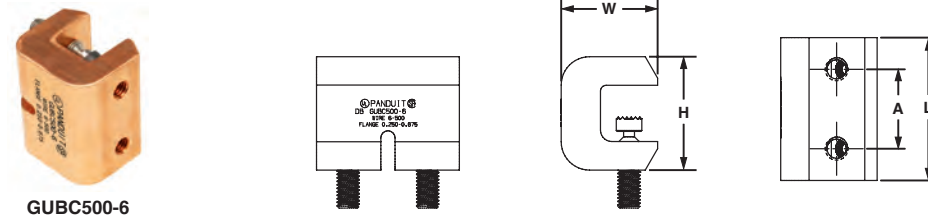
Part Number	Element	Copper Conductor Size Range AWG (mm <sup>2</sup> )	Ground Rod Size In. (mm)	Rebar Size In. (mm)	Figure Dimensions In. (mm)			Panduit Color Code	Panduit Part and Die Index No.	Std. Pkg. Qty.
					L	W	H			
<a href="#">GCC6X6250-1/0</a>	A	#2 SOL – 250 kcmil (35 – 120)	1/2 – 5/8 (12.7 – 15.9)	3/8 – 1/2, #3 – #4 (9.5 – 12.7), (#10 – #13)	1.00 (25.4)	1.06 (26.9)	2.12 (53.8)	Black	CD-930G-250 PG25	1
	B	#6 SOL – 1/0 STR (16 – 50)	—	—	1.00 (25.4)	1.06 (26.9)	1.68 (42.7)			
<a href="#">GCC6X6250-250</a>	A	#2 SOL – 250 kcmil (35 – 120)	1/2 – 5/8 (12.7 – 15.9)	3/8 – 1/2, #3 – #4 (9.5 – 12.7), (#10 – #13)	1.00 (25.4)	1.06 (26.9)	2.66 (67.6)			
	B	#2 SOL – 250 kcmil (35 – 120)	—	—	1.00 (25.4)	1.06 (26.9)	2.66 (67.6)			
<a href="#">GCC6X6500-250</a>	A	250 – 500 kcmil (150 – 240)	1/2 – 3/4 (12.7 – 19.1)	5/8 – 3/4, #5 – #6 (15.9 – 19.1), (#16 – #19)	1.00 (25.4)	1.32 (33.5)	2.48 (63.0)	Blue	CD-930G-500 PG50	1
	B	#2 SOL – 250 kcmil (35 – 120)	—	—	1.00 (25.4)	1.16 (29.5)	2.29 (58.2)			



## Panduit GUBC500-6 Universal Beam Grounding Clamp

### Type GUBC

- The GUBC500-6 Universal beam grounding clamp fits on a wide range of standard (angled) and wide flange (parallel) structural steel beams providing a mounting pad suitable for a two-hole compression lug
- Install quickly and easily with standard 1/4" key hex wrench tooling
- UL 467 Listed and CSA 22.2 Certified for grounding and bonding suitable for direct burial in earth or concrete
- Comply with vibration tests per MIL-STD-202G (METHOD 201A)

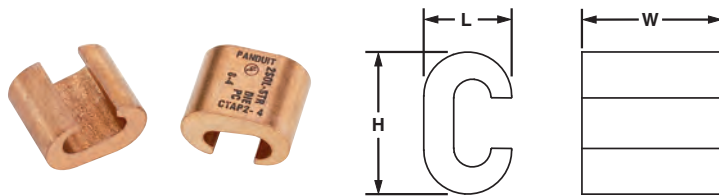


Part Number	Material	Copper Conductor Size Range AWG (mm <sup>2</sup> )	Flange Thickness In. (mm)	Thread Size In.	Hex Size	Figure Dimensions In. (mm)				Std. Pkg. Qty.
						A	L	W	H	
<a href="#">GUBC500-6</a>	Copper	#6 AWG – 500 kcmil (16 – 240)	0.250 – 0.675 (6.3 – 17.1)	1/2 – 13	1/4	1.75 (44.4)	3.15 (80.0)	2.13 (54.0)	2.50 (63.5)	1

## Panduit Copper Compression Taps

### For Copper Code Connections

- The Compression Connector Taps provides high-strength and premium electrical properties
- It is suitable for use with solid and stranded copper Code conductors for tapping into unbroken continuous main, as a wire joint or two-way splice
- The wide wire range-taking capability minimizes inventory requirements
- UL listed and CSA certified to 600V and temperature rated 90°C when crimped with Panduit and specified competitor crimping tools and dies



Part Number	Copper Conductor Size		Figure Dimensions In. (mm)			Panduit Die Index No. ‡	Burndy Die Index No. ‡	Wire Strip Length In. (mm)	Tap Cover	Std. Pkg. Qty.
	AWG Run (mm <sup>2</sup> )	AWG Tap (mm <sup>2</sup> )	L	T	V					
<a href="#">CTAP4/0-2-X</a>	3/0 – 4/0 AWG STR	#6 – #2 AWG SOL or STR	0.94 (23.9)	1.08 (27.4)	1.66 (42.2)	PD3	F	1 1/4 (32)	CVR500-1	10
<a href="#">CTAP4/0-4/0-X</a>		3/0 – 4/0 AWG STR	1.00 (25.4)	1.08 (27.4)	1.57 (39.9)					

\*\*Consult cable manufacturer for voltage stress relief instructions with applications greater than 2000V.

‡Visit [www.panduit.com](http://www.panduit.com) for tool and die information.

^Note: CTAP parts are UL Listed and CSA Certified with AWG wire only.

Not UL/CSA approved for use with metric wire. See GCE & GCC series parts for UL/CSA approved connections for metric wire.

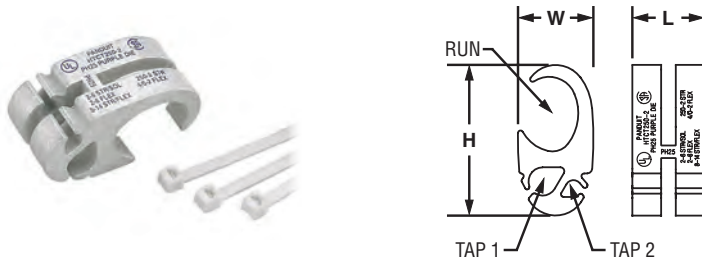


## Panduit HTCT250-2-1 Compression H-Tap Connector

For Making Parallel and Multiple Tap Connections on Code and Flex Conductors

### Type HTCT

- The HTCT250-2-1 Compression Connector Tap used to tap into continuous conductors as a splice or pig tailing
- Each HTAP terminates a wide range of conductor sizes and combinations of code and flex conductors Class G, H, I, and Diesel Locomotive to suit a variety of applications
- The slotted design allows quick and easy assembly of conductor to HTAP using three Panduit 94V-0 cable ties. UL Listed and CSA Certified for applications up to 600V when crimped with Panduit and specified competitor crimping tools and Panduit crimping dies



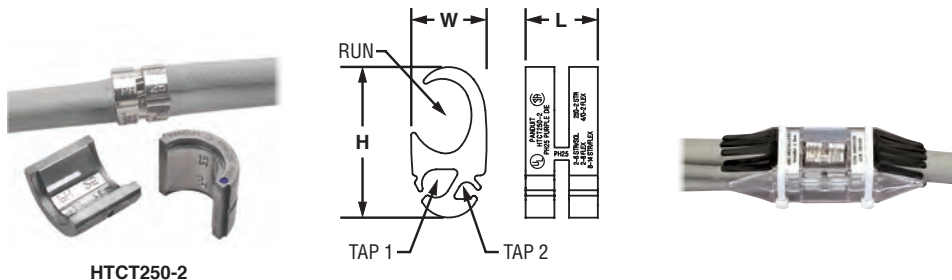
Part Number	Copper Conductor Size Range				Figure Dimensions In. (mm)			Panduit Die Color and Die No.	Wire Strip Length In. (mm)	Std. Pkg. Qty.	
	Wire Strand Type	Run	Tap 1	Tap 2	Tap 3	L	W				H
<a href="#">HTCT250-2-1</a>	Code	250 kcmil – #2 AWG (120 – 35)	#2 – #6 AWG STR/SOL (25 – 16)	#8 – #14 AWG (6 – 2.5)	—	0.92 (23.4)	0.96 (24.4)	1.92 (48.8)	Purple PH25	1 (25)	1
	Flex	4/0 – #2 AWG (95 – 35)	#2 – #8 AWG (25 – 10)		—						



## Panduit HTWC250-2-1 Compression H-Tap Kit

### Type HTWC

- The HTWC250-2-1 HTAP Kit has a two-piece high impact plastic clear cover to provide 360° inspection of crimped connection
- The cover has a UL 94V-0 flame rating and oxygen index of 28, providing self-extinguishing, flame retardant properties
- For use with code or flexible strand class G, H, I, and Diesel Locomotive Flex cable. Color-coded and marked with Panduit die index numbers for proper die selection
- UL listed and CSA certified for use up to 600V when crimped with Panduit and specified competitor crimping tools and Panduit crimping dies

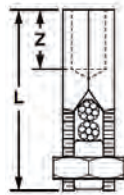


Part Number	Components		Copper Conductor Size Range AWG (mm <sup>2</sup> )				Std. Pkg. Qty.	
	HTAP Part No.	Clear Cover Part No.	Wire Strand Type	Run	Tap 1	Tap 2		Tap 3
<a href="#">HTWC250-2-1</a>	HTCT250-2-1	CLRCVR3-1	Code	250 kcmil – #2 AWG (120 – 35)	#2 – #6 AWG STR/SOL (25 – 16)	#8 – #14 AWG (6 – 2.5)	—	1
			Flex	4/0 – #2 AWG (95 – 35)	#2 – #8 AWG (25 – 10)		—	



**Panduit SPF2-4-C Service Post Grounding Connector**

- The SPF2-4-C Service Post Grounding Connector is designed for grounding two copper code conductors to steel structures, busbars, transformers
- The true hex design for body and nut hex provides correct fit with socket, box, or open-end wrenches, resulting in proper torquing of electrical connection
- The pressure bar provides a secure connection on a full range of conductor combinations used with each connector providing a premium wire pull-out strength
- cULus 467 Listed for grounding and bonding and suitable for direct burial in earth or concrete



Part Number	Conductor Size Range	Thread Size*	Figure Dimensions In. (mm)		Nut Hex (In.)	Body Hex (In.)	Std. Pkg. Qty.
			L	Z			
<a href="#">SPF2-4-C</a>	#10 SOL – #4 STR	5/16 – 18	1.56 (39.6)	0.31 (7.9)	0.75	0.56	100

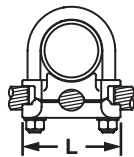
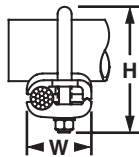
\*UNC threads.



**Panduit Bronze Grounding Clamps**

**Type GPL**

- The U-Bolt Bronze Grounding Clamps are used to ground copper conductor parallel or at a right angle to a rod, tube or pipe
- Wire range is 2/0 Sol.-250 kcmil
- cULus 467 Listed for grounding and bonding and suitable for direct burial in earth or concrete

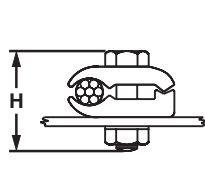
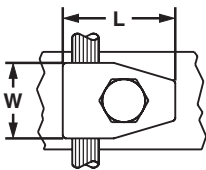


Part Number	Ground Rod Size (In.)	Iron Pipe Size (In.)	Conductor Size Range	Figure Dimensions In. (mm)			Bolt Dia. (In.)	Hex Size (In.)	Std. Pkg. Qty.
				L	W	H			
<a href="#">GPL-6-Q</a>	5/8 or 3/4	3/8	2/0 SOL – 250 kcmil	2.00 (50.8)	1.88 (47.8)	2.75 (69.9)	3/8	9/16	25
<a href="#">GPL-22-X</a>	—	1 1/4	2/0 SOL – 250 kcmil	3.00 (76.2)	1.88 (47.8)	3.50 (88.9)	3/8	9/16	10



**Panduit GM-3-Q Bronze Grounding Clamp**

- The GM-3-Q Bronze Grounding Clamp is used to ground copper code conductor to flat surfaces
- Conductor Size Range is 2/0 STR - 250 kcmil
- cULus 467 Listed for grounding and bonding and suitable for direct burial in earth or concrete



Part Number	Conductor Size Range (AWG)	Figure Dimensions (In.)			Hex Size (In.)		Std.Pkg. Qty.
		L	W	H	Bolt	Nut	
<a href="#">GM-3-Q</a>	2/0 SOL – 250 kcmil	2.13	1.50	2.00	3/4	3/4	25



**VeriSafe™ Absence of Voltage Testers**  
**The Safe Way to Verify the Absence of Voltage.**



The VeriSafe Absence of Voltage Tester is a permanently-mounted tester that is used to verify a circuit is de-energized prior to opening an electrical enclosure. Once installed, a push of a button enables personnel who have been trained on the operation of the tester to verify the absence of voltage and see an active indication when the absence of voltage is confirmed.

By automating this process, the VeriSafe™ Absence of Voltage Tester:

- Reduces the risk of exposure of electrical hazards for improved worker safety
- Reduces testing procedure time and complexity to improve productivity
- Supports compliance when used to verify the electrical lockout/tagout process as described in NFPA 70E

**System Components**

**1 Indicator Module**

- 30mm knockout, mount on exterior of enclosure
- Operate and maintain without exposure to electrical hazards
- Instruction label with operating instructions

**2 AVT System Cable**

- Connects isolation module to indicator module
- 600V cable available in multiple lengths for easy installation
- Replaceable with connectors on each end
- Replaceable with additional lengths
- Right angle connector at indicator module saves space

**3 Isolation Module**


- Prevents hazardous voltage from reaching door
- Universal mounting (DIN rail or surface tabs)
- Output contacts provide ability to create alarms or communicate with other systems

**4 Sensor Leads**

- Can be installed on line or load side of electrical disconnect
- Two leads per phase; must be physically separated from each other

**Simple Battery Replacement**

- Long-life industrial battery
- Replaceable from outside the enclosure
- Interior battery compartment is fingersafe (IP20)
- No tools required



Instruction Label



Shown: VS-AVT



Shown: Insulation Piercing Connectors

### VeriSafe™ Absence of Voltage Tester (AVT)

The VeriSafe™ Absence of Voltage Tester minimizes risk by verifying the absence of voltage before equipment is accessed, making it easier for workers to verify an electrically safe work condition has been established in a fraction of the time compared to using hand-held portable test instruments.

- Improved Safety & Risk Reduction
  - Determine voltage status BEFORE equipment is accessed
  - Prevents direct exposure to electrical hazards
- Increased Productivity
  - Easy to use, initiate test with the push of a button
  - No additional tools required
  - Provides visual alert to abnormal power conditions
- Simplified Process for Easier Compliance
  - Test sequence based on the steps in NFPA 70E for verification of an electrically safe work condition
  - Automated test helps reduce operator errors
- Reliable Results
  - Fail-safe design with active indications
  - Safety functions meet SIL 3 per IEC 61508-1
- Flexible Applications
  - Designed for testing three-phase circuits up to 600V
  - Install on line or load side of electrical disconnect
  - Detects absence of AC and DC voltage
- Multiple Environments
  - All VeriSafe™ Absence of Voltage Testers are tested to Type (UL, NEMA and CSA) 1, 12, 13, 4, 4X, IP66, or IP67 VS-AVT2 parts are rated to Class 1 Division 2, and Class 1 Zone 2 environments



Shown: VS-AVT

Part No.	Description
<a href="#">VS-AVT-C02-L03</a>	VeriSafe™ Absence of Voltage Tester with 2 ft. system cable, 3 ft. sensor leads
<a href="#">VS-AVT-C08-L10</a>	VeriSafe™ Absence of Voltage Tester with 8 ft. system cable, 10 ft. sensor leads

### VeriSafe™ Insulation Piercing Connectors

- The VeriSafe™ Insulation Piercing Connector provides a fast, secure, and reliable way to terminate AVT sensor leads.
- The compact connector design accommodates up to two taps in a single housing that fully insulates both connections.
- The patent pending connector allows taps to be made without compromising the integrity of conductors and includes integrated strain relief.
- Ideal for new and retrofit applications, connections can be made without modifying existing conductor runs.



Part No.	Description
<a href="#">VS-CKP14-6</a>	VeriSafe™ Insulation Piercing Connection Kit for Tapping 14 to 6 AWG conductors. Kit includes 3 connectors for installment of 1 AVT

Additional connection options and cable accessories can be found on [www.panduit.com/verisafe](http://www.panduit.com/verisafe).



## Panduit Pan-Steel® Cable Ties

- The Panduit Pan-Steel® stainless steel cable tie speeds up installation with a patented, wide entry self-locking head that eases band threading and insertion
- Unique locking ramp design and strengthening ribs allows the tie to lock into place at any length along the tie body with increased lock strength
- Fully rounded edges ensure worker and bundle safety



Part Number	Max. Bundle Diameter		Length*		Min. Loop Tensile Strength**		Min. Bundle Diameter		Width		Thickness		Recommended Installation Tool***	Std. Pkg. Qty.	Std. Ctn. Qty.
	In.	mm	In.	mm	Lbs.	N	In.	mm	In.	mm	In.	mm			

### AISI 304 Stainless Steel – For General Purpose

#### Standard Cross Section

<a href="#">MLT1S-CP</a>	1.0	25	5.0	127	200	890	0.50	12.7	0.18	4.6	0.010	0.25	<a href="#">GS4MT-E, HTMT, PPTMT, ST2MT</a>	100	500
<a href="#">MLT2S-CP</a>	2.0	51	7.9	201	200	890	0.50	12.7	0.18	4.6	0.010	0.25	<a href="#">GS4MT-E, HTMT, PPTMT, ST2MT</a>	100	500
<a href="#">MLT2.7S-CP</a>	2.7	69	10.2	259	200	890	0.50	12.7	0.18	4.6	0.010	0.25	<a href="#">GS4MT-E, HTMT, PPTMT, ST2MT</a>	100	500
<a href="#">MLT4S-CP</a>	4.0	102	14.3	362	200	890	0.50	12.7	0.18	4.6	0.010	0.25	<a href="#">GS4MT-E, HTMT, PPTMT, ST2MT</a>	100	500
<a href="#">MLT6S-CP</a>	6.0	152	20.5	521	200	890	0.50	12.7	0.18	4.6	0.010	0.25	<a href="#">GS4MT-E, HTMT, PPTMT, ST2MT</a>	100	500

#### Heavy Cross Section

<a href="#">MLT4H-LP</a>	4.0	102	14.3	362	450	2000	0.50	12.7	0.31	7.9	0.010	0.25	<a href="#">GS4MT-E, ST2MT, HTMT, PPTMT, PBTMT</a>	50	250
<a href="#">MLT6H-LP</a>	6.0	152	20.5	521	450	2000	0.50	12.7	0.31	7.9	0.010	0.25	<a href="#">GS4MT-E, ST2MT, HTMT, PPTMT, PBTMT</a>	50	250

### AISI 316 Stainless Steel – For Most Corrosive Environments

#### Standard Cross Section

<a href="#">MLT2S-CP316</a>	2.1	51	7.9	201	200	890	0.50	12.7	0.18	4.6	0.010	0.25	<a href="#">GS4MT-E, HTMT, PPTMT, ST2MT</a>	100	500
<a href="#">MLT4S-CP316</a>	4.0	102	14.3	362	200	890	0.50	12.7	0.18	4.6	0.010	0.25	<a href="#">GS4MT-E, HTMT, PPTMT, ST2MT</a>	100	500

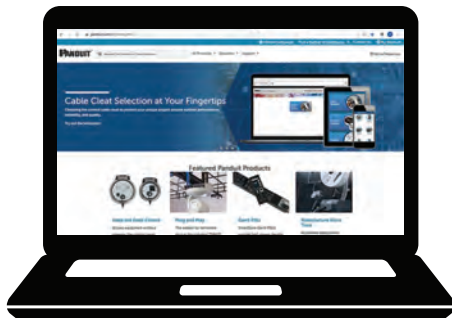
#### Heavy Cross Section

<a href="#">MLT4H-LP316</a>	4.0	102	14.3	362	450	2000	0.50	12.7	0.31	7.9	0.010	0.25	<a href="#">GS4MT-E, HTMT, PBTMT, PPTMT, ST2MT</a>	50	250
-----------------------------	-----	-----	------	-----	-----	------	------	------	------	-----	-------	------	--	----	-----

\*For other lengths, thicknesses and material grades available, contact Panduit Customer Service or refer to [www.panduit.com](http://www.panduit.com).

\*\*Per SAE Standard AS23190/3 (formerly MIL). For additional details, refer to page B3.30.

\*\*\*For information on installation tools, refer to [www.panduit.com](http://www.panduit.com).



## Like what you see... and want more?

Visit [www.panduit.com](http://www.panduit.com) for the full offering of Panduit products

**Panduit Pan-Steel® Stainless Tie - MLTFC Series**

- The Panduit Pan-Steel® self-locking cable tie speeds up installation with a unique self-locking head design that locks into place at any part of the tie body
- The 316 stainless steel is wrapped in UV-resistant, halogen-free, Polyester to promote worker safety and reliability in corrosive, high-vibration, temperature-extreme environments
- The Polyester coating is available in six color options and provides visual indication for easy identification in color-coding applications



Part Number	Max. Bundle Diameter		Length*		Color	Min. Loop Tensile Strength**		Width		Thickness^A		Recommended Installation Tool***	Std. Pkg. Qty.	Std. Ctn. Qty.
	In.	mm	In.	mm		Lbs.	N	In.	mm	In.	mm			
<b>Heavy Cross Section^A</b>														
<a href="#">MLTFC4H-LP316</a>	4.0	102	14.3	362	Black	250	1112	0.31	7.9	0.010	0.25	<a href="#">GS4MT-E</a> , <a href="#">ST2MT</a> , <a href="#">HTMT</a> , <a href="#">PPTMT</a> , <a href="#">PBTMT</a>	50	250

\*Other lengths available, contact Panduit Customer Service.  
 \*\*\*For information on installation tools, refer to [www.panduit.com](http://www.panduit.com).  
 ^Base material less coating. ^A Minimum bundle diameter is 0.50" (12.7mm).

**Pan-Steel® Stainless Tie - MLTC Series**

- The Panduit Pan-Steel® self-locking cable tie speeds up installation with a unique self-locking head design that locks into any part of the tie body
- The Nylon 11 coating provides additional edge protection and prevents corrosion between dissimilar metals
- The 316 stainless steel is wrapped in UV-resistant, halogen-free, low-smoke Nylon to promote worker safety and reliability in corrosive environments



Part Number	Max. Bundle Diameter		Length*		Min. Loop Tensile Strength**		Min. Bundle Diameter		Width		Thickness^A		Recommended Installation Tool***	Std. Pkg. Qty.	Std. Ctn. Qty.
	In.	mm	In.	mm	Lbs.	N	In.	mm	In.	mm	In.	mm			
<b>AISI 316 Stainless Steel – For Nylon 11 Selectively Coated Cable Ties</b>															
<b>Heavy Cross Section</b>															
<a href="#">MLTC4H-LP316</a>	4.0	102	14.3	362	250	1112	0.50	12.7	0.31	7.9	0.010	0.25	<a href="#">GS4MT-E</a> , <a href="#">ST2MT</a> , <a href="#">HTMT</a> , <a href="#">PPTMT</a> , <a href="#">PBTMT</a>	50	250

\*Other lengths available, contact Panduit Customer Service.  
 \*\*\*For information on installation tools, refer to [www.panduit.com](http://www.panduit.com).  
 ^Base material less coating.

## Panduit PCS Custom-Length Cushion Sleeve

- The cushion sleeving is compatible with heavy or super-heavy cross section ties, custom length banding systems, or MS strapping, for use in harsh environments and application
- Can be used indoors or outdoors (excellent ultraviolet resistance, good resistance to petroleum, and many chemicals)

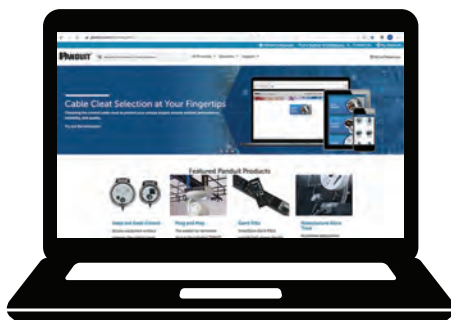


Part Number	Material	Used with Pan-Steel® Ties/Strapping	Width		Length		Std.Pkg.Qty. (reels)‡
			In.	mm	Ft.	m	
<a href="#">PCSSH-B-CR*</a>	Neoprene	MLT/EH/SH and MS Straps	0.91	23.1	100	30.5	1
<a href="#">PCSLSH-B-CR</a>	TPE	MLT/EH/SH and MS Straps	1.05	26.8	100	30.5	

\*Meets MIL-R-6855

‡Order in number of reels required.

Pkg. -CR = 100 ft. (30.5m) reel.



## Like what you see... and want more?

Visit [www.panduit.com](http://www.panduit.com) for the full offering of Panduit products

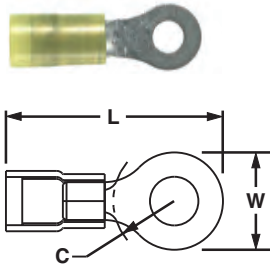




**Panduit PN10-10R-L Nylon Insulated Ring Terminal**

**Type PN-R**

- The PN10-10R-L Pan-Term® Terminal is a nylon insulated, ring terminal with funnel entry
- The metal insulation grip sleeve crimps to wire insulation, providing protection and strain relief to the crimp joint for high vibration applications
- Internal barrel serrations assure good wire contact and maximum tensile strength
- UL Flammability UL 94 HB, maximum insulation temperature 221°F (105°C)
- UL and CSA rated up to 600V per UL 486A/B



Part Number	Wire Range	Color Code	Stock Thickness (In.)	Max. Ins. (In.)	Stud Size	Figure Dimensions (In.)			Recommended Installation Tool	Std. Pkg. Qty.**	Std. Ctn. Qty.
						L	W	C			
<a href="#">PN10-10R-L</a>	12 – 10 AWG	Yellow	0.04	0.225	#10	1.06	0.38	0.31	CT-100‡, CT-1550‡, CT-1551‡, CT-2300/ST‡, CT-2500/L‡, UP14ZLW‡	50	500

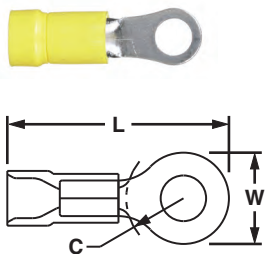
\*\*Bulk and/or convenience packaging may be available, contact Panduit® Customer Service for additional information.  
‡UL and CSA approved tooling/product combinations. For crimping tool information see [www.panduit.com](http://www.panduit.com).



**Panduit PV10-10R-L Vinyl Insulated Ring Terminal**

**Type PV-R**

- The PV10-10R-L Pan-Term® Terminal is a vinyl insulated, ring terminal
- Braze seam protects terminal barrel from splitting during the crimp process
- Internal barrel serrations assure good wire contact and maximum tensile strength
- Barrel insulation provides protection and strain relief when crimped
- UL Flammability UL 94V-0, maximum insulation temperature 221°F (105°C)
- UL and CSA rated up to 600V per UL 486A/B



Part Number	Wire Range	Color Code	Stock Thickness (In.)	Max. Ins. (In.)	Stud Size	Figure Dimensions (In.)			Recommended Installation Tool	Std. Pkg. Qty.**	Std. Ctn. Qty.
						L	W	C			
<a href="#">PV10-10R-L</a>	12 – 10 AWG	Yellow	0.04	0.225	#10	1.05	0.31	0.31	CT-100‡, CT-1550‡, CT-1551‡, CT-2300/ST‡, CT-2500/L‡, UP14ZLW‡	50	500

\*\*Bulk and/or convenience packaging may be available, contact Panduit® Customer Service for additional information.  
‡UL and CSA approved tooling/product combinations. For crimping tool information see [www.panduit.com](http://www.panduit.com).

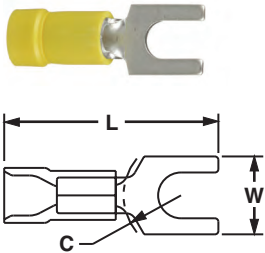




## Panduit PV10-10F-L Vinyl Insulated Fork Terminal

### Type PV-F

- The PV10-10F-L Pan-Term® Terminal is a vinyl insulated, fork terminal
- Brazed seam protects terminal barrel from splitting during the crimp process
- Internal barrel serrations assure good wire contact and maximum tensile strength.
- Barrel insulation provides protection and strain relief when crimped
- UL Flammability UL 94V-0, maximum insulation temperature 221°F (105°C)
- UL and CSA rated up to 600V per UL 486A/B



Part Number	Wire Range	Color Code	Stock Thickness (In.)	Max. Ins. (In.)	Stud Size	Figure Dimensions (In.)			Recommended Installation Tool	Std. Pkg. Qty.**	Std. Ctn. Qty.
						L	W	C			
<a href="#">PV10-10F-L</a>	14 – 10 AWG	Yellow	0.04	0.225	#10	1.04	0.37	0.25	CT-100‡, CT-1550‡, CT-1551‡, CT-2300/ST‡, CT-2500/L‡, UP14ZLW‡	50	500

\*\*Bulk and/or convenience packaging may be available, contact Panduit® Customer Service for additional information.  
 ‡UL Listed, cULus Listed, and CSA approved tooling/product combinations. For crimping tool information see [www.panduit.com](http://www.panduit.com).



## Panduit BSN14-C Nylon Insulated Butt Splice

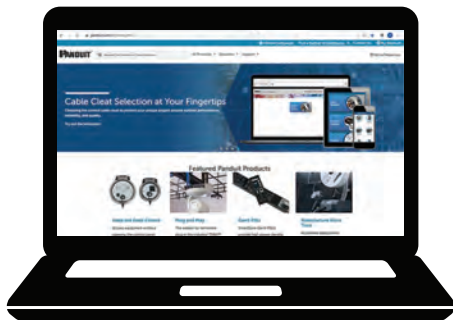
### Type BSN

- The BSN14-C Pan-Term® Splice is a nylon insulated butt splice
- Internal wire stop assures proper insertion length for a quality connection
- Brazed seam protects the terminal barrel from splitting during the crimp process
- UL Flammability UL 94 HB, maximum insulation temperature 221°F (105°C)
- UL and CSA rated up to 600V per UL 486C



Part Number	Wire Range	Color Code	Max. Ins. (In.)	Figure Dimensions (In.)	Recommended Installation Tool	Std. Pkg. Qty.**	Std. Ctn. Qty.
				L			
<a href="#">BSN14-C</a>	16 – 14 AWG	Blue	0.148	1.15	CT-100, CT-1550, CT-1551, CT-2300/ST, CT-2500/L, UP14ZLW	100	1000

\*\*Bulk packaging may be available, contact Panduit® Customer Service for additional information.  
 For crimping tool information see [www.panduit.com](http://www.panduit.com).



## Like what you see... and want more?

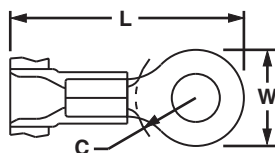
Visit [www.panduit.com](http://www.panduit.com) for the full offering of Panduit products



## Panduit PV10-10RB-2K Vinyl Insulated Ring Terminal

### Type PV-RB

- The PV10-10RB-2K Reel Smart™ Terminal is a continuously molded and insulated ring terminal
- The continuously molded design allows for consistent and reliable processing through Panduit applicators
- Internal barrel serrations assure good wire contact and maximum tensile strength
- UL Flammability UL 94V-0, maximum insulation temperature 221°F (105°C)
- UL and CSA rated up to 600V per UL 486A/B
- Funnel Entry for easy wire insertion



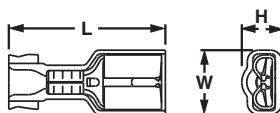
Part Number	Wire Range	Color Code	Stock Thickness (In.)	Max Ins. (In.)	Stud Size	Figure Dimensions (In.)			CA9 Series Crimp Die	CA-800/EZ Series Crimp Die	Pieces Per Reel
						L	W	C			
<a href="#">PV10-10RB-2K</a>	12 – 10 AWG	Yellow	0.04	0.225	#10	1.02	0.31	0.31	CD9-3B	CD-800-3	2000



## Panduit Female Disconnects, Nylon Fully Insulated

### Type DNF-FIB

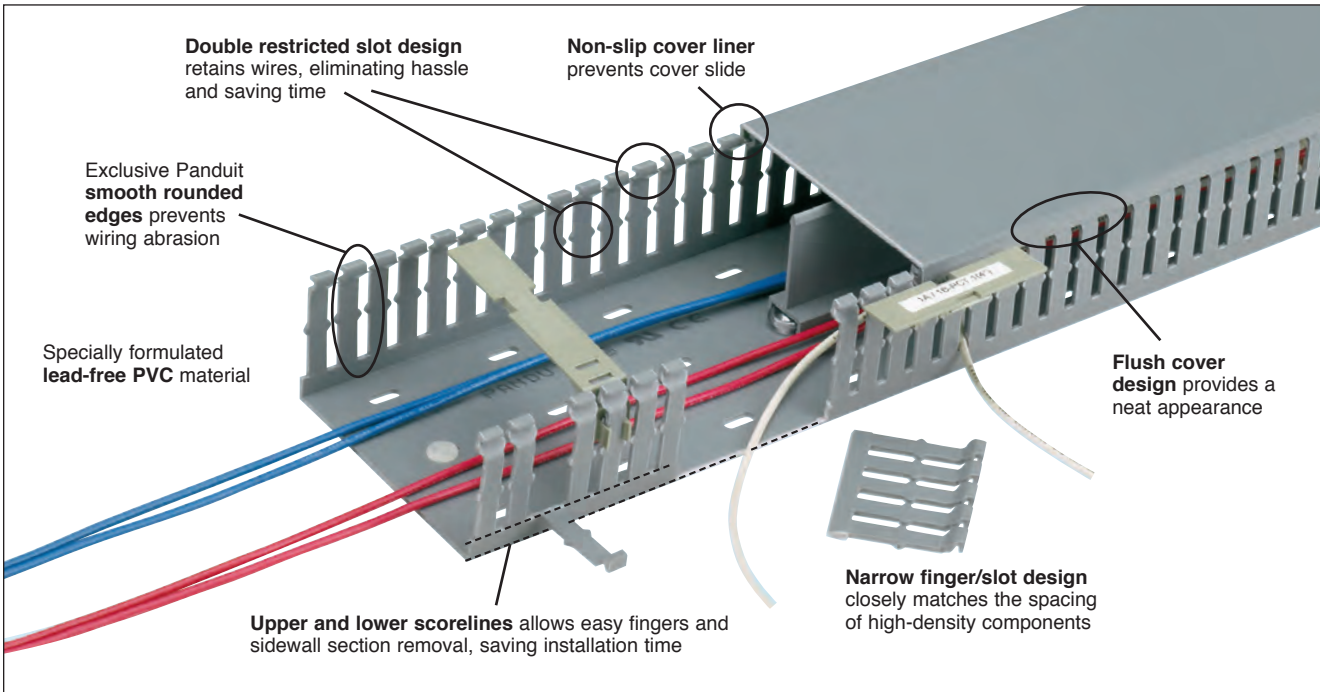
- The DNF18-250FIB-3K Reel Smart™ Disconnect is a continuously molded and fully insulated female disconnect with a funnel entry
- The continuously molded design allows for consistent and reliable processing through Panduit applicators
- The internal wire stop assures proper wire insertion length into the terminal barrel for a higher quality connection, and the funnel entry allows for faster wire insertion and lower installed cost
- UL Flammability UL 94 HB, maximum insulation temperature 221°F (105°C)
- UL and CSA rated up to 600V per UL 310



Part Number	Wire Range	Color Code	Max Ins. (In.)	Figure Dimensions (In.)			Tab Size		CA9 Series Crimp Die	CA-800/EZ Series Crimp Die	Pieces Per Reel
				L	W	H	In.	mm			
<a href="#">DNF18-250FIB-3K**</a>	22 – 18 AWG	Red	0.136	0.84	0.35	0.22	0.250 x 0.032	6.3 x 0.8	CD9-4A	CD-800-4	3000
<a href="#">DNF14-250FIB-3K</a>	16 – 14 AWG	Blue	0.160	0.84	0.35	0.22	0.250 x 0.032	6.3 x 0.8	CD9-5A	CD-800-5	3000
<a href="#">DNF10-250FIB-2K</a>	12 – 10 AWG	Yellow	0.220	0.96	0.35	0.23	0.250 x 0.032	6.3 x 0.8	CD9-13B	CD-800-13	2000

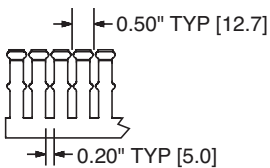
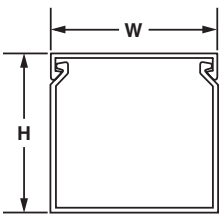

\*\*UL with 17 AWG wire.

## Features and Benefits – Panduit® Type F Narrow Slot Wiring Duct



### Panduit® Type F Narrow Slot Wiring Duct

- Narrow slot/finger design provides more slots to fit the spacing of high-density terminal blocks and other hardware
- Material: Lead-free PVC
- UL recognized continuous use temperature: 122°F (50°C)
- UL 94 flammability rating of V-0
- Conforms with NFPA 79-2015 section 13.3.1 requirement for flame retardant material
- Provided with mounting holes
- Base and cover length is 6 feet



Multiple slot restrictors present with 2" and greater duct wall height.

Part Number	Duct Size (W x H)*		Slot Width		Cover Part Number	Std. Pkg. Qty.	Base Ctn. Qty.	Cover Ctn. Qty.
	In.	mm	In.	mm				
<a href="#">F1X3LG6</a>	1.25 x 3.13	32.0 x 79.4	0.20	5.0	<a href="#">C1LG6</a>	6	120	120
<a href="#">F1.5X3LG6</a>	1.75 x 3.12	44.5 x 79.2			<a href="#">C1.5LG6</a>			
<a href="#">F2X3LG6</a>	2.25 x 3.14	57.2 x 79.8			<a href="#">C2LG6</a>			
<a href="#">F2X4LG6</a>	2.25 x 4.10	57.2 x 104.1			<a href="#">C2LG6</a>		60	
<a href="#">F3X4LG6</a>	3.25 x 4.10	82.6 x 104.1			<a href="#">C3LG6</a>			
<a href="#">F4X4LG6</a>	4.25 x 4.10	108.0 x 104.1			<a href="#">C4LG6</a>			

Part number shown for LG (Light Gray). For other sizes and color availability visit [www.Panduit.com](http://www.Panduit.com).  
 Base and cover sold separately.  
 \*\*"H" dimension includes duct and cover.  
 For tool information, visit [www.Panduit.com](http://www.Panduit.com).



# PANDUIT®

Panduit Corp.  
World Headquarters  
Tinley Park, IL 60487

800.777.3300

[www.panduit.com](http://www.panduit.com)

© 2020 Panduit Corp. ALL RIGHTS RESERVED  
Printed in the U.S.A.  
ELCB33-WW-ENG 11/2020