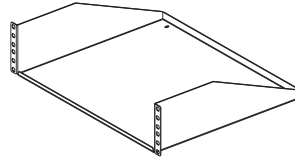
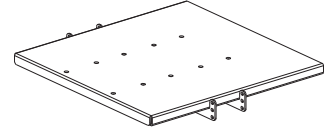


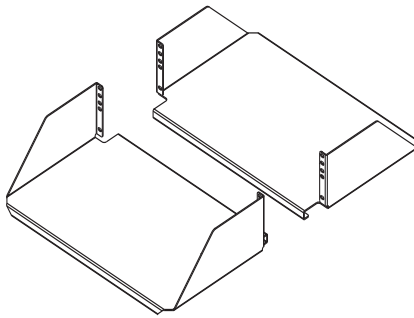
**SRM19FM1**  
(4) #12-24 screws



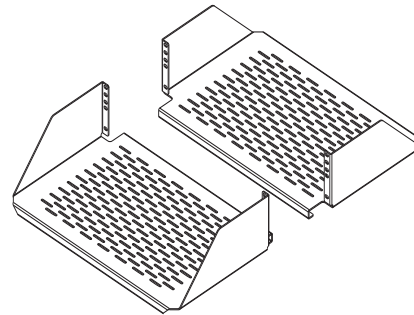
**SRM19FM2**  
(4) #12-24 screws



**SRM19X18A1**  
**SRM19X25A1**  
(4) #12-24 screws

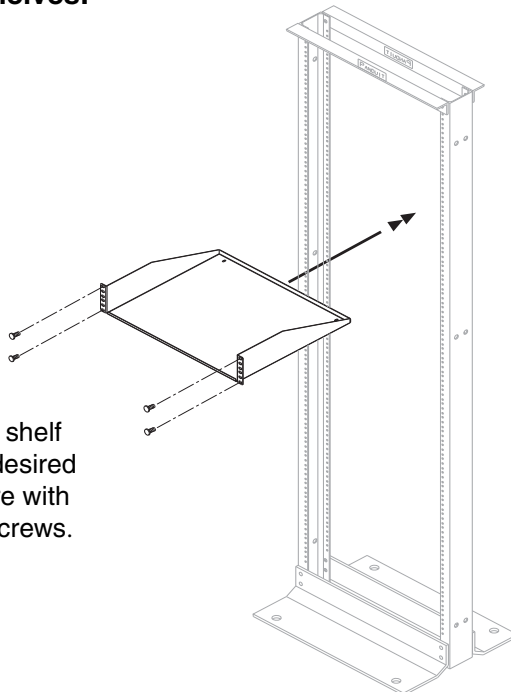


**SRM19CM3**  
(8) #12-24 screws

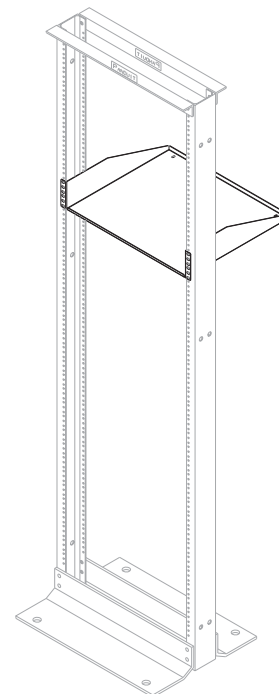


**SRM19CMV3**  
(8) #12-24 screws

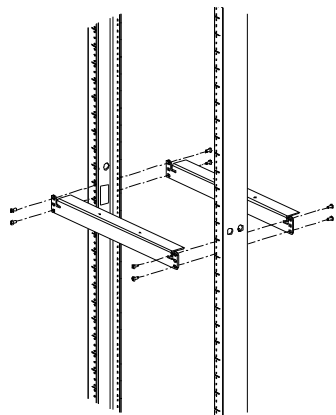
**For Rack Mount Shelves:**  
**SRM19FM1**  
**SRM19FM2**



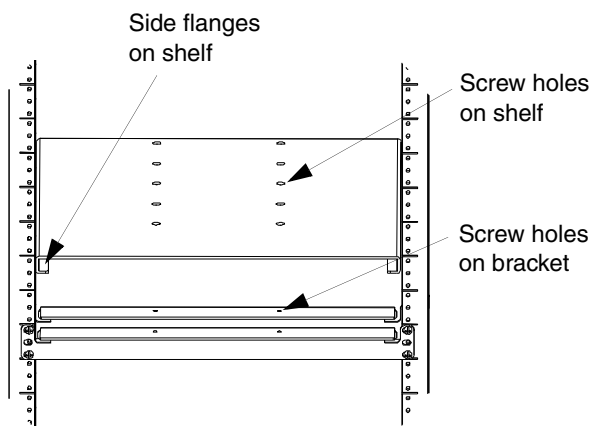
Attach rack mount shelf to the rack at the desired location and secure with provided #12-24 screws.



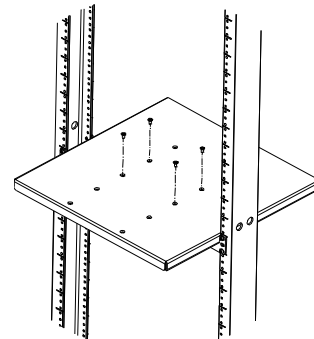
**For Rack Mount Shelves:  
SRM19X18A1  
SRM19X25A1**



Line up shelf bracket flange holes with desired position on rack. Secure each bracket with provided #12-24 screws.

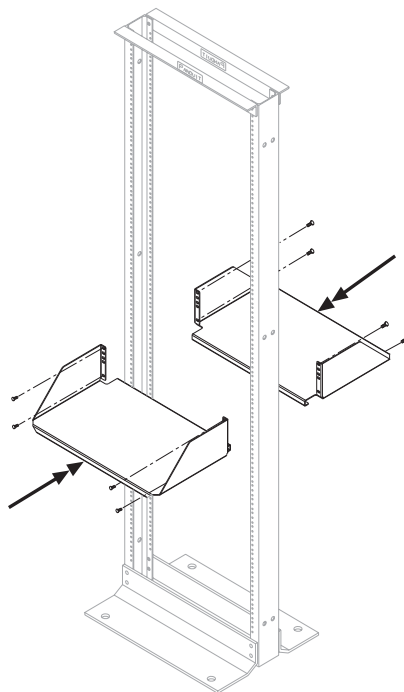


Slide side flanges of shelf through notches in brackets until screw holes line up at the desired location.



Secure shelf in place with (4) provided #10-32 screws.

**For Rack Mount Shelves:  
SRM19CM3  
SRM19CMV3**



Attach rack mount shelf to the rack at the desired location and secure with provided #12-24 screws. (SRM19CM3 shown)

