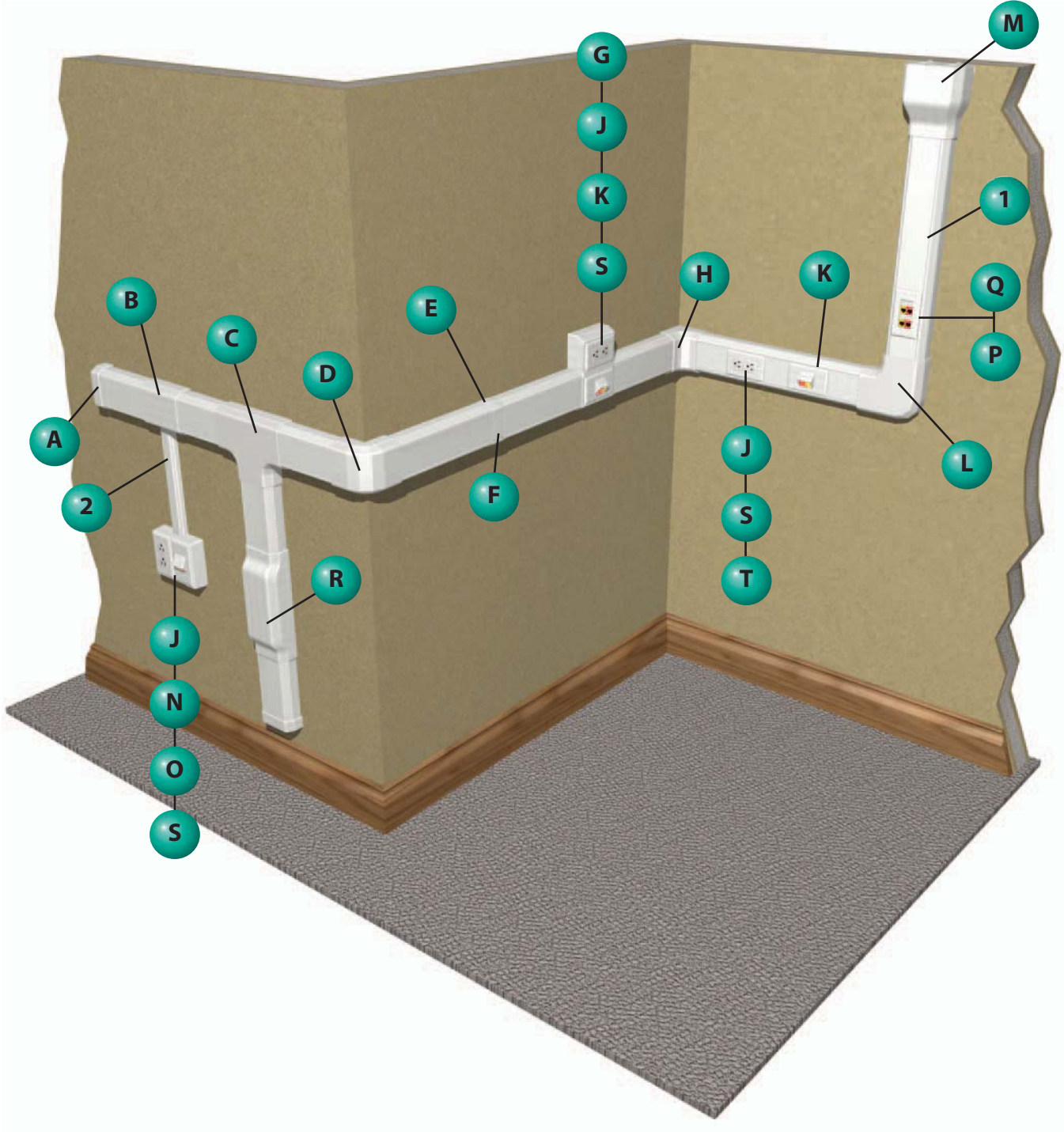
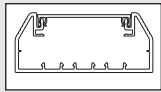
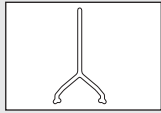


T-70 Raceway Roadmap

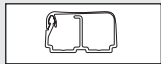




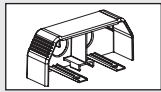
1 T70B**, T70C** – T-70 Base and Cover



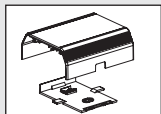
1 T70DW – T-70 Divider Wall



2 LD2P10** – LD2P10 Raceway)



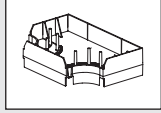
A T70EC** – T-70 End Cap Fitting



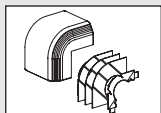
B T70TR** – T-70 Transition Fitting



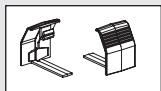
C T70T** – T-70 Tee Fitting



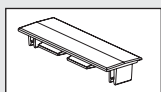
T70TD – T-70 Tee Divider



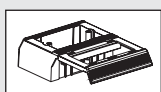
D T70OC** – T-70 Outside Corner Fitting



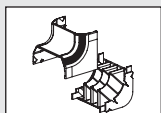
E T70BC** – T-70 Base Coupler Fitting



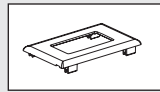
F T70CC** – T-70 Cover Coupler Fitting



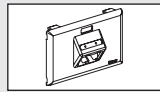
G T70WC2** – T-70 *WORKSTATION OUTLET CENTER™* Offset box for Snap-On Faceplates



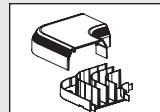
H T70IC** – T-70 Inside Corner Fitting



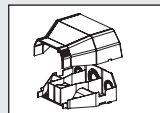
J T70PG** – Single Gang Rectangular Electrical Communication Snap-On Faceplate



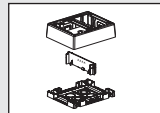
K UIT70FH2** – *ULTIMATE ID®* Sloped Horizontal Snap-On Faceplate



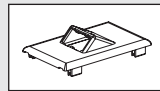
L T70RA** – T-70 Right Angle Fitting



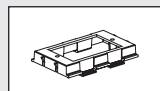
M T70EE** – T-70 Entrance End Fitting



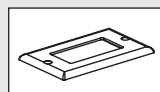
N JBP2FS** – *FAST-SNAP™* Double Gang Power Rated Surface Mount Outlet Box



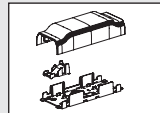
O T70FV2** – Vertical Sloped Communication Snap-On Faceplate



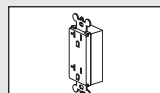
P T70DB-X – T-70 Device Bracket



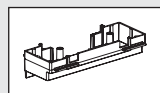
Q CPG** – Single Gang Rectangular Screw-On Faceplate



R T70BF** – T-70 Backfeed Fitting



S ERU20** – 20A Rectangular Electrical Outlet



T T70HB3-X – Three Sided Hanging Box