


Network Zone Systems

Panduit Network Zone Systems rapidly deploy an EtherNet/IP* network on the plant floor with a reliable, structured approach that reduces installation time and lifecycle costs. All systems include copper/fiber connectivity and are installed with cable management, grounding and high voltage barrier to accelerate deployments and reduce risk. Multiple levels of integration are available, delivering design flexibility in demanding industrial applications.







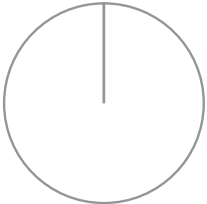

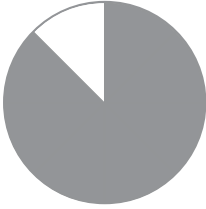
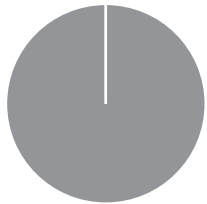
Key Features	Benefits
Pre-configuration	Reduces time required for planning, designing, procurement, and installation, resulting in simpler specification and faster implementation
Copper/fiber uplinks or patch field and copper/fiber connectivity	Enable troubleshooting of network connections and verification of field terminations
Defined equipment locations and cable routings	Incorporate Panduit developed best practices in connectivity, cable management, wiring, and grounding in a secure enclosure to ensure network reliability
Integrated switch and power options	Optimize network traffic and deliver even easier and faster deployment, speeding installation by up to 75%
Isolation barrier	Segregates higher line voltage from lower voltage switch for increased safety
Bonding provisions and grounding bar	Ensure path to ground to protect personnel and equipment
Gland plate	Allows quick and easy access to machine ingress points into enclosure
Detailed installation guide	Provides easy, repeatable design instructions assuring consistency and saving time on the job-site

Technical Information

Standards:	UL 508A Standard for Industrial Control Panels, UL Type 4/12 or 4X, IP66 Rated, CE
Dimensions:	Z23 with mounting angles: 40.0"H x 24.0"W x 11.7"D (1016mm x 610mm x 297mm) Without mounting angles: 36.0"H x 24.0"W x 11.7"D (914mm x 610mm x 297mm) Z22 with mounting angles: 28.0"H x 24.0"W x 11.7"D (711mm x 610mm x 297mm) Without mounting angles: 24.0"H x 24.0"W x 11.7"D (610mm x 610mm x 297mm) Z11 with mounting angles: 18.0"H x 12.0"W x 9.7"D (457mm x 305mm x 247mm)
Color and material:	Enclosures: Gray, 14 gauge cold roll steel or 316 stainless steel Back panels: 14 gauge galvanized steel or 304 stainless steel
Thermal analysis:	Validated to 40°C
Installation:	Wall mount with optional outside-mount flange

*EtherNet/IP is a trademark of ODVA.

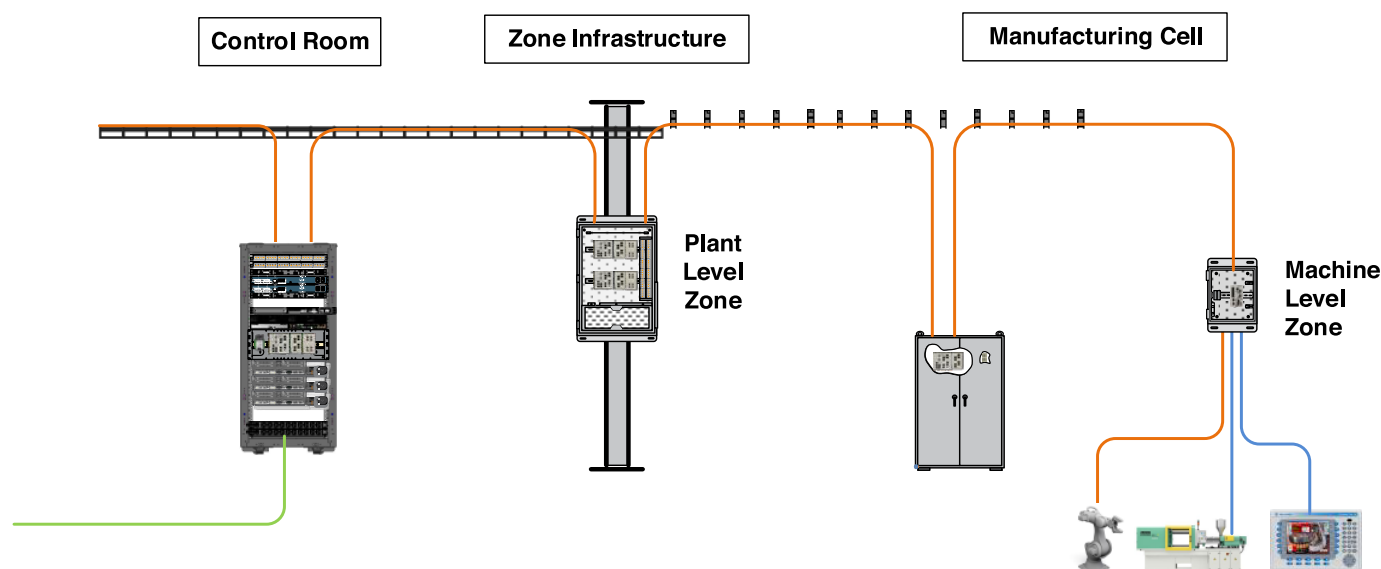
Multiple levels of integration are available to meet different industrial applications and requirements. All three Panduit Network Zone System options offer highly reliable solutions and reduce time to production vs. D.I.Y. option for deploying an EtherNet/IP* network on the plant floor.

	Do-It-Yourself	Z23C: Pre-Configured	Z23R/Z23U: Switch Ready	Z23N: Integrated
Included in One Part Number				
– Allen-Bradley** Stratix*** Switch(es)				✓
– Active/Electrical			✓	✓
– Factory Tested			✓	✓
– Installed Cable Management		✓	✓	✓
– Grounding Infrastructure		✓	✓	✓
– High Voltage Barrier		✓	✓	✓
– Copper/Fiber Connectivity		✓	✓	✓
– Thermally Validated		✓	✓	✓
– Standards Compliant		✓	✓	✓
Assembly Time	 ■ Factory Assembly □ D.I.Y.	 ■ Factory Assembly □ D.I.Y.	 ■ Factory Assembly □ D.I.Y.	 ■ Factory Assembly □ D.I.Y.

*EtherNet/IP is a trademark of ODVA.
**Allen-Bradley is a registered trademark of Rockwell Automation, Inc.
***Stratix is a trademark of Rockwell Automation.

Deploying Zone Network Topology

The Panduit building block architecture for industrial networks is a highly effective way to deploy EtherNet/IP* solutions in a plant floor environment. Panduit's network zone systems building block helps to deploy switches from Rockwell Automation** and Cisco**** and provide a platform to improve manageability, localize network traffic, and limit Layer 2 broadcast domains‡. The network zone systems allow all cables within a cell/area zone to be managed and patched within a single enclosure. By using a zone cabling architecture, network cabling becomes easier to locate, manage, and maintain because each additional device is routed within the same pathways and enclosure. Managed cabling reduces the number of home runs throughout a facility and reduces abandoned cable in plenum spaces, to make the workplace run more efficiently and safely.



Following a zone topology with the Panduit building block architecture creates a highly scalable and flexible network deployment.

Leveraging the Rockwell Automation** Integrated Architecture*** technology simplifies switch configuration and integration while providing machine-based diagnostics and troubleshooting tools. Stratix*** Industrial Ethernet Switches also leverage the Cisco**** operating system, bringing the world's leading switching technology to the plant floor environment. Advanced switch feature sets include: STP/RSTP/MST, Resilient Ethernet Protocol (REP), Flexlinks, EtherChannel (link aggregation), QoS, IGMP snooping with querier, VLANs with trunking, IEEE 1588 PTP v2, IPv6 support, storm control with alarming, egress traffic shaping; compatible with Cisco**** Network Assistant (CNA) and CiscoWorks.

‡ For additional reference see the Panduit Popular Configuration Drawing "Overview of Industrial Switch Deployment" PCD0001.

*EtherNet/IP is a trademark of ODVA.

**Rockwell Automation is a registered trademark of Rockwell Automation, Inc.

***Stratix and Integrated Architecture are trademarks of Rockwell Automation.

****Cisco is a registered trademark of Cisco Systems, Inc. and/or its affiliates in the United States and certain other countries.

WORLDWIDE SUBSIDIARIES AND SALES OFFICES

PANDUIT US/CANADA
Phone: 800.777.3300

PANDUIT EUROPE LTD.
London, UK
Phone: 44.20.8601.7200

PANDUIT SINGAPORE PTE. LTD.
Republic of Singapore
Phone: 65.6305.7575

PANDUIT JAPAN
Tokyo, Japan
Phone: 81.3.6863.6000

PANDUIT LATIN AMERICA
Guadalajara, Mexico
Phone: 52.33.3777.6000

PANDUIT AUSTRALIA PTY. LTD.
Victoria, Australia
Phone: 61.3.9794.9020

For a copy of Panduit product warranties, log on to www.panduit.com/warranty

PANDUIT®

Visit us at www.panduit.com/networkzone
iai@panduit.com

©2016 Panduit Corp.
ALL RIGHTS RESERVED.
Printed in the U.S.A.
Product Bulletin Number **RKCB36--SA-ENG**
4/2016