

Tools and Features to Help You Efficiently Activate and Manage Your Software

## Activating Rockwell Automation® Software is as Easy as Inserting a USB Device

The new FactoryTalk Activation Dongle makes managing Rockwell Automation software activations as easy as inserting a USB device. This “plug and play” technology greatly simplifies the process of activation software applications on stand-alone machines.



9509-USB-DONG2

By combining a Host ID and storage in a single device, all the necessary license files for software activation can be loaded on to the device and brought to any computer.

If activation is required on another computer, the device can be simply moved to that computer. It also is a convenient solution for users who only need occasional access to applications.

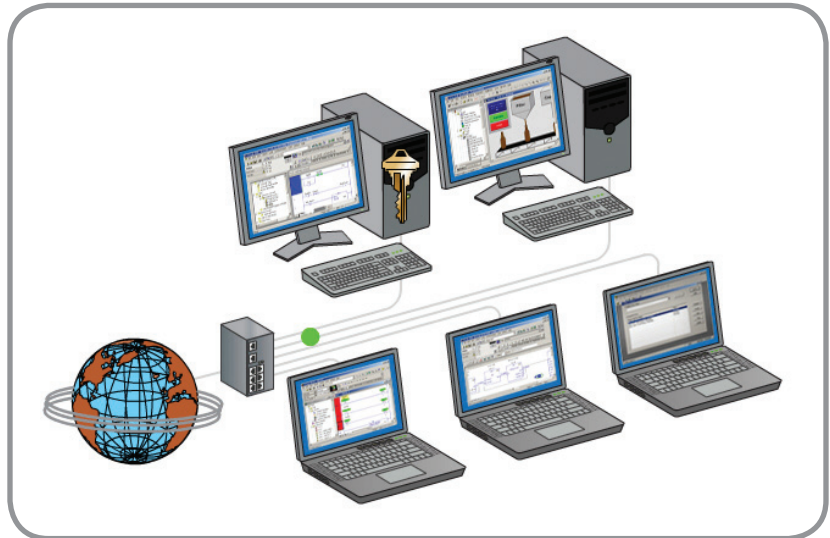
*“Plug and Play” activation requires FactoryTalk Activation Manager v3.40 or higher*

Inside . . .

**FactoryTalk Activation Manager**  
See page 2

**Rockwell Automation Activation Website**  
See page 3

**FactoryTalk Activation Video Collection**  
See page 3



## FactoryTalk Activation

FactoryTalk Activation is part of the FactoryTalk Services Platform. It allows FactoryTalk enabled products to be activated via files generated by Rockwell Automation over the Internet. It eliminates the dependency on physical media to initiate activation. As a result, software activations can be delivered, distributed, stored, backed-up and moved electronically.

Key Benefits of FactoryTalk Activation include easily:

- Recovering activations after a computer failure with self-service rehosting
- Tracking and viewing activations and eliminating unused license purchases
- Sharing single software activation among many users
- “Plug and play” activations with a dongle – ideal for non-networked computers (Requires v3.40 or higher)
- Configuring and setting access permissions and borrowing time limits
- Taking advantage of a 7-day grace period if activation problems are encountered

LISTEN.  
THINK.  
SOLVE.®

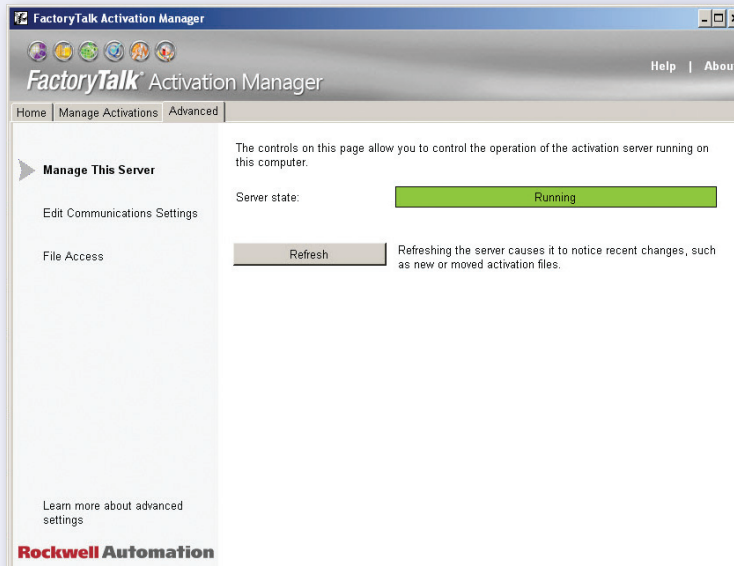
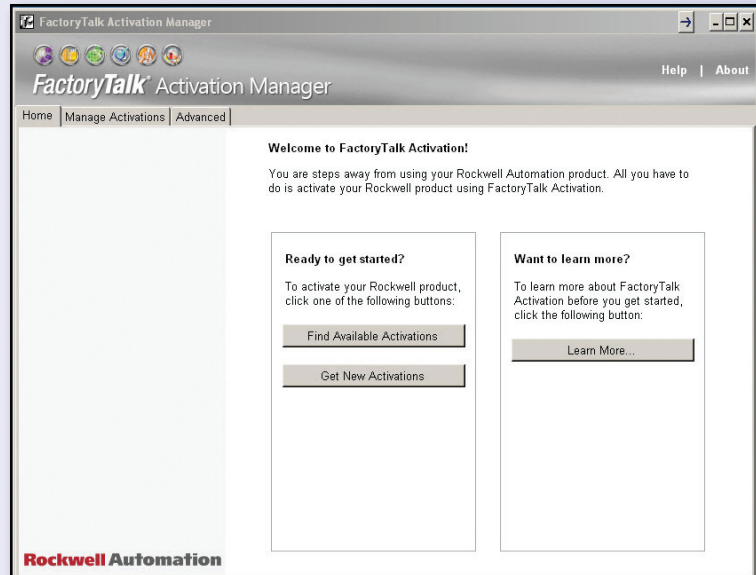
# FactoryTalk Activation Manager

## One Simplified Installation Routine

- No separate client and server installs needed
- Replaces the following tools:  
FactoryTalk Activation Tool,  
FactoryTalk Activation Transfer Tool,  
FactoryTalk Activation Wizard
- Easy method to move activations to non-networked computers

## Works Within System Requirements of All Rockwell Automation Software Products

- Support in both 32-bit and 64-bit Microsoft® operating systems



## Embedded System Handling Reduces Manual User Intervention

- FactoryTalk Activation services started automatically
- Auto recognition of new activation files
- Interactive diagnostics

## Easier Method for Borrowing Activations

- Borrowed activations available to all users of the computer
- Eliminates complexity of system or user context

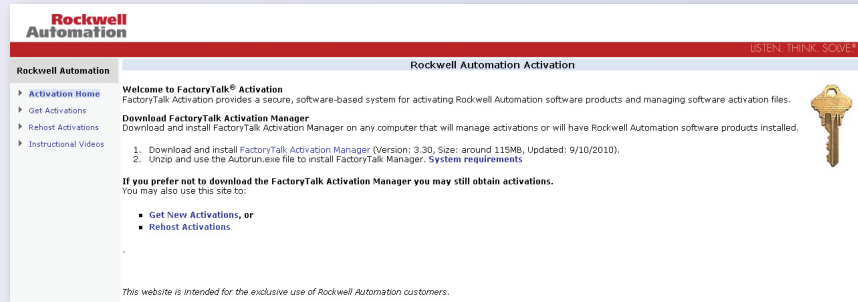
## Additional User Interfaces for Managing FactoryTalk Activation

- Direct access to log file, options file and communication settings

## Rockwell Automation Activation Website

This updated website provides an alternative method of getting and rehosting Rockwell Automation software product activations. Integration with FactoryTalk Activation Manager allows data import to the website, reducing manual data entry of activation information.

- Take advantage of importing Host ID file FTAManagerData.xml built with FactoryTalk Activation Manager
- Rehost multiple activations at one time
- Download the latest version of the FactoryTalk Activation Manager
- Retrieve serial number and product key after completing rehost
- Access FactoryTalk Activation



<https://activate.rockwellautomation.com>

## FactoryTalk Activation Manager Video Collection

Are you activating your Rockwell Automation software product for the very first time? Do you need to manage your activations more efficiently? If so, these updated videos provide a step-by-step procedure to help you work with the FactoryTalk Activation Manager.

<http://www.rockwellautomation.com/solutions/integratedarchitecture/resources4.html>

## For More Information

For help with activations, click Help in the upper right corner of the FactoryTalk Activation Manager or click the Help link on the Rockwell Automation Software Activation website:

<https://activate.rockwellautomation.com>

For additional activation support, visit the Rockwell Automation support website:

<http://www.rockwellautomation.com/support/activations.html>

Useful references on the Literature Library:

[www.rockwellautomation.com/literature](http://www.rockwellautomation.com/literature) (literature library)

**Product Support Chart (FTALK-SP002C-EN-P)**

**FactoryTalk Activation Frequently Asked Questions (FTALK-FA017C-EN-P)**

If Internet access is unavailable, contact Rockwell Automation Technical Support at 440-646-3434. Outside of North America, call your local support organization.

Allen-Bradley, FactoryTalk and Rockwell Automation and Rockwell Automation Software are trademarks of Rockwell Automation, Inc. Trademarks not belonging to Rockwell Automation are property of their respective companies.

**[www.rockwellautomation.com](http://www.rockwellautomation.com)**

---

### Power, Control and Information Solutions Headquarters

Americas: Rockwell Automation, 1201 South Second Street, Milwaukee, WI 53204-2496 USA, Tel: (1) 414.382.2000, Fax: (1) 414.382.4444

Europe/Middle East/Africa: Rockwell Automation NV, Pegasus Park, De Kleetlaan 12a, 1831 Diegem, Belgium, Tel: (32) 2 663 0600, Fax: (32) 2 663 0640

Asia Pacific: Rockwell Automation, Level 14, Core F, Cyberport 3, 100 Cyberport Road, Hong Kong, Tel: (852) 2887 4788, Fax: (852) 2508 1846