

Disconnects and Male Tabs

- Internal barrel serrations and long barrel provide for maximum tensile strength
- Complete line of installing tools, engineered to match tool with terminal
- Funnel-entry insulators enable easier inserting of wire into barrel
- Colour-coded for easy installation

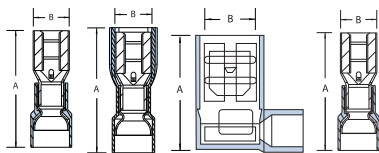
250 Series – Female Disconnects

- Female disconnect terminals and matching male tabs accommodate a range of #22–#10 AWG, and are available in non-insulated, partially insulated and fully insulated styles, in both nylon and vinyl
- Unique construction of the female disconnect **offers long-term dependability**
- Brazed-seam serrated barrel provides maximum tensile strength

187 Series – Female Disconnects

- Quick, reliable method of connection to terminal blocks and boards without the use of tools
- Female disconnect terminals and matching male tabs accommodate a range of #22–#10 AWG, and are available in non-insulated, partially insulated and fully insulated styles, in both nylon and vinyl
- Unique construction of the female disconnect offers long-term dependability

250 Series – Female Disconnects



Nylon self-insulated



Vinyl self-insulated



Nylon fully insulated



Nylon open top insulated 90° flag



Non-insulated



Non-insulated/insulation grip



Cat. No.	Pkg. Qty.	Wire Range	Max. Ins. (in.)	Tab Size	Fig.	Rec. Tool	Dimensions (in.)	
							A	B
Nylon self-insulated								
RA18-250F	100	22–18	0.136	0.250 x 0.032	1	ERG4001	0.91	0.29
RA250-TB	1,000	22–18	0.136					
RB14-250F	100	16–14	0.162					
RB250	1,000	16–14	0.162					
RC10-250F	50	12–10	0.215					
RC250	500	12–10	0.215					
Vinyl self-insulated								
18RA-250F	100	22–18	0.150	0.250 x 0.032	1	ERG4001	0.96	0.29
RA257	1,000	22–18	0.150					
RA257-170	1,000	22–18	0.170					
14RB-250F	100	16–14	0.170					
RB257	1,000	16–14	0.170					
RB257-200	1,000	16–14	0.200					
10RC-250F	50	12–10	0.250	0.250 x 0.032	2	ERG4001	1.03	0.38
RC257	500	12–10	0.250					
Nylon fully insulated								
18RA-2577	50	22–18	0.165	0.250 x 0.032	2	ERG4001	1.01	0.38
RA2573	1,000	22–18	0.165					
14RB-2577	50	16–14	0.185					
RB2573	1,000	16–14	0.185					
10RC-2577	50	12–10	0.225					
RC2573	500	12–10	0.225					
Nylon open top insulated 90° flag								
RA18-250A	50	22–18	0.170	0.250 x 0.032	3	ERG4001	0.80	0.71
RA2577F	500	22–18	0.170					
RB14-250A	50	16–14	0.190				0.88	
RB2577F	500	16–14	0.190					
RC10-250A	50	12–10	0.245					
RC2577F	500	12–10	0.245					
Non-insulated								
A18-250	100	22–18	–	0.250 x 0.032	1	ERG4002	0.73	0.31
A250-TB	1,000	22–18						
B14-250	100	16–14						
B250	1,000	16–14						
C10-250F	50	12–10						
C250	500	12–10						
Non-insulated/insulation grip								
B14-250F	100	16–14	–	0.250 x 0.032	4	WT110M	0.87	0.31
B250G	1,000	16–14						

(Continued on facing page)

Disconnects and Male Tabs



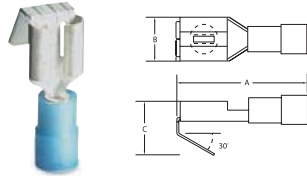
250 Series – Female Disconnects (cont'd)

Non-insulated 90° flag



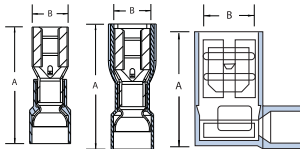
Cat. No.	Pkg. Qty.	Wire Range	Max. Ins. (in.)	Tab Size	Fig.	Rec. Tool	Dimensions (in.)	
							A	B
A18-250A	50	22-18	—	0.250 x 0.032	3	ERG4002	0.58	0.61
A252G	500	22-18					0.58	0.61
B14-250A	50	16-14					0.58	0.62
B252G	500	16-14					0.58	0.62
C10-250A	50	12-10					0.64	0.63
C252G	500	12-10					0.64	0.63

250 Series – Nylon Piggy Back Disconnects



Cat. No.	Pkg. Qty.	Wire Range	Max. Ins. (in.)	Tab Size (in.)	Rec. Tool	Dimensions (in.)		
						A	B	C
RA18-250FP	100	22-18	0.136	0.250 x 0.032	WT112M ERG4001	0.87	0.30	0.43
RA250P	1,000							
RB14-250FP	100	16-14	0.163	0.250 x 0.032	WT112M ERG4001	0.87	0.30	0.43
RB250P	1,000							

187 Series – Female Disconnects



Nylon self-insulated



Vinyl self-insulated



Nylon fully insulated



Non-insulated



Nylon fully insulated 90° flag



Cat. No.	Pkg. Qty.	Wire Range	Max. Ins. (in.)	Tab Size (in.)	Fig.	Rec. Tool	Dimensions (in.)	
							A	B
Nylon self-insulated								
RAD18-183	100	22-18	0.136	0.187 x 0.032	1	ERG4001	0.83	0.23
RAD1833	1,000				1			
RAD18-182	100			1				
RAD1823	1,000			1				
RBD14-183	100	16-14	0.163	0.187 x 0.032	1			
RBD1833	1,000				1			
RBD14-182	100			1				
RBD1823	1,000			1				
Vinyl self-insulated								
18RAD-183	100	22-18	0.150	0.187 x 0.032	1	ERG4001	0.85	0.23
RAD1837	1,000				1			
18RAD-182	100			1				
RAD1827	1,000			1				
14RBD-183	100	16-14	0.170	0.187 x 0.032	1			
RBD1837	1,000				1			
14RBD-182	100			1				
RBD1827	1,000			1				
Nylon fully insulated								
18RAD-18377	100	22-18	0.150	0.187 x 0.032	2	ERG4001	0.89	0.30
RAD18377	1,000				2			
18RAD-18277	100			2				
RAD18277	1,000			2				
14RBD-18377	100	16-14	0.170	0.187 x 0.032	2			
RBD18377	1,000				2			
14RBD-18277	100			2				
RBD18277	1,000			2				
Non-insulated								
AD18-183	100	22-18	—	0.187 x 0.032	1	ERG4002	0.64	0.23
AD183	1,000				1			
AD18-182	100			1				
AD182	1,000			1				
BD14-183	100	16-14	—	0.187 x 0.032	1			
BD183	1,000				1			
BD14-182	100			1				
BD182	1,000			1				
Nylon fully insulated 90° flag								
RAD18-187A	50	22-18	0.150	0.187 x 0.032	3	ERG4001	0.74	0.59
RAD1877F	500				3			
RAD18-188A	50			3				
RAD1887F	500			3				
RBD14-187A	50	16-14	0.170	0.187 x 0.032	3			
RBD1877F	500				3			
RBD14-188A	50			3				
RBD1887F	500			3				

Disconnects and Male Tabs

250 Series — Male Tabs



1 Vinyl self-insulated



2 Nylon fully insulated



3 Non-insulated/insulated Grip



4 Non-insulated



Cat. No.	Pkg. Qty.	Wire Range	Max. Ins. (in.)	Tab Size	Rec. Tool	Dimensions (in.)	
						A	B
18RA-250T	100	22-18	0.150	0.250 x 0.032	ERG4001	0.95	—
RA2517	1,000		0.150				
14RB-250T	100	16-14	0.170				
RB2517	1,000		0.170				
10RC-250T	50	12-10	0.250				
RC2517	500		0.250				
18RA-251T	50	22-18	0.150		0.87	WT110M	1.08
RA25177	500		0.150				
14RB-251T	50	16-14	0.170				1.13
RB25177	500		0.170				
10RC-251T	25	12-10	0.210	1.17	0.45		
RC25177	500		0.210				
A18-250T	100	22-18	—	0.250 x 0.032	ERG4002	0.68	
B14-250T	100	20-14					
A18-251T	100	22-18					
A251	1,000	22-18					
B14-251T	100	16-14					
B251	1,000	16-14					
C10-251T	50	12-10					

187 Series — Male Tabs



5 Vinyl insulated



Cat. No.	Pkg. Qty.	Max. Ins. (in.)	Wire Range	Tab Size	Rec. Tool	Dimensions (in.)	
						A	B
18RAD-187	100	0.187 x 0.032	22-18	0.150	ERG4001	0.87	—
18RAD-188		0.187 x 0.020					
14RBD-187		0.187 x 0.032	16-14	0.170			
14RBD-188		0.187 x 0.020					

Disconnects and Male Tabs

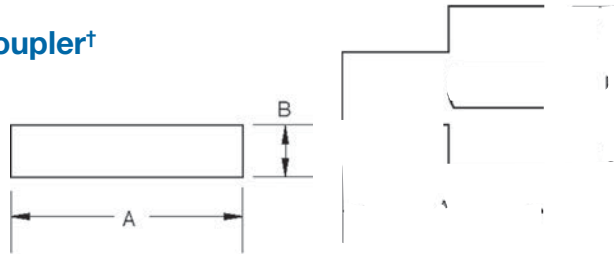
250 Series — Adapters and Coupler†

Insulated coupler requires no tool!

6 Non-insulated



7 Insulated coupler



Cat. No.	Pkg. Qty.	Tab Size	Dimensions (in.)	
			A	B
F250TA	50	0.250 x 0.032	0.82	0.56
FTA250	1,000		0.82	0.56
RB14-250	50		2.35	0.51
RBB250	500		2.35	0.51

† Not UL Listed
 Cat. No. F250TA — Material: brass Finish: tin-plated
 Cat. No. RB14-250 — Material: brass Finish: none Insulation: vinyl

110 Series — Disconnects*

Available in variety of wire ranges!

8 Nylon-Insulated



9 Non-Insulated



Cat. No.	Pkg. Qty.	Max. Ins. (in.)	Wire Range	Tab Size	Rec. Tool	Dimensions (in.)	
						A	B
RA18-110F	100	0.110 x 0.032	22-18	0.110	ERG4006	0.75	0.15
RA10-SK	1,000						
RA18-111F	100						
RA11	1,000	0.110 x 0.020	16-14	0.135			
RB14-110F	100						
RB10-SK	1,000						
RB14-111F	100	0.110 x 0.020	22-18	—	WT111M WT112M WT2000	0.59	
RB11-TB	1,000						
A18-110F	100						
A10-TB	1,000	0.110 x 0.032	16-14	—			
A18-111F	100						
A11	1,000						
B14-110F	100	0.110 x 0.020	16-14	—			
B10-TB	1,000						
B14-111F	100						
B11-TB	1,000						

* Not UL Listed or CSA approved

Wristlock Disconnects†

Choose from nylon-insulated or non-insulated!

10 Nylon-insulated



11 Non-insulated



Picture shows wristlock disconnect assembled as two pieces. Parts are sold by the piece not by assemblies.

Cat. No.	Pkg. Qty.	Wire Range	Max. Ins. (in.)	Rec. Tool	Dimensions (in.)	
					A	B
RA18D	50	22-18	0.136	WT2000	0.99	1.70
RA23	1,000					
RB14D	50					
RB23	1,000	16-14	0.162	WT110M	0.97	1.66
B14-D	50					
B23	1,000		0.187			

† Not UL Listed