

## PROTEK SINGLE-DOOR, UL AND NEMA TYPE 4, 12



### INDUSTRY STANDARDS

UL 508A Listed; File Number E61997  
cUL Listed per CSA C22.2 No. 94; File Number E61997  
Solid Door: Type 4 and 12  
Window Door: Type 12  
Solid Door, Stainless Steel: Type 4, 4X and 12

NEMA / EEMAC: Type 4, 4X or 12  
IEC 60529, IP66 or IP55, IK 10

### APPLICATION

PROTEK Single-Door cabinets are an excellent, off-the-shelf choice for mounting 19-in. rack, panel-mounted devices or other electronic equipment. The cabinets are designed to provide both front and rear access to 19-in. rack-mounted equipment, while also ensuring protection against water, dirt, corrosive agents and other contaminants. PROTEK is an excellent choice for applications where space is at a premium and the only option is wall mounting. PROTEK comes in a broad range of sizes, materials and configurations to meet many demanding applications.

### FEATURES

- Solid-door cabinet provides complete physical and visual protection
- Window door, made of scratch-resistant safety glass, provides visual monitoring of internal equipment while maintaining equipment protection
- All seams are fully welded and ground smooth
- Doors are provided with ground studs to facilitate proper bonding and grounding of the cabinet
- Premium seamless, foam-in-place gasket prevents contaminants from entering the cabinet
- Keylocking wing knob is included on painted steel offering, providing access control to the cabinet; two keys are included with each cabinet
- Stainless steel cabinet is provided with a quarter-turn slotted latch
- One set of plated, self-grounding, tapped 10-32 rack angles per EIA universal spacing standards, which can be adjusted front-to-back, is provided with each center section of the cabinet; additional tapped- or square-hole rack angles can be added to the cabinet to provide additional mounting
- Wall section welded panel studs which accommodate standard panels (steel and wood available), can be ordered separately

### SPECIFICATIONS

- Doors and body made of 14 gauge steel
- Stainless steel enclosures made from Type 304 stainless steel
- Window made of .25-in. thick, scratch- and impact-resistant safety glass
- Rack angles made of plated 12 gauge steel
- M6 ground studs on the door and body are masked from paint
- Twenty 10-32 screws included with cabinet
- Foam-in-place gasket made of durable polyurethane

### FINISH

- Pretreated steel coated with RAL 7035 light-gray, low-gloss, lightly textured polyester powder paint
- Stainless steel is provided with a smooth-grain finish

### LOAD RATING

#### Height Maximum Load Rating

24 in.	200 lb./90.7 kg
36 in.	300 lb./136.1 kg
48 in.	400 lb./181.4 kg

### ACCESSORIES

Locks and handles  
Panels (steel and wood)  
Grounding kits  
Power Distribution Units (PDUs)  
Rack angles

### BULLETIN: DWS12

### Technical Operating Information AC Unit (T150116G100) Replacement Filter No. 10100091

Hz	Voltage VAC	Phase	BTU/Hr @ Max. Ambient Temp. (watts)	Full Load Amp	Max. Ambient Temp. (°F)	Max. Ambient Temp. (°C)	Cord and Plug
60 (50)	115	1	800 (325 watts)	3.6 (3.8)	131 (125)	52 (52)	25-in. cord length 5-15 plug

Standard Product    **Solid Door, NEMA Type 4, 12**

Catalog Number	in./mm	Rack Units	F in./mm	P in./mm	Q in./mm	S in./mm	Optional Steel Panel	Optional Wood Panel	Additional Rack Angles <sup>a</sup>
PTRS242412G4	24.09 x 23.62 x 11.81 612 x 600 x 300	12	9.51 242	---	---	1.11 28	CP2020	CP2020W	PTRA24T or PTRA24S
PTRS242424G4	24.09 x 23.62 x 24.02 612 x 600 x 610	12	21.72 552	---	---	1.11 28	CP2020	CP2020W	PTRA24T or PTRA24S
PTRS362412G4	36.30 x 23.62 x 11.81 922 x 600 x 300	19	9.51 242	---	---	1.11 28	CP3220	CP3220W	PTRA36T or PTRA36S
PTRS362424G4	36.30 x 23.62 x 24.02 922 x 600 x 610	19	21.72 552	---	---	1.11 28	CP3220	CP3220W	PTRA36T or PTRA36S
PTRS482412G4	48.54 x 23.62 x 11.81 1233 x 600 x 300	26	9.51 242	---	---	1.11 28	CP4420	CP4420W	PTRA48T or PTRA48S
PTRS482424G4	48.54 x 23.62 x 24.02 1233 x 600 x 610	26	21.72 552	---	---	1.11 28	CP4420	CP4420W	PTRA48T or PTRA48S

<sup>a</sup>T = tapped 10-32, S = square hole (.375 in. x .375 in.)



Standard Product    **Window Door, NEMA Type 12**

Catalog Number	AxBxC in./mm	Rack Units	F in./mm	P in./mm	Q in./mm	S in./mm	Optional Steel Panel	Optional Wood Panel	Additional Rack Angles <sup>a</sup>
PTRW242412G2	24.09 x 23.62 x 11.81 612 x 600 x 300	12	9.51 242	18.25 464	15.38 391	1.11 28	CP2020	CP2020W	PTRA24T or PTRA24S
PTRW242424G2	24.09 x 23.62 x 24.02 612 x 600 x 610	12	21.72 552	18.25 464	15.38 391	1.11 28	CP2020	CP2020W	PTRA24T or PTRA24S
PTRW362412G2	36.30 x 23.62 x 11.81 922 x 600 x 300	19	9.51 242	30.75 781	15.38 391	1.11 28	CP3220	CP3220W	PTRA36T or PTRA36S
PTRW362424G2	36.30 x 23.62 x 24.02 922 x 600 x 610	19	21.72 552	30.75 781	15.38 391	1.11 28	CP3220	CP3220W	PTRA36T or PTRA36S
PTRW482412G2	48.54 x 23.62 x 11.81 1233 x 600 x 300	26	9.51 242	42.70 1085	15.38 391	1.11 28	CP4420	CP4420W	PTRA48T or PTRA48S
PTRW482424G2	48.54 x 23.62 x 24.02 1233 x 600 x 610	26	21.72 552	42.70 1085	15.38 391	1.11 28	CP4420	CP4420W	PTRA48T or PTRA48S

<sup>a</sup>T = tapped 10-32, S = square hole (.375 in. x .375 in.)



Standard Product    **Solid Stainless Steel Door, NEMA Type 4, 4X, 12**

Catalog Number	AxBxC in./mm	Rack Units	F in./mm	P in./mm	Q in./mm	S in./mm	Optional Steel Panel	Optional Wood Panel	Additional Rack Angles <sup>a</sup>
PTRS242412X	24.09 x 23.62 x 11.81 612 x 600 x 300	12	9.51 242	---	---	.80 20	CP2020	CP2020W	PTRA24T or PTRA24S
PTRS242424X	24.09 x 23.62 x 24.02 612 x 600 x 610	12	21.72 552	---	---	.80 20	CP2020	CP2020W	PTRA24T or PTRA24S

Catalog Number	AxBxC in./mm	Rack Units	F in./mm	P in./mm	Q in./mm	S in./mm	Optional Steel Panel	Optional Wood Panel	Additional Rack Angles <sup>a</sup>
PTRS362412X	36.30 x 23.62 x 11.81 922 x 600 x 300	19	9.51 242	---	---	.80 20	CP3220	CP3220W	PTRA36T or PTRA36S
PTRS362424X	36.30 x 23.62 x 24.02 922 x 600 x 610	19	21.72 552	---	---	.80 20	CP3220	CP3220W	PTRA36T or PTRA36S
PTRS482412X	48.62 x 23.62 x 11.81 1235 x 600 x 300	26	9.51 242	---	---	.80 20	CP4420	CP4420W	PTRA48T or PTRA48S
PTRS482424X	48.62 x 23.62 x 24.02 1235 x 600 x 610	26	21.72 552	---	---	.80 20	CP4420	CP4420W	PTRA48T or PTRA48S

<sup>a</sup>T = tapped 10-32, S = square hole (.375 in. x .375 in.)



### Standard Product **Solid Door AC, NEMA Type 4, 12**

Catalog Number	AxBxC in./mm	Rack Units	F in./mm	P in./mm	Q in./mm	S in./mm	Optional Steel Panel	Optional Wood Panel	Additional Rack Angles <sup>a</sup>
PTRS242424G4A	24.09 x 23.62 x 24.02 612 x 600 x 610	12	21.72 552	---	---	1.11 28	CP2020	CP2020W	PTRA24T or PTRA24S
PTRS362424G4A	36.30 x 23.62 x 24.02 922 x 600 x 610	19	21.72 552	---	---	1.11 28	CP3220	CP3220W	PTRA36T or PTRA36S
PTRS482424G4A	48.62 x 23.62 x 24.02 1235 x 600 x 610	26	21.72 552	---	---	1.11 28	CP4420	CP4420W	PTRA48T or PTRA48S

<sup>a</sup>T = tapped 10-32, S = square hole (.375 in. x .375 in.)

T150116G100 Air Conditioner included: 115V, 50/60 Hz, 800 BTU.



### Standard Product **Window Door AC, NEMA Type 12**

Catalog Number	AxBxC in./mm	Rack Units	F in./mm	P in./mm	Q in./mm	S in./mm	Optional Steel Panel	Optional Wood Panel	Additional Rack Angles <sup>a</sup>
PTRW242424G2A	24.09 x 23.62 x 2.40 612 x 600 x 61	12	21.72 552	18.25 464	15.38 391	1.11 28	CP2020	CP2020W	PTRA24T or PTRA24S
PTRW362424G2A	36.30 x 23.62 x 24.02 922 x 600 x 610	19	21.72 552	30.75 781	15.38 391	1.11 28	CP3220	CP3220W	PTRA36T or PTRA36S
PTRW482424G2A	48.54 x 23.62 x 24.02 1233 x 600 x 610	26	21.72 552	42.70 1085	15.38 391	1.11 28	CP4420	CP4420W	PTRA48T or PTRA48S

<sup>a</sup>T = tapped 10-32, S = square hole (.375 in. x .375 in.)

T150116G100 Air Conditioner included: 115V, 50/60 Hz, 800 BTU.

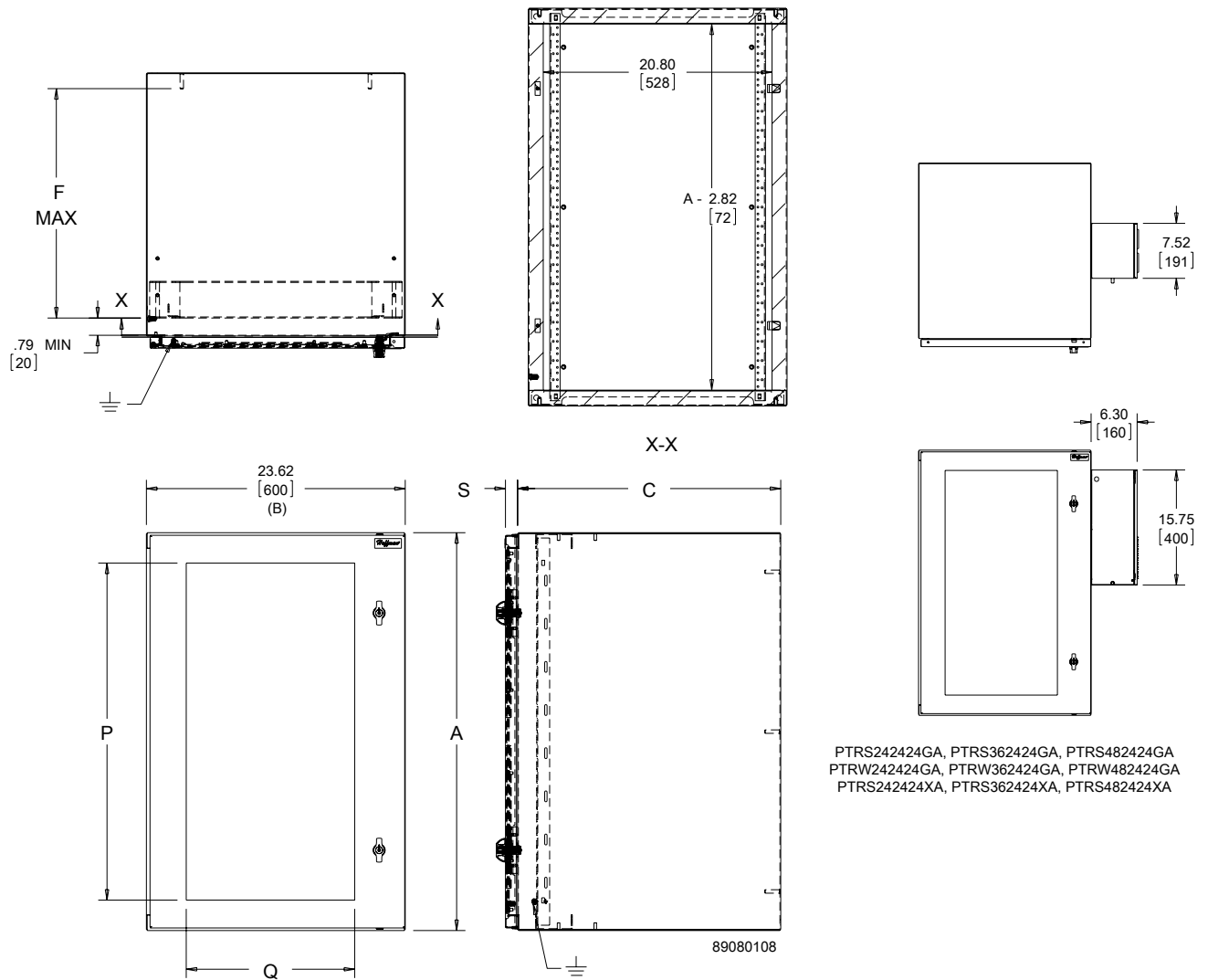


Standard Product    **Solid Door Stainless Steel AC, NEMA Type 4,4X, 12**

Catalog Number	AxBxC in./mm	Rack Units	F in./mm	P in./mm	Q in./mm	S in./mm	Optional Steel Panel	Optional Wood Panel	Additional Rack Angles <sup>a</sup>
PTRS242424XA	24.09 x 23.62 x 24.02 612 x 600 x 610	12	21.32 541	---	---	.80 20	CP2020	CP2020W	PTRA24T or PTRA24S
PTRS362424XA	36.30 x 23.62 x 24.02 922 x 600 x 610	19	21.32 541	---	---	.80 20	CP3220	CP3220W	PTRA36T or PTRA36S
PTRS482424XA	48.62 x 23.62 x 24.02 1235 x 600 x 610	26	21.32 541	---	---	.80 20	CP4420	CP4420W	PTRA48T or PTRA48S

<sup>a</sup>T = tapped 10-32, S = square hole (.375 in. x .375 in.)





Notes



COOLING PERFORMANCE FOR AIR CONDITIONER PACKAGES

PROTEK Air Conditioner calculated cooling performance

AC Performance: 800 BTU/hour or 235 watts

Voltage / Hertz: 115 VAC/60 Hz

Max. Ambient Temperature: 131 F

Min. Ambient Temperature: -40 F

Max. Internal Temperature: 100 F (Allowable)

Cooling Performance    PROTEK Air Conditioner Packages

Ambient Temperature (°F)	Watts (Heat) Dissipated Cabinet Height: 24 in.	Watts (Heat) Dissipated Cabinet Height: 36 in.	Watts (Heat) Dissipated Cabinet Height: 48 in.
130	15	N/A	N/A
120	88	73	59
110	161	154	146
100	234	234	234
90	308	315	322
80	381	396	410
70	454	476	498
60	527	557	586
50	601	637	674
40	674	718	762

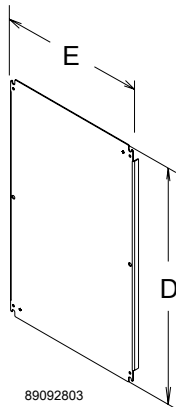
N/A = Not applicable and not recommended in these applications

1 BTU = 3.413 watts

PROTEK WALL-MOUNT CABINET ACCESSORY PANELS

Where equipment mounting space is limited, Accessory Panels increase cabinet capacity by providing a mounting surface for 19-in. equipment and accessories at the back of the cabinet. The panels mount on collar studs provided in the cabinet. Available in painted mild steel.

BULLETIN: CWP, DWDH2



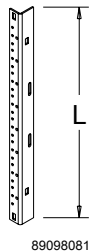
Standard Product

Catalog Number	Panel Size D x E mm/in.	Gauge
CP2014	462 x 310	14
CP2020	462 x 462	12
CP2442	564 x 1021	12
CP3220	762 x 462	12
CP4420	1072 x 462	12
CP5620	1351 x 462	12

PROTEK RACK ANGLES

Square- and tapped-hole rack angles fit into PROTEK single- and double-hinged cabinets.

BULLETIN: DWDH2



Standard Product

Catalog Number	L in./mm	Hole Type	Fits Cabinet Height in./mm	Rack Units
PTRA16T	16.12 409	Tapped	16.00	8
PTRA16S	16.12 409	Square	16.00	8
PTRA24T	23.12 587	Tapped	24.00	12
PTRA24S	23.12 587	Square	24.00	12
PTRA36T	35.32 897	Tapped	36.00	19
PTRA36S	35.32 897	Square	36.00	19
PTRA48T	45.57 1157	Tapped	48.00	26
PTRA48S	45.57 1157	Square	48.00	26
PTRA60T	59.07 1500	Tapped	60.00	32
PTRA60S	59.07 1500	Square	60.00	32