THE GROWING WORLD OF CYBER SECURITY

CYBER SECURITY MARKET SET TO SURGE AS NUMBER OF CONNECTED DEVICES/USERS SOAR

USERS, DEVICES AND DATA ALL ON THE RISE

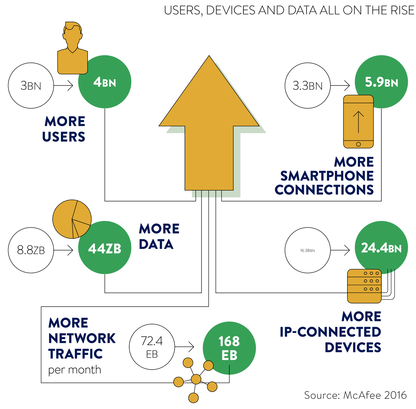

Source: McAfee 2016

GLOBAL CYBER SECURITY MARKET FORECAST

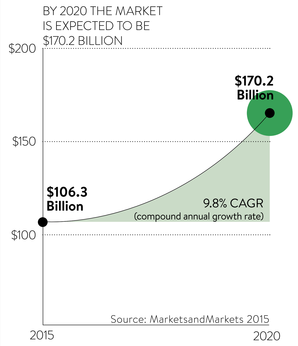

Source: MarketsandMarkets 2015

CYBER INCIDENT MAP BY COUNTRY

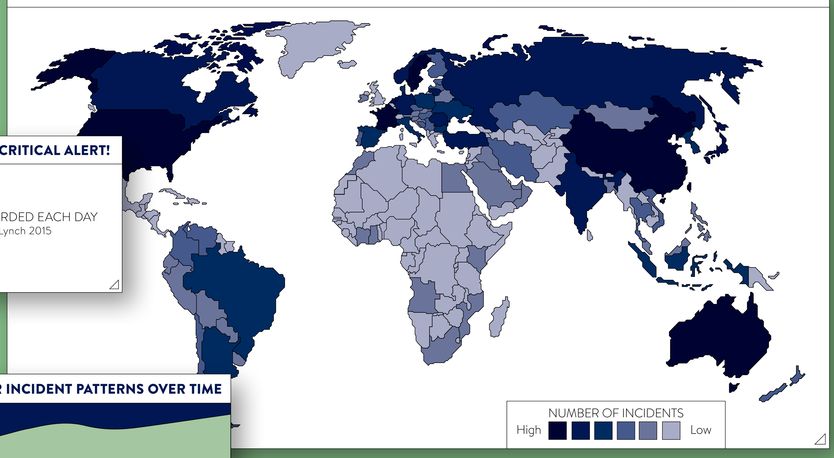

CRITICAL ALERT!

250,000

CYBER ATTACKS ARE RECORDED EACH DAY

Source: Bank of America Merrill Lynch 2015

OK

CYBER INCIDENT PATTERNS OVER TIME

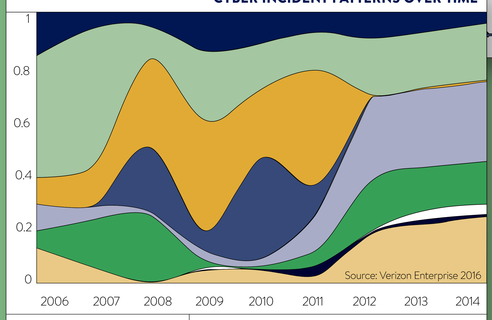

Source: Verizon Enterprise 2016

ATTACK	DESCRIPTION
WEB APP ATTACK	Hackers use stolen credentials or exploit vulnerabilities in web applications
INSIDER MISUSE	Misuse of data by insiders - or outsiders via collusions – to take advantage of systems
PAYMENT CARD SKIMMERS	Physical installment of a 'skimmer' on ATMs or other point-of-sale terminals to steal credit card data
POINT-OF-SALE INTRUSIONS	Attackers compromise servers running point-of-sale apps, with the intention of capturing payment data
DENIAL-OF-SERVICE	Attacks using powerful servers to overwhelm an organisation's systems with malicious traffic
MISCELLANEOUS ERRORS	Any mistake that compromises security, such as posting private data or information accidentally
PHYSICAL THEFT/LOSS	Loss of laptops, USB drives and other information assets
CRIMEWARE	Any use of malware to compromise servers or desktops. Includes phishing
CYBER-ESPIONAGE	State-affiliated actors breach an organisation looking for intellectual property

TOP 5 SECTORS BREACHED IN 2014, BY NUMBER OF IDENTITIES EXPOSED

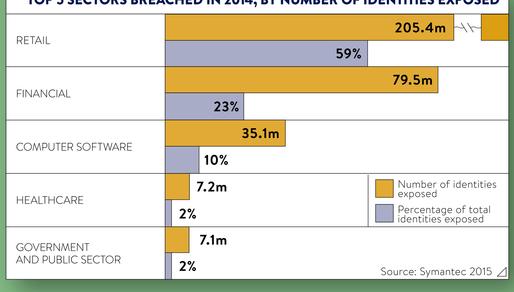

Source: Symantec 2015

ROOT CAUSES FOR DATA BREACHES GLOBALLY



Source: Ponemon Institute/Bank of America Merrill Lynch 2015

COST OF CYBER CRIME

AVERAGE ANNUAL COST TO COMPANIES ($M)

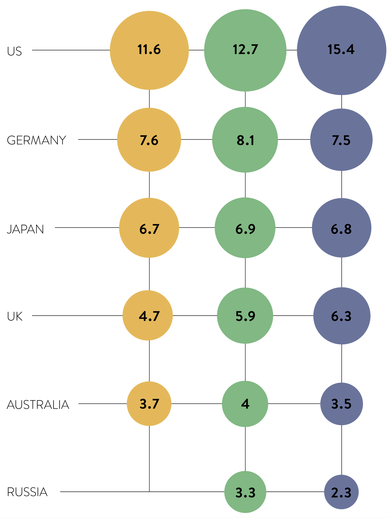

Source: Ponemon Institute 2015

TOP 5 TYPES OF INFORMATION EXPOSED IN DATA BREACHES

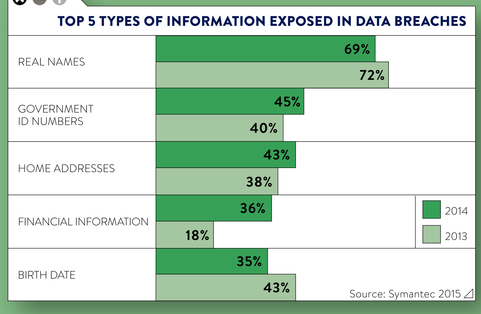

Source: Symantec 2015

'CYBER BREACH' AS A SEARCH TERM ON GOOGLE

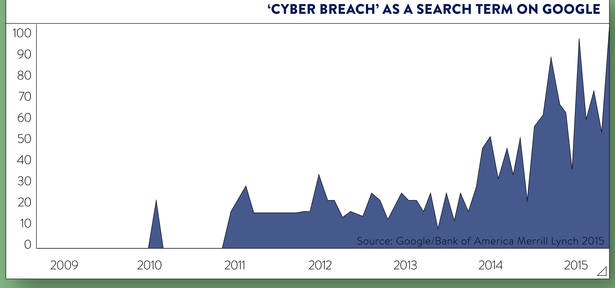

Source: Google/Bank of America Merrill Lynch 2015