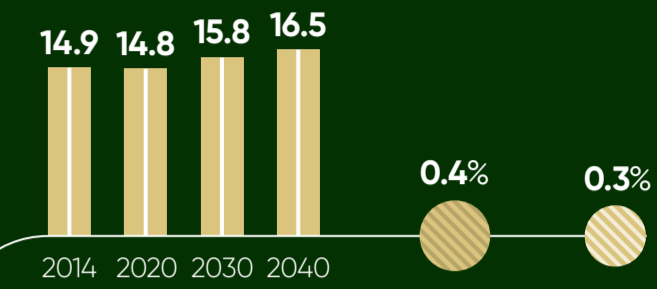
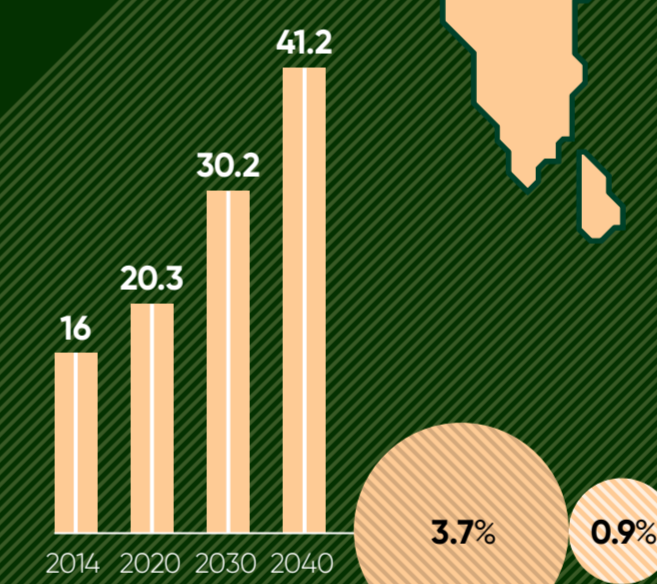
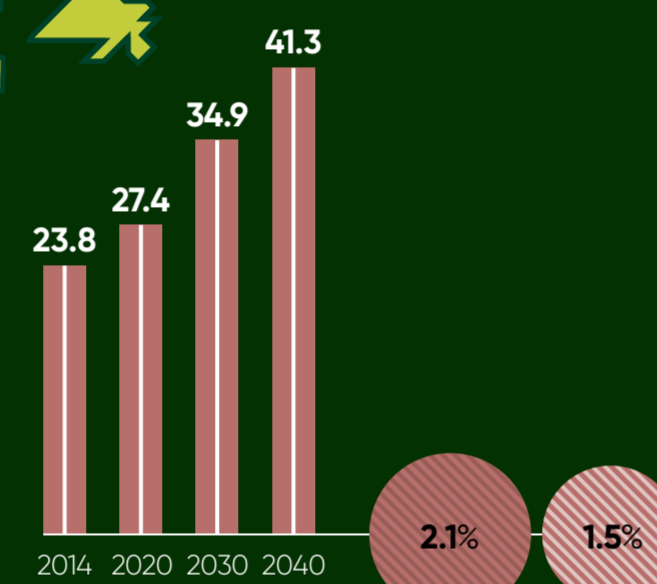
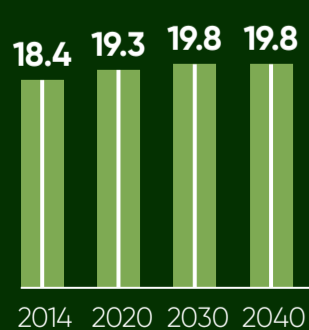




FUTURE OF ENERGY DEMAND

PRIMARY ENERGY DEMAND BY REGION MILLION BARRELS OF OIL EQUIVALENTS PER DAY

- OECD AMERICA
- OECD EUROPE
- OECD ASIA/OCEANIA
- RUSSIA
- CHINA
- INDIA
- OPEC
- Growth per annum 2014-2040
- Population growth per annum 2015-2040



OTHER COUNTRIES

	2014	2020	2030	2040	Growth per annum 2014-2040	Population growth per annum 2015-2040
Other developing countries	39.7	45.5	56.5	69.9	2.2%	-
Developing countries	139.8	162	202.5	240.5	2.1%	1%
Other Eurasia	8.6	9.2	10.4	11.3	1.1%	0%
Eurasia	23.5	24	26.3	27.8	0.6%	-0.1%

WORLD PRIMARY ENERGY DEMAND BY FUEL TYPE MILLION BARRELS OF OIL EQUIVALENTS PER DAY

	2014	2020	2030	2040	Growth per annum 2014-2040
Oil	85.1	90.7	96.7	99.8	0.6%
Coal	77.7	82.7	88.9	91.5	0.6%
Gas	59.6	66.9	84	101.7	2.1%
Nuclear	13.2	15.5	19.5	23.4	2.2%
Hydro	6.6	7.6	8.9	9.9	1.5.2%
Biomass	28.2	30.7	34.6	38.1	1.2%
Other renewables	3.4	5.7	11	17.9	6.6%
TOTAL WORLD	273.9	299.9	343.6	382.1	1.3%

Organization of the Petroleum Exporting Countries (OPEC) 2016