

KOMATSU®

PC200LC-8

(SN A89651 and up)

NET HORSEPOWER
110 kW **148 HP** @ 2000 rpm

OPERATING WEIGHT
23223 – 23503 kg **51,199 – 51,815 lb**

BUCKET CAPACITY
0.50-1.20 m³ **0.66-1.57 yd³**

PC
200
LC

HYDRAULIC EXCAVATOR



Photo may include optional equipment.

WALK-AROUND

Ecology and Economy Features

- ***Low fuel consumption by total control of the engine, hydraulic and electronic system***

Reduces fuel consumption by approx. 10%.
(Compared with the PC200LC-7).

- ***Low Emission Engine***

A powerful, turbocharged and air-to-air aftercooled Komatsu SAA6D107E-1 provides 110 kW **148 HP**. This engine is EPA Tier 3 and EU stage 3A emissions certified, without sacrificing power or machine productivity.

- Economy mode improves fuel consumption
- Eco-gauge for energy-saving operations
- Extended idling caution for fuel conservation

- ***Low Operation Noise***

The dynamic noise is lowered by 2 dB compared with the PC200LC-7, realizing a low noise operation.

General Features

- Innovative cab design
- Slip resistant plates for improved foot traction
- High pressure in-line hydraulic filters
- Standard rearview monitoring system (1 camera)
- OPG top guard level 2 capable with optional bolt-on top guard

Soft Boom Control

- Dampened spool control improves dynamic stability

Large TFT LCD Monitor

- Easy-to-view and use 7" large multi-color monitor
- Can be displayed in 10 languages for global support

TFT : Thin Film Transistor
LCD : Liquid Crystal Display



KOMTRAX equipped machines can send location, SMR and operation maps to a secure website utilizing wireless technology. Machines also relay error codes, cautions, maintenance items, fuel levels, and much more.

Large Comfortable Cab

- Exceptionally low-noise cab
- Low vibration with cab damper mounting
- Highly pressurized cab with auto air conditioner
- Operator seat and console with armrest that enables operations in the appropriate operational posture

Maintenance Features

- Extended replacement interval of engine oil, engine oil filter, and hydraulic filter
- Remote mounted engine oil filter and fuel drain valve for easy access
- Equipped with a 10 micron fuel pre-filter as standard (with water separator)
- Side-by-side cooling concept enables individual cooling modules to be serviced
- Equipped with the EMMS monitoring system
- Equipped with KOMTRAX®

NET HORSEPOWER

110 kW 148 HP @ 2000 rpm

OPERATING WEIGHT

23223 – 23503 kg

51,199 – 51,815 lb

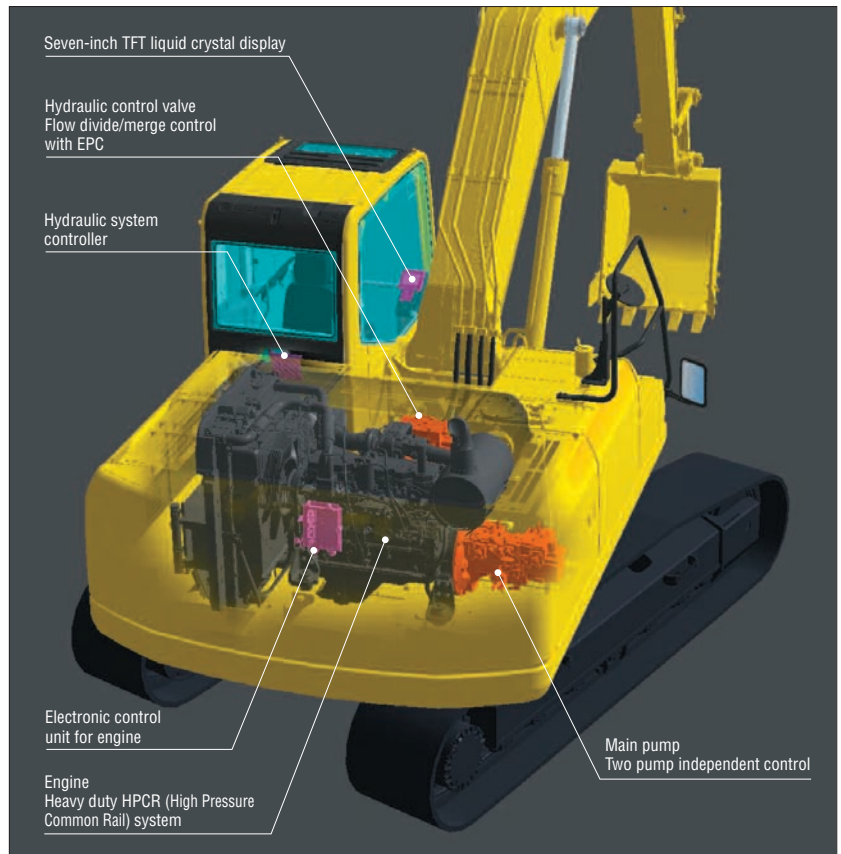
BUCKET CAPACITY0.50 – 1.20 m³0.66 – 1.57 yd³

Photo may include optional equipment.

PRODUCTIVITY FEATURES



Komatsu's new "ecot3" engines are designed to deliver optimum performance under the toughest of conditions, while meeting the latest environmental regulations. This engine is EPA Tier 3 and EU stage 3A emissions certified. "ecot3" - ecology and economy combined with Komatsu technology create a high performance engine without sacrificing power or productivity.



Low Fuel Consumption

The newly-developed Komatsu SAA6D107E-1 [ecot3] engine enables NOx emissions to be significantly reduced with the accurate multi-staged fuel injection by the engine controller. It improves total engine durability using the high-pressure fuel injection system developed specifically for construction machinery. This excavator significantly reduces hourly fuel consumption using the highly-efficient matching techniques of the engine and hydraulic unit and also provides features that promote energy-saving operations such as the E mode and Eco-gauge.

Fuel consumption 10% reduced

Compared with the PC200LC-7 at P mode and 100% working efficiency.

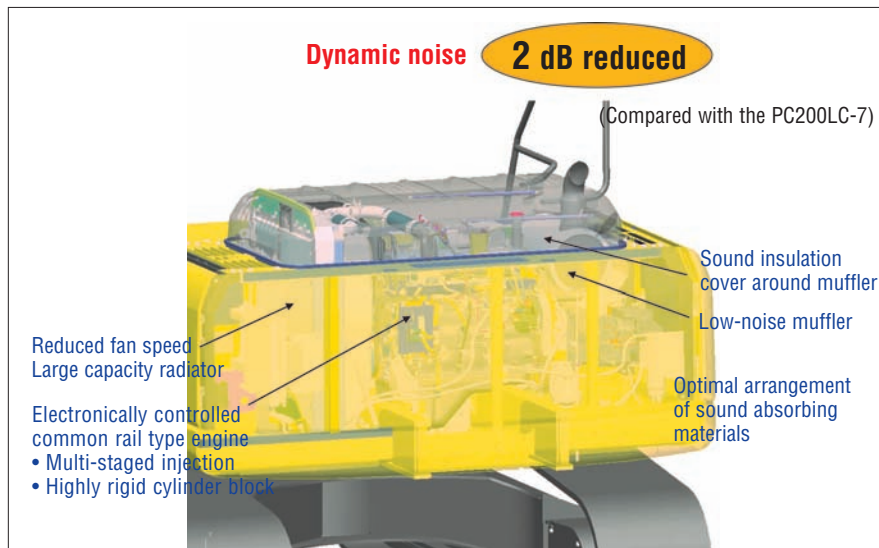
Low Emission Engine

Komatsu SAA6D107E-1 is EPA Tier 3 and EU stage 3A emissions certified, NOx emission are reduced by 29% compared with the PC200LC-7.



Low Operational Noise

Enables low noise operation using the low-noise emitting engine and methods to reduce the noise at source.



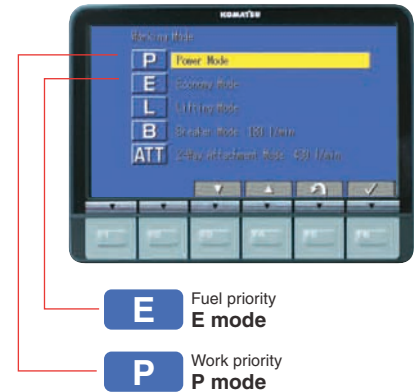
Working Modes Selectable

Two established work modes are further improved.

P mode – Power or work priority mode has improved fuel consumption, while maintaining fast equipment speed and maximum production and power are maintained.

E mode – Economy or fuel priority mode further reduces fuel consumption, but maintains the P-mode-like working equipment speed for light duty work.

You can select Power or Economy modes using a one-touch operation on the monitor panel depending on work loads.



Eco-gauge that Assists Energy-saving Operations

Equipped with the Eco-gauge that can be recognized at glance on the right of the multi-monitor for environment-friendly energy-saving operations.

Allows the operator to maintain work in the green zone and reduce fuel consumption.

Idling Caution

To prevent unnecessary fuel consumption, an idling caution can be displayed on the monitor, if the engine idles for 5 minutes or more.



Eco-gauge

WORKING ENVIRONMENT

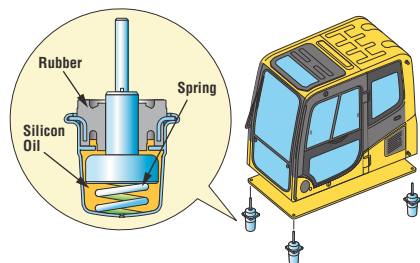


Low Cab Noise

The newly-designed cab is highly rigid and has excellent sound absorption ability. Through improvement of noise source reduction and use of low noise engine, hydraulic equipment, and air conditioner allows this machine to generate a low level of noise similar to that of a modern automobile.

Low Vibration with Cab Damper Mounting

PC200LC-8 uses multi-layer viscous mount system that incorporates a longer stroke and the addition of a spring. The new cab damper mounting combined with high rigidity deck aids vibration reduction at operator seat.



Wide Newly-designed Cab

Newly-designed wide spacious cab includes high-back seat with reclining backrest. The seat height and longitudinal inclination are easily adjusted using a pull-up lever. You can set the appropriate operational posture of armrest together with the console. Reclining the seat further enables you to place it into the fully flat state with the headrest attached.



Pressurized Cab

Automatic air conditioner, air filter and a higher internal air pressure (+6.0 mm Aq +0.2"Aq) minimizes the amount of external dust that enters the cab.

Automatic Air Conditioner

Enables you to easily and precisely set cab temperature with the instruments on the large LCD. The bi-level control function keeps the inside of the cab comfortable from top to bottom throughout the year. This improved air flow function keeps the inside of the cab comfortable throughout the year. Defroster function keeps the cab glass clear.



Lock Lever

Makes all hydraulic cab controls inoperable. Neutral start function allows machine to be started only in lock position.



Large LCD Color Monitor

Large multi-lingual LCD Monitor

A large user-friendly color monitor enables accurate and smooth work. Improved screen visibility is achieved by use of TFT liquid crystal display that can easily be read at various angles and lighting conditions. Simple and easy to operate switches. Industry first function keys facilitate multi-function operations.

Displays data in 10 languages.

Indicators	
1 Auto-decelerator	5 Hydraulic oil temperature gauge
2 Working mode	6 Fuel gauge
3 Travel speed	7 Eco-gauge
4 Engine water temperature gauge	8 Function switches menu

Basic operation switches	
1 Auto-decelerator	4 Buzzer cancel
2 Working mode selector	5 Wiper
3 Travel speed selection	6 Windshield washer

Mode Selection

The multi-Function color monitor has Power mode, Economy mode, Lifting mode, Breaker mode and Attachment mode.

Working Mode	Application	Advantage
P	Power mode	<ul style="list-style-type: none"> Maximum production/power Fast cycle time
E	Economy mode	<ul style="list-style-type: none"> Excellent fuel economy
L	Lifting mode	<ul style="list-style-type: none"> Hydraulic pressure is increased by 7%
B	Breaker operation	<ul style="list-style-type: none"> Optimum engine rpm, hydraulic flow, 1 way
ATT	Attachment mode	<ul style="list-style-type: none"> Optimum engine rpm, hydraulic flow, 2 way

Lifting mode

When the Lifting mode is selected, lifting capacity is increased 7% by raising hydraulic pressure.

Rear-view Camera Display

On the large LCD color monitor, the operator can view the image from one camera that will display areas directly behind the machine. An optional two (2) camera system is available.



Equipment Management Monitoring System (EMMS)

Monitor Function

Controller monitors engine oil level, coolant temperature, battery charge and air filter clogging, etc. If controller finds any abnormality, it is displayed on the LCD.



Maintenance Function

Monitor informs replacement time of oil and filters on LCD when the replacement interval is reached.

Trouble Data Memory Function

Monitor stores abnormalities for effective troubleshooting.



MAINTENANCE FEATURES

Side-by-Side Cooling Modules

Since radiator, aftercooler and oil cooler are arranged in parallel, it is easy to clean, remove and install them. Radiator, aftercooler, and oil coolers made of aluminum have a high cooling efficiency and are easily recycled.



Equipped with the Fuel Pre-filter (with Water Separator)

Removes water and contaminants in the fuel. (With built-in priming pump).



Washable Cab Floor Mat

The PC200LC-8's cab floor mat is easy to keep clean. The gently inclined surface has a flanged floor mat and drainage holes to facilitate runoff.

Easy Access to Engine Oil Filter and Fuel Drain Valve

Engine oil filter and fuel drain valve are remote mounted to improve accessibility.



Equipped with the Eco-Drain Valve as Standard

Provides for easier and cleaner engine oil changes.




Large-Capacity Fuel Tank with Rustproof Treatment

400-liter **106 U.S. gal** high-capacity fuel tank. Effective corrosion resistance using rustproof treatment.

Sloping Track Frame

Reduces dirt and sand from accumulating and allows easy mud removal.



Gas Assisted Engine Hood Damper Cylinders

The engine hood can be easily opened and closed with the assistance of the gas assisted engine hood damper cylinders.



Long-life Oil, Filter

Uses high-performance filtering materials and long-life oil. Extends the oil and filter replacement interval.



Hydraulic oil filter (Eco-white element)

Engine oil & Engine oil filter	every 500 hours
Hydraulic oil	every 5000 hours
Hydraulic oil filter	every 1000 hours

Air Conditioner Filter

The air conditioner filter is removed and installed without the use of tools facilitating easy filter maintenance.



Internal air conditioner filter



External air conditioner filter

High-Pressure In-Line Hydraulic Filters

The PC200LC-8 has high pressure in-line hydraulic filters installed at the pump discharge ports to provide additional hydraulic system protection from contamination due to the unlikely event of a pump failure.

Extended Work Equipment Greasing Interval

High quality BMRC bushings and resin shims are installed in the work equipment excluding bucket, extending greasing interval to 500 hours.



Photo's may include optional equipment.

SPECIFICATIONS



ENGINE

Model..... Komatsu SAA6D107E-1*
 Type..... Water-cooled, 4-cycle, direct injection
 Aspiration..... Turbocharged and aftercooled
 Number of cylinders..... 6
 Bore..... 107 mm **4.21"**
 Stroke..... 124 mm **4.88"**
 Piston displacement..... 6.69 ltr **408 in³**
 Horsepower
 SAE J1995..... Gross 116 kW **155 HP**
 ISO 9249/SAE J1349..... Net 110 kW **148 HP**
 Rated rpm..... 2000 rpm
 Fan drive type..... Mechanical
 Governor..... All-speed, electronic
 *EPA Tier 3 and EU stage 3A emissions certified.



HYDRAULIC SYSTEM

Type..... HydraulMind
 (Hydraulic Mechanical Intelligence New Design)
 closed-center system with load sensing
 valves and pressure compensated valves
 Number of selectable working modes..... 5
 Main pump:
 Type..... Variable displacement piston type
 Pumps for..... Boom, arm, bucket, swing, and travel circuits
 Maximum flow..... 439 ltr/min **116 U.S. gal/min**
 Supply for control circuit..... Self-reducing valve
 Hydraulic motors:
 Travel..... 2 x axial piston motors with parking brake
 Swing..... 1 x axial piston motor with swing holding brake
 Relief valve setting:
 Implement circuits..... 37.3 MPa 380 kg/cm² **5,400 psi**
 Travel circuit..... 37.3 MPa 380 kg/cm² **5,400 psi**
 Swing circuit..... 28.9 MPa 295 kg/cm² **4,190 psi**
 Pilot circuit..... 3.2 MPa 33 kg/cm² **470 psi**
 Hydraulic cylinders:
 Number of cylinders—bore x stroke x rod diameter
 Boom..... 2 – 130 mm x 1334 mm x 90 mm **5.1" x 52.5" x 3.5"**
 Arm..... 1 – 135 mm x 1490 mm x 95 mm **5.3" x 58.7" x 3.7"**
 Bucket..... 1-115 mm x 1120 mm x 80 mm **4.5" x 44.1" x 3.2"**



DRIVES AND BRAKES

Steering control..... Two levers with pedals
 Drive method..... Hydrostatic
 Maximum drawbar pull..... 178 kN 18200 kg **40,120 lb**
 Gradeability..... 70%, 35°
 Maximum travel speed: High..... 5.5 km/h **3.4 mph**
 (Auto-shift) Mid..... 4.1 km/h **2.5 mph**
 Low..... 3.0 km/h **1.9 mph**
 Service brake..... Hydraulic lock
 Parking brake..... Mechanical disc brake



SWING SYSTEM

Drive method..... Hydrostatic
 Swing reduction..... Planetary gear
 Swing circle lubrication..... Grease bathed
 Service brake..... Hydraulic lock
 Holding brake/Swing lock..... Mechanical disc brake
 Swing speed..... 12.4 rpm
 Swing torque..... 6900 kg•m **49,907 ft. lbs.**



UNDERCARRIAGE

Center frame..... X-frame
 Track frame..... Box-section
 Track type..... Sealed track
 Track adjuster..... Hydraulic
 No. of shoes..... 49 each side
 No. of carrier rollers..... 2 each side
 No. of track rollers..... 9 each side



COOLANT AND LUBRICANT CAPACITY (REFILLING)

Fuel tank..... 400 ltr **105.7 U.S. gal**
 Coolant..... 20.4 ltr **5.4 U.S. gal**
 Engine..... 23.1 ltr **6.1 U.S. gal**
 Final drive, each side..... 3.3 ltr **0.9 U.S. gal**
 Swing drive..... 6.6 ltr **1.7 U.S. gal**
 Hydraulic tank..... 135 ltr **35.7 U.S. gal**



OPERATING WEIGHT (APPROXIMATE)

Operating weight, including 5700 mm **18'8"** one-piece boom, 2925 mm **9'7"** HD arm, SAE heaped 1.02 m³ **1.34 yd³** bucket, rated capacity of lubricants, coolant, full fuel tank, operator, and standard equipment.

Triple Grouser Shoes	Operating Weight	Ground Pressure
700 mm 28"	23223 kg 51,199 lb	0.43 kg/cm ² 6.17 psi
800 mm 31.5"	23503 kg 51,815 lb	0.38 kg/cm ² 5.46 psi



WORKING FORCES

	Arm	2410 mm 7'11"	2925 mm 9'7"
SAE rating	Bucket digging force at power max.	138 kN 14100 kgf/ 31,080 lb	138 kN 14100 kgf/ 31,080 lb
	Arm crowd force at power max.	124 kN 12600 kgf/ 27,780 lb	101 kN 10300 kgf/ 22,710 lb
ISO rating	Bucket digging force at power max.	149 kN 15200 kgf/ 33,510 lb	149 kN 15200 kgf/ 33,510 lb
	Arm crowd force at power max.	127 kN 13000 kgf/ 28,660 lb	108 kN 11000 kgf/ 24,250 lb

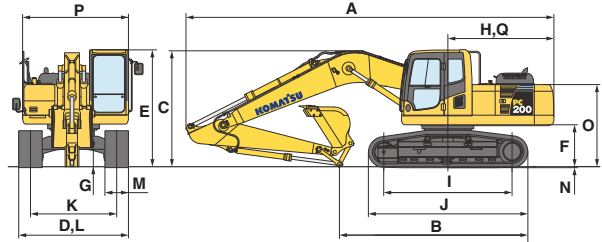
PC200LC-8 HYDRAULIC EXCAVATOR

SPECIFICATIONS (CONTINUED)

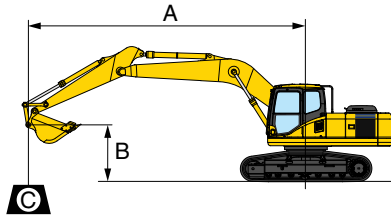


DIMENSIONS

	Arm Length	2410 mm	7'11"	2925 mm	9'7"
A	Overall length	9495 mm	31'2"	9625 mm	31'7"
B	Length on ground (transport)	5885 mm	19'4"	5000 mm	16'5"
C	Overall height (to top of boom)	3190 mm	10'6"	2970 mm	9'9"
D	Overall width	3000 mm	9'10"	3180 mm	10'5"
E	Overall height (to top of cab)	3040 mm	10'0"	3040 mm	10'0"
F	Ground clearance, counterweight	1085 mm	3'7"	1085 mm	3'7"
G	Ground clearance (minimum)	440 mm	1'5"	440 mm	1'5"
H	Tail swing radius	2750 mm	9'0"	2940 mm	9'8"
I	Track length on ground	3275 mm	10'9"	3665 mm	12'0"
J	Track length	4070 mm	13'4"	4450 mm	14'7"
K	Track gauge	2200 mm	7'3"	2380 mm	7'10"
L	Width of crawler	3000 mm	9'10"	3180 mm	10'5"
M	Shoe width	800 mm	31.5"	800 mm	31.5"
N	Grouser height	25 mm	1.0"	25 mm	1.0"
O	Machine cab height	2095 mm	6'10"	2095 mm	6'10"
P	Machine cab width	2710 mm	8'11"	2710 mm	8'11"
Q	Distance, swing center to rear end	2710 mm	8'11"	2910 mm	9'7"



LIFTING CAPACITY



- A: Reach from swing center
- B: Bucket hook height
- C: Lifting capacity
- Cf: Rating over front
- Cs: Rating over side
- ⊗: Rating at maximum reach

Conditions:

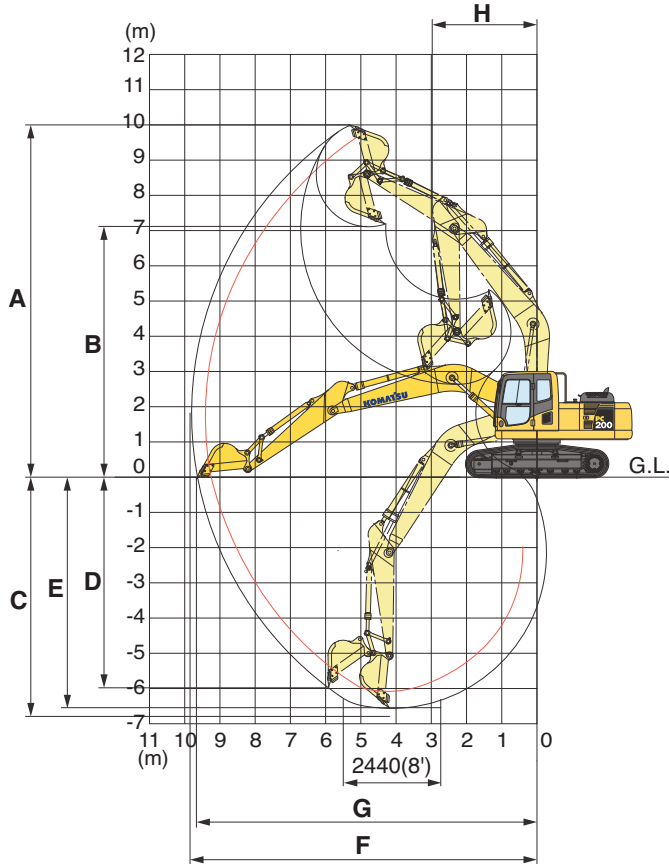
- Shoe: 800 mm 31.5"
- Boom length 5700 mm 18'8"
- Bucket 0.8 m³ 1.05 yd³ (SAE heaped)
– Bucket weight: 635 kg 1,400 lb.
- Lifting mode: On

Heavy-Duty Arm 2925 mm 9'7"											Unit: kg/lb	
B	A		3.0 m 10'		4.6 m 15'		6.1 m 20'		7.6 m 25'		⊗ MAX	
	Cf	Cs	Cf	Cs	Cf	Cs	Cf	Cs	Cf	Cs	Cf	Cs
7.6 m 25'							*3550 *7,800	*3550 *7,800			*2900 *6,450	*2900 *6,450
6.1 m 20'							*5300 *11,750	*5300 *11,750			*2750 *6,100	*2750 *6,100
4.6 m 15'					*6650 *14,750	*6650 *14,750	*6050 *13,350	5500 12,100	*4500 *9,950	3750 8,300	*2750 *6,150	*2750 *6,150
3.0 m 10'			*13900 *30,700	*13900 *30,700	*8950 *19,800	8200 18,050	*7150 *15,750	5200 11,500	5750 12,650	3650 8,050	*2900 *6,450	*2900 *6,450
1.5 m 5'			*7300 *16,150	*7300 *16,150	11250 24,850	7600 16,800	7950 17,600	4950 10,950	5600 12,350	3500 7,750	*3200 *7,100	2900 6,450
0 m 0'			*8250 *18,200	*8250 *18,200	12400 27,400	7250 16,000	7750 17,100	4750 10,500	5500 12,100	3400 7,550	*3750 *8,250	2950 6,550
-1.5 m -5'	*7200 *15,950	*7200 *15,950	*11650 *25,700	*11650 *25,700	12250 27,050	7100 15,750	7650 16,850	4650 10,300	5450 12,000	3350 7,450	*4650 *10,300	3200 7,150
-3.0 m -10'	*11050 *24,400	*11050 *24,400	*16750 *36,950	14100 31,100	12300 27,150	7150 15,850	7650 16,900	4650 10,350			6250 13,750	3850 8,550
-4.6 m -15'			*15250 *33,600	14500 32,000	10550 23,300	7300 16,100					*8350 *18,400	5500 12,100

*Load is limited by hydraulic capacity rather than tipping. Ratings are based on ISO standard No. 10567. Rated loads do not exceed 87% of hydraulic lift capacity or 75% of tipping load.

WORKING RANGES

WORKING RANGE



Arm		2410 mm 7'11"	2925 mm 9'7"
A	Max. digging height	9800 mm 32'2"	10000 mm 32'10"
B	Max. dumping height	6890 mm 22'7"	7110 mm 23'4"
C	Max. digging depth	6095 mm 20'0"	6620 mm 21'9"
D	Max. vertical wall digging depth	5430 mm 17'10"	5980 mm 19'7"
E	Max. digging depth of cut for 8' level	5780 mm 19'0"	6370 mm 20'11"
F	Max. digging reach	9380 mm 30'9"	9875 mm 32'5"
G	Max. digging reach at ground level	9190 mm 30'2"	9700 mm 31'10"
H	Min. swing radius	3090 mm 10'2"	3040 mm 10'0"

BACKHOE BUCKET, ARM, AND BOOM COMBINATION

Bucket Type	Bucket			Arms		
	Capacity	OLW	Weight	2410 mm 7'11"	2925 mm 9'7"	3900 mm 12'9"
Komatsu TL	0.50 m ³ 0.66 yd ³	610 mm 24"	605 kg 1,334 lb	V	V	V
	0.67 m ³ 0.88 yd ³	762 mm 30"	689 kg 1,518 lb	V	V	V
	0.85 m ³ 1.11 yd ³	914 mm 36"	780 kg 1,719 lb	V	V	W
	1.02 m ³ 1.34 yd ³	1067 mm 42"	857 kg 1,890 lb	V	W	Y
	1.20 m ³ 1.57 yd ³	1219 mm 48"	949 kg 2,092 lb	W	X	Z
Komatsu GSK	0.50 m ³ 0.66 yd ³	610 mm 24"	538 kg 1,187 lb	V	V	V
	0.67 m ³ 0.88 yd ³	762 mm 30"	661 kg 1,457 lb	V	V	V
	0.85 m ³ 1.11 yd ³	914 mm 36"	753 kg 1,659 lb	V	V	W
	1.02 m ³ 1.34 yd ³	1067 mm 42"	822 kg 1,812 lb	V	W	X
	1.20 m ³ 1.57 yd ³	1219 mm 48"	921 kg 2,030 lb	W	X	Y
Komatsu HP	0.50 m ³ 0.66 yd ³	610 mm 24"	652 kg 1,437 lb	V	V	V
	0.67 m ³ 0.88 yd ³	762 mm 30"	763 kg 1,681 lb	V	V	V
	0.85 m ³ 1.11 yd ³	914 mm 36"	868 kg 1,913 lb	V	V	X
	1.02 m ³ 1.34 yd ³	1067 mm 42"	950 kg 2,095 lb	V	W	Y
	1.20 m ³ 1.57 yd ³	1219 mm 48"	1066 kg 2,349 lb	X	Y	Z
Komatsu HPS	0.50 m ³ 0.66 yd ³	610 mm 24"	724 kg 1,597 lb	V	V	V
	0.67 m ³ 0.88 yd ³	762 mm 30"	840 kg 1,851 lb	V	V	V
	0.85 m ³ 1.11 yd ³	914 mm 36"	962 kg 2,120 lb	V	V	X
	1.02 m ³ 1.34 yd ³	1067 mm 42"	1061 kg 2,339 lb	W	X	Y
	1.20 m ³ 1.57 yd ³	1219 mm 48"	1193 kg 2,630 lb	X	Y	Z
Komatsu HPX	0.50 m ³ 0.66 yd ³	610 mm 24"	824 kg 1,817 lb	V	V	V
	0.67 m ³ 0.88 yd ³	762 mm 30"	939 kg 2,071 lb	V	V	V
	0.85 m ³ 1.11 yd ³	914 mm 36"	1061 kg 2,340 lb	V	W	X
	1.02 m ³ 1.34 yd ³	1067 mm 42"	1161 kg 2,559 lb	W	X	Z
	1.20 m ³ 1.57 yd ³	1219 mm 48"	1293 kg 2,850 lb	X	Y	Z

V – Used with weights up to 3,500 lb/yd³, W – Used with weights up to 3,000 lb/yd³, X – Used with weights up to 2,500 lb/yd³, Y – Used with weights up to 2,000 lb/yd³, Z – Not useable
 Comments: When using any quick coupler or other attachment equipment, there is an increased risk of the bucket hitting the cab. Check bucket cab clearance before operating machine.
 *See the Operation & Maintenance Manual for detailed bucket installation instructions.



STANDARD EQUIPMENT (BEGINNING WITH S/N A88566 AND C62001)

- Alternator, 50 Ampere, 24V
- AM/FM Radio
- Auto air conditioner with defroster
- Auto-Decel
- Automatic deaeration system for fuel line
- Automatic engine warm-up system
- Batteries, large capacity
- Boom and arm holding valve
- Cab
- Console mounted arm rest
- Counterweight 5050 kg **11,133 lb**
- Deckguards, revolving frame
- Dry type air cleaner, double element
- Electric horn
- EMMS monitoring system
- Engine, Komatsu SAA6D107E-1
- Engine overheat prevention system
- Extended work equipment grease interval
- Fuel system pre-filter 10 micron
- High back suspension seat
- High pressure in-line filters
- Hydraulic track adjusters (each side)
- KOMTRAX®
- Lock lever
- Mirrors, LH (1), RH (2)
- Multi-function color monitor
- Pattern change valve (S/N A89400 and up)
- Power maximizing system
- PPC hydraulic control system
- Pump/engine room partition
- Radiator and oil cooler dust net
- Rear view camera
- Revolving frame undercovers
- Seat belt, retractable 76 mm **3"**
- Seat, suspension, high back
- Service valve (1 additional)
- Shoes, triple grouser: 800 mm **31.5"**
- Skylight
- Slip resistant plates
- Starting motor 5.5 kW
- Suction fan
- Thermal and fan guards
- Track frame undercover
- Track guiding guard, center section
- Travel alarm
- Working light, 2 (boom and RH)
- Working mode selection system



OPTIONAL EQUIPMENT

- Air ride suspension seat
- Arms
 - 2410 mm **7'11"** arm assembly
 - 2925 mm **9'7"** HD arm assembly
 - 2925 mm **9'7"** HD arm with piping
 - 3900 mm **12'9"** arm assembly
- Bolt-on top guard, (Operator Protective Guards level 2)
- Boom
 - 5700 mm **18'8"** boom assembly
 - 5700 mm **18'8"** HD arm with piping
- Convertor, 12V
- Full front guard, Level 1
- Full front guard, Level 2
- Hydraulic control units
- Rain visor
- Shoes, triple grouser
 - 700 mm **28"**
- Straight travel pedal
- Sun visor
- Track roller guards (full length)
- Working lights, 2 on cab



ATTACHMENT OPTIONS

- Cab air precleaner
- Grade control systems
- Hydraulic couplers
- Hydraulic kits, field installed
- Super long fronts
- PSM thumbs
- Rockland thumbs
- Vandalism protection guards with storage box
- Waste handler package

For a complete line up of available attachments, please contact your local Komatsu distributor

AESS748-02

©2011 Komatsu America Corp. Printed in USA

AD8(2.5M)OSP

8/11 (EV-1)

KOMATSU®

www.KomatsuAmerica.com



Komatsu America Corp. is an authorized licensee of Komatsu Ltd. Materials and specifications are subject to change without notice. **KOMATSU®** is a registered trademark of Komatsu Ltd., Japan. **KOMTRAX®** is a registered trademark of Komatsu America Corp.