

Technical Datasheet

Cable Tray System



Cable Tray, light

perforated, with integrated splice plate

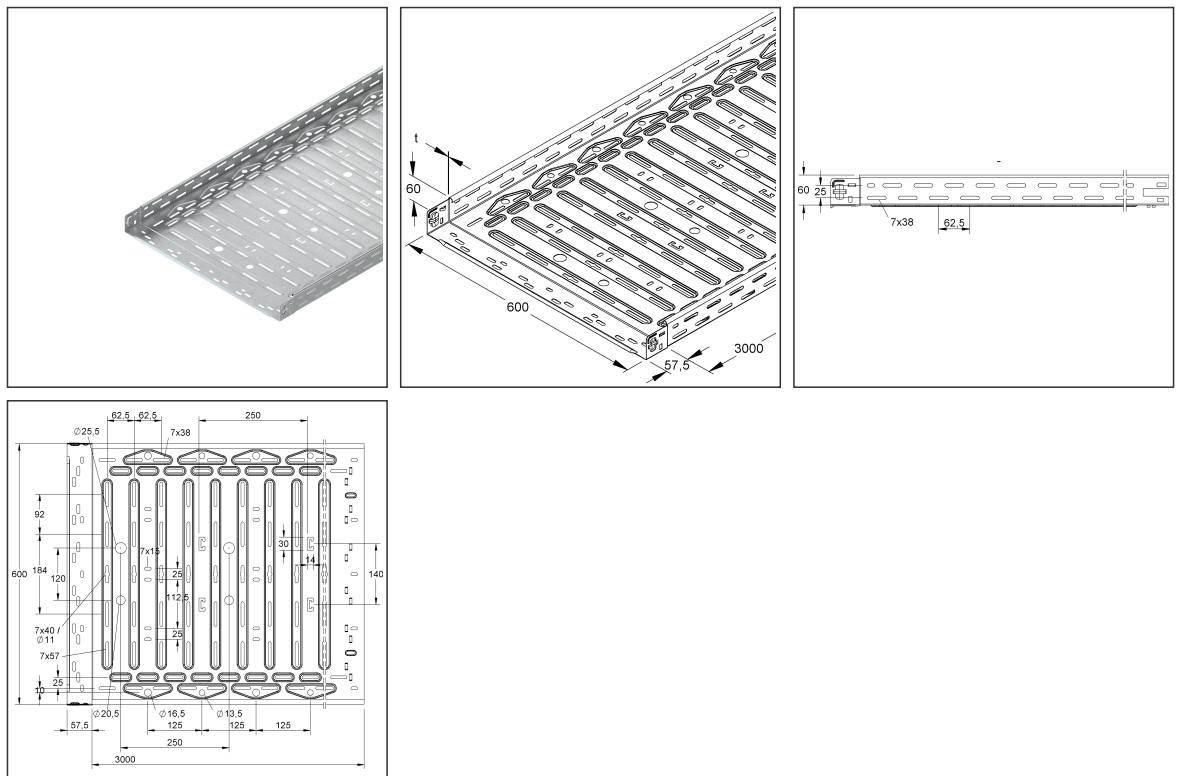

RLVC 60.600 nx **CITO**Line

EAN Code: 4013339948222

Smallest packaging unit: 2 x 3 m

quantity unit: m M

the photorealistic images are to be considered as reference images



Article Description

Cable tray, perforated, w. integrated splice plate, 60x600x3000mm, CITO, steel, pre-galvanised according to DIN EN 10346

Technical Datasheet

Cable Tray System

RLVC 60.600 nx **CITO**Line

the photorealistic images are to be considered as reference images

Excl. Accessories

exclusive bolting	Please order the necessary screws for the joint separately. Requirement: 4 pieces FLM 6X12 per joint
-------------------	---

Additional Price Information

Article group	N13
quantity unit	m

Weight

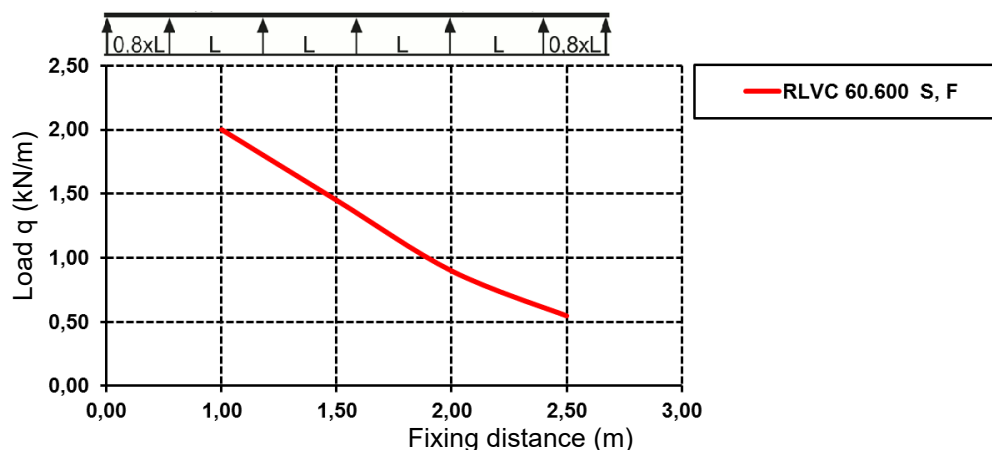
Weight per quantity unit	4,999 kg / m
Weight in kg per 100	500 kg / 100m

Physical Article Dimensions

Height	65.40 mm
Width	603.80 mm
Depth/length	3058 mm

Load Specifications

Load diagram: q = evenly distributed cable load (tested acc. to DIN EN IEC 61537)



Packing Dimension

6 meters = 1 bundle		✓ VP1-smallest packaging unit (PU)	✓ VP1-preferred PU		
Lenght	3058 mm	Width	609 mm	Height	71.00 mm
Gross weight	30 kg	Volume	0,131 m ³		
Min. quantity	6.00 m	Max. Quantity	6.00 m		
108 meters = 1 rack					
Lenght	3058 mm	Width	1162 mm	Height	1120 mm
Gross weight	638 kg	Volume	3,979 m ³		
Min. Quantity	108.00 m	Max. Quantity	108.00 m		

Technical Datasheet

Cable Tray System

RLVC 60.600 nx **CITO**Line

the photorealistic images are to be considered as reference images

Tender Text

Cable tray, light, acc. to DIN EN 61537, with stamped splice plate for screwless quick fastening and with offset bottom and side perforation for continuous fastening and installation of the system components, bottom additionally beaded and with continuous central keyhole perforation for suspension with threaded rods M 10/... additionally a four-row perforation in the bottom, arranged symmetrically from the centre, allows cable glands to be accommodated, two rows of T-outlets, also arranged symmetrically in the bottom, allow cable ties to be fastened quickly by looping them in from above (no threading required). For use in functional maintenance, please observe additional regulations! Please order the required mounting accessories for function maintenance 4x FLM 6X12 separately!

VDE certified!

Dimensions (approx. dimensions)

Height H x width W : 60 x 600 mm

Material thickness t : 0.9 mm

Keyhole perforation : 7 x 40 mm and Ø 11 mm

distance : 62.5 mm

inner symmetrical bottom hole row : Ø 20.5 mm and Ø 25.5 mm

symmetrical distance : 120 mm

distance : 250 mm

outer symmetrical bottom hole row : Ø 13.5 mm and Ø 16.5 mm

symmetrical distance : 545 mm

distance : 125 mm

T-outlets : 14 x 30 mm

symmetrical distance : 140 mm

Distance : 250 mm

Delivery length L : 3000 mm

Usable cross section : 35800 mm²

Material : steel, pre-galvanised acc. to DIN EN 10346

NIEDAX Model No.: RLVC 60.600

EP material _____ EP wage _____

Unit price/meter

Safety & Environment

REACH Date	25.06.2025
REACH Info	Conformable
RoHS Info	Conformable

Origin & International Trade

Country of origin	DE
Customs tariff number	73089059

Technical Datasheet

Cable Tray System

RLVC 60.600 nx **CITO**Line

the photorealistic images are to be considered as reference images

Related items

Cover

Model No.	Description
RD 600	Cover for cable tray/-ladder, with joint strip, 602x3000 mm, steel, pre-galvanised according to DIN EN 10346
RDHF 9 E2	Cover clamp, stainless steel, material code: 1.4310
RDHK 60 E2	Cover retaining clamp, height 58 mm, stainless steel, material code: 1.4310
RDRS 9	Turning bolt with locking nut acc. to DIN EN ISO 10511, steel, pre-galvanised according to DIN EN 10346, incl. accessories
RDV 600	Cover for cable tray/-ladder, with joint strip, 602x3000 mm, steel, pre-galvanised according to DIN EN 10346

Barrier strip

Model No.	Description
RW 50	Barrier strip, 47x3000 mm, t=0,75 mm, steel, pre-galvanised according to DIN EN 10346, incl. accessories
RW 60	Barrier strip, 55x3000 mm, t=0,75 mm, steel, pre-galvanised according to DIN EN 10346, incl. accessories