

Cable Ladder

made of oval, closed tubular profile bars and welded, closed, oval rungs

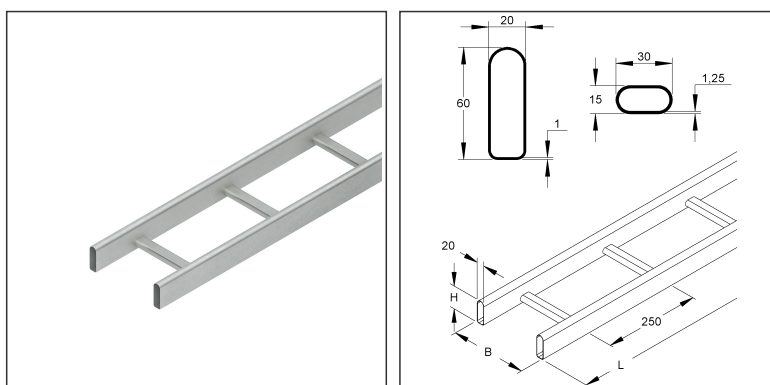

KRO 60.325 F

EAN Code: 4013339846986

Smallest packaging unit: 6 m

quantity unit: m M

the photorealistic images are to be considered as reference images



Article Description

Cable ladder, 60x300x6000 mm, with closed, oval rungs, steel, hot dip galvanised DIN EN ISO 1461

Additional Price Information

Article group	N13
quantity unit	m

Weight

Weight per quantity unit	3,304 kg / m
Weight in kg per 100	330 kg / 100m

Physical Article Dimensions

Height	60.00 mm
Width	300 mm
Depth/length	6000 mm

Technical Datasheet

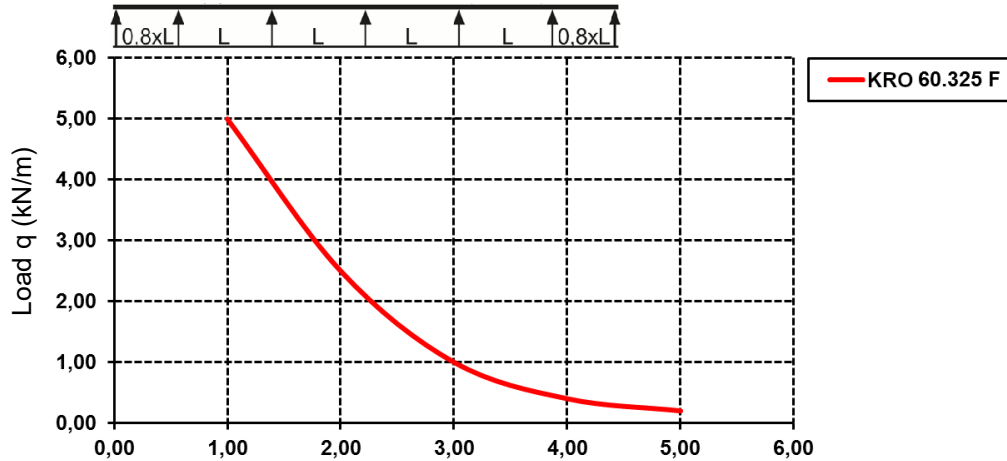
Cable Ladder System

KRO 60.325 F

the photorealistic images are to be considered as reference images

Load Specifications

Load diagram: q = evenly distributed cable load (tested acc. to DIN EN IEC 61537)



Fixing distance (m)

The load details shown in the diagram are independent of the position of the connectors.

Packing Dimension

6 meters = 1 piece

✓ VP1-smallest packaging unit (PU) ✓ VP1-preferred PU

Lenght	6000 mm	Width	300 mm	Height	60.00 mm
Gross weight	20 kg	Volume	0,108 m ³		
Min. quantity	6.00 m	Max. Quantity	6.00 m		

Tender Text

Cable ladder, acc. to DIN EN 61537, side beams made of hollow profiles, with welded-on, closed, oval rungs.

Dimensions (approx. dimensions) H x W : 60 x 300 mm

Material thickness : 1 mm Rung

distance : 250 mm

Delivery length L : 6000 mm

Usable cross-section : 9880 mm²

Material : Steel, hot-dip galvanised acc. to DIN EN ISO 1461

NIEDAX Model No. : KRO 60.325 F

EP Material _____ EP Wage _____

Unit price/meter

Safety & Environment

REACH Date	25.06.2025
REACH Info	Conformable
RoHS Info	Conformable

Origin & International Trade

Country of origin	DE
Federal State of Origin	RP
Customs tariff number	73089059

Technical Datasheet

Cable Ladder System

KRO 60.325 F

the photorealistic images are to be considered as reference images

Related items

Cover

Model No.	Description
KRD 300 F	Cover for cable ladder, width 306 mm, steel, hot dip galvanised DIN EN ISO 1461
KRDBK 60 F	Cover fastening clamp, steel, hot dip galvanised DIN EN ISO 1461

Barrier strip

Model No.	Description
KRTB 6 F	Fastening element for barrier strip/ mounting plate, steel, hot dip galvanised DIN EN ISO 1461
RW 35 F	Barrier strip, 30x3000 mm, t=0,75 mm, steel, hot dip galvanised DIN EN ISO 1461, incl. accessories

Connector

Model No.	Description
KRLV 60 F	Splice plate, steel, hot dip galvanised DIN EN ISO 1461