

20
20

American Conservatory Theater's

A CHRISTMAS CAROL

ON AIR


ACTIVITY BOOK





Top: Ken Ruta as Ghost of Jacob Marley
Middle: James Carpenter as Ebenezer Scrooge
Bottom: Catherine Castellanos as Ghost of Christmas Present

How to use this book



Welcome to A.C.T.'s *A Christmas Carol: On Air*! This book is designed to enhance your family's interactive listening experience with the audio play.

The book is divided into three sections. The first comprises activities to do before you listen to A.C.T.'s *A Christmas Carol: On Air*. Some of the activities are great for preparing kids to engage with the interactive elements of the radio play, and others are excellent ways to get into the holiday spirit. If you run out of time before the show, don't worry! These activities are fun to do at any time.

The second section provides activities that kids can engage with while they listen to the play. There will be prompts on the screen for all kinds of interactive opportunities, some of which will be things to do in the book.

And after the show, there are some activities to help kids reflect on the story. There are also resources for parents who may want to begin conversations with their kids about some of the complex topics covered in the play.

In our current moment, connecting to each other is more important than ever. We invite you to be an engaged member of the A.C.T. community by sharing your experience of *A Christmas Carol: On Air* on social media and tagging @ACTSanFrancisco. We want to hear your stories, see your pictures, and celebrate your children's drawings right alongside you.

However you choose to engage, we hope you enjoy!

ACTIVITY BOOK CREATIVE TEAM

Editor-in-Chief	Allie Moss
Layout and Artwork	Laura Clatterbuck, Dani Karonis
Contributors	Kimberly Rhee, Daniel Feyer, Cindy Goldfield
Mail Coordinator	Sarah Gray


The story of *A Christmas Carol*

Charles Dickens's *A Christmas Carol* is the story of a rich, greedy old man named Ebenezer Scrooge. We meet Scrooge on Christmas Eve. He is at his counting house, where he works as a moneylender, along with his employee Bob Cratchit. Scrooge's nephew Fred arrives to invite his uncle for Christmas dinner, but Scrooge tells him to go away. When it is finally time to leave for the night, Bob Cratchit hurries home to spend Christmas with his family. Scrooge goes to his own lonely, gloomy house—and when he gets there, he thinks he sees his doorknocker transform into a face! It looks like the face of Jacob Marley, who used to be Scrooge's business partner, but who died seven years earlier. Scrooge dismisses the idea as nonsense, but then, the ghost of Jacob Marley appears in Scrooge's bedroom! He tells Scrooge that they were both very selfish, and that Scrooge has a chance to redeem himself while he's alive. Marley informs Scrooge that he will be visited by three spirits.

The first spirit to visit is the Ghost of Christmas Past. They show Scrooge memories from when he was younger. The spirit reminds him of happier Christmases, and also helps him think about things he might have done differently in his life if he could do it over again. Then, Scrooge is visited by the Ghost of Christmas Present. They take Scrooge to his nephew's house, where Scrooge sees his family having fun without him. And then, they take him to Bob Cratchit's house, where Scrooge sees his employee struggling to provide for his family, including his sick young son, Tiny Tim. Finally, Scrooge is visited by the Ghost of Christmas Yet To Come. This spirit shows Scrooge that if he does not change his ways, he will be remembered as a bad person, and that if he doesn't help Tiny Tim, the boy will die.

When Scrooge wakes up on Christmas morning, he is a changed person.






He begins the day by giving money to people in need. Then, he apologizes to his nephew, and asks to join his family's Christmas party. Finally, he gives a big Christmas dinner to the Cratchit family, and promises to help Tiny Tim get better. Scrooge continues to be kind and generous towards other people for the rest of his life.



Left: Belle Aykroyd as Ghost of Christmas Past
Middle: Sunil Mukherjee Maurillo as Boy Scrooge,
Emma Berman as Little Fan
Right: Jomar Tagatac Bob Cratchit, Audrey Thatcher
as Belinda, Alejandra Zavala as Sally, Cameron Zener
as Ned, Sophia Koshland as Tiny Tim

Table of Contents



Activities to do before the show


- 4-5 The Story of *A Christmas Carol*
- 8 Time Capsule
- 9 Scavenger Hunt
- 10 Word Search
- 11-16 Holiday Recipes
- 17 Spot the Difference
- 18 Funny Fill-In
- 19 Connect the Dots
- 20-21 It's Time to Act
- 22 At the Counting House
- 23 Winter Holidays Around the World
- 24 Join the Party
- 25 It's Snowing

Activities to do during the show

- 28 Sing-Along
- 29 Bingo
- 30-35 Coloring Pages

Activities to do after the show

- 37 Riddle Me This
- 38 Crossword
- 39-40 Your Favorites
- 41 Give a Gift
- 42-43 Past, Present, Future, and You
- 44 Build Your Community
- 45 Group Picture
- 46 Resources for Parents
- 47 Engage with A.C.T.






Activities
to do before
the show



Time Capsule



Fill this out today, and look back at it one year from now. How will you change in the next year?

My name is _____

Today's date is _____

I am _____ years old.

The family, friends, and pets with whom I am experiencing A.C.T.'s *A Christmas Carol: On Air* are _____

My favorite holiday tradition is _____

My favorite holiday treat is _____

My favorite book is _____

My favorite movie is _____

My favorite song is _____

My favorite word is _____

My favorite color is _____

My favorite memory from this year is _____

When I grow up, I want to be _____

My height is _____

My shoe size is _____

My favorite toy is _____

My best friend's name is _____

Next year, I want to _____

Scavenger Hunt

Along with your family, collect the following things from around your home. Divide into teams and make it a race, or work together to see how fast you can find all the items. You'll use them for interactive activities during the show!

- A favorite holiday beverage
- Scrap paper
- A gift you'd like to give to Tiny Tim
- A sweet treat to enjoy later
- 3 glasses filled with different amounts of water
- A pencil
- A bell
- A candle or flashlight
- A favorite holiday-themed item of clothing
- 10 coins or buttons, or a mix of both

BONUS ITEM:

- Something that would make Scrooge say "Bah Humbug!"

What did you pick for your bonus item? What did the rest of your family pick?
Whose item made you laugh the most?



Word Search



Words from *A Christmas Carol* are hiding in the word search below! Can you find them? Look closely—words may be horizontal, vertical, or diagonal.

J D F F F S N E K C I D B E Y
C A N D L E B S B Y L J A O E
O N V H P W S U T X T R H T K
F N T B V X N O I H A B H E R
G N I G H T S H I R T T U L U
J R L O W T O G B I I B M T T
Y P A H N L T N R H G E B S J
M E M V I S P I C L U L U I M
S U L D E U P T N M V L G M Y
C A A R N S A N I Y X E K X E
R Y S C A R T U D I T Q S L G
O U H G C M P O F B S I P A A
O Q J B I W V C N F P L M K S
G C O N Z F N A F E L T T I L
E B D E R F E Z Z I W I G D D

Bah Humbug

Belle

Bob Cratchit

Candle

Counting House

Dickens

Fezziwig

Figs

Fred

Gravestone

Holiday

Little Fan

Marley

Mistletoe

Nightshirt

Onions

Punch


Sage

Scrooge

Spirit

Tiny Tim

Turkey



Holiday Recipes

from Cindy Goldfield

Cindy Goldfield is an award-winning Bay Area actor who has been a part of A.C.T.'s *A Christmas Carol* company for more than 15 years. She and her partner currently own and run a home-cooked meal delivery service, **Martha Avenue Food**, serving the greater Bay Area as a response to the changes COVID-19 has brought to the theater community. She wishes you all a healthy, happy holiday season!

FIRST-DAY-OF-REHEARSAL CHOCOLATE RASPBERRY BARS

For many of the actors who do A Christmas Carol at A.C.T., coming together the first day of rehearsal is like coming home to a family holiday tradition. We have spent more than a decade together, bringing this story to life for our Bay Area audiences, many of whom join us year after year for their own holiday tradition. On the first day of rehearsal, I always make these chocolate raspberry bars, which are a particular favorite of the stage management team.

CRUST/CRUMBLE:

- 2 cups (4 sticks) butter, softened
- 4 cups all-purpose flour
- 1 cup packed brown sugar
- 1/2 teaspoon salt

TOPPING:

- 1/3 cups (or more) seedless raspberry jam
- 1/2 cups chopped nuts (optional)

FILLING:

- 2 cups (one 12-ounce package) semi-sweet chocolate chips . . . sometimes I use some dark/bittersweet ones too
- 1 1/4 cups (14-ounce can) sweetened condensed milk

DIRECTIONS:

Preheat oven to 350°. Grease a 13"x 9" baking pan with a little melted butter. Beat butter in a mixer until creamy; beat in flour, sugar, and salt until crumbly. With floured fingers, press half the crumb mixture onto the bottom of the prepared baking pan; reserving the remaining mixture. Bake for 10-12 minutes or until edges are golden brown.

While the bottom crust is baking, combine 1 cup (half of the whole amount) of chocolate chips and the sweetened condensed milk in a heavy bottomed saucepan. Warm over low heat, stirring until smooth. Spread over hot crust. Stir chopped nuts (optional, but they are even better if toasted first) into reserved crumb mixture; sprinkle over chocolate filling. Drop teaspoonfuls of raspberry jam over crumb mixture. Sprinkle with remaining chocolate chips. Bake for 25 to 30 minutes, or until center is set. Cool completely in pan on wire rack. Cut into squares and serve! Great to leave out for Santa on Christmas Eve.

Holiday Recipes

from Cindy Goldfield



TURKEY MATZOH BALL SOUP

The day after Thanksgiving is historically when the company of A Christmas Carol at A.C.T. does the final preparations for the audience, and begins our preview rehearsals. I always use the leftover turkey carcass from my own family Thanksgiving table to make huge pots of this soup to keep our spirits up on the long day of final rehearsals. This soup is infinitely flexible and you can add whatever vegetables you like . . . or whatever you need to use up. The vegetables will affect the final taste of the soup, but it is always delicious. And, it has the bonus of bringing other cultural traditions into this time of year. I usually make smaller matzoh balls so that everyone can have a few, but if you like a large matzoh ball, make 'em bigger!

Makes enough for at least 6 people. You can easily double the amount of matzoh ball batter, if you want to make sure that everyone gets a LOT of matzoh balls.

SOUP:

- leftover turkey (or chicken) carcass
- 3 large onions, diced
- 4-6 carrots, large dice
- 3-4 celery ribs, tiny dice
- zucchini/kale/chard/green beans
- 4 quarts chicken stock
- chicken or vegetable bouillon cubes

MATZOH BALLS:

- 3/4 cup matzo meal
- 1 teaspoon baking powder, optional.
(use if you like your matzoh balls to float, but it is not necessary)
- 3 large eggs
- 3 tablespoon olive oil,
other neutral cooking oil like canola,
or melted schmaltz (chicken fat)

In a large stock pot, put the turkey carcass and water to cover. Set over medium heat until the pot is simmering, and then lower heat to low/simmer and allow to cook for several hours or overnight. The longer you cook it, the richer your broth will be. If you want to be extra fancy, you can use chicken broth instead of water. When you are happy with how long the broth has simmered, take off heat and allow to cool enough to remove carcass from the pot. Strain broth and return to the stock pot. Pick all the meat from the bones and return to the pot. Discard bones.


In a large saucepan, wilt and soften diced onions over medium heat. If you like, you can add a teaspoon or two of oil to the pan, but I generally prefer to just add a little water to the bottom to prevent sticking. After you add the water, put a lid on the onions to allow the steam to assist the cooking. As the onions soften, add the diced carrots and celery and cook until all three are tender, covered, adding a few tablespoons of water as needed to prevent sticking. In general, you want to have two parts onion to one part each of carrot and celery, but you won't ruin it if you have a little too much onion.

Once your veggie trio (trinity) is softened, add them to the big stockpot. At this point, you can add any other vegetables that you want. I usually use some zucchini or yellow squash cut into half moons, chopped kale or chard and sometimes I will add some cut up green beans. Season with salt and pepper to taste. If you want a little more flavor boost to your broth, you can add a cube or two of chicken bouillon.

Time for Matzoh Balls!

Blend eggs and oil/fat with a fork in a small bowl. Add to the rest of the dry ingredients, until combined but don't over mix. Place in refrigerator for at least 15 minutes. When you are ready to cook the balls, bring soup to a gentle boil on the stove. Using hands wet with cold water, roll 1" balls and pop into the soup. Once you have all the balls in the broth, cover tightly with a lid and boil for 30 minutes, without peeking so you keep all the steam inside.

Holiday Recipes



from Cindy Goldfield

GINGERBREAD ROLL-OUTS

These are my customary opening night treats. I make dozens of snowflake cut-outs and decorate them with simple white icing to outline the shapes. Sometimes I simply dust the baked cookies with powdered sugar. Either way, they are festive, deliciously spicy, and fun to make. My recipe is based on one my mom uses to make hundreds of gingerbread people for friends, local charities, and the fire department in my hometown of Point Reyes Station. I make a few adjustments in the amount of flour and the intensity of the spices, in order to make them slightly more piquant, and the dough easier to work with. I often double or triple the batch and make all sorts of shapes for everyone to decorate.

- 3/4 cup butter
- 1 cup packed brown sugar
- 1 egg
- 1/4 cup molasses
- 2 1/4 cup unsifted all-purpose flour
- 2 teaspoon baking soda
- 1/4 teaspoon salt
- 1/2 teaspoon ground cloves
- 1 teaspoon ground cinnamon
- 1 1/4 teaspoon ground ginger

Blend butter and brown sugar in a large bowl or stand mixer. Beat in egg and molasses. Combine all dry ingredients and stir into wet ingredients. Turn dough out onto large sheet of parchment or plastic wrap. Wrap tightly and refrigerate for at least an hour, and up to 3 days.

When you are ready to bake, preheat oven to 350°. Using a fist-sized lump of dough, roll out to 1/4" thickness on a board or countertop sprinkled with flour. Sprinkle both the rolling surface and the rolling pin, as well as the top of the dough to prevent sticking. Cut out shapes using cookie cutters or, if you don't have cookie cutters, the open end of a drinking glass, or a knife. If you roll out the cookies more thinly, they will be crispier; rolling them a little thicker will result in a softer cookie.

Slide cut-outs onto a cookie sheet lined with parchment and bake 10-12 minutes. Do not over-bake. Cookies will continue to firm up as they cool. Transfer to a cooling rack and allow to cool completely before icing or decorating.

Note: if you want to create cookie ornaments to hang on your tree, add about 1/8 C more flour, roll out to only 1/2" thick and bake for a few extra minutes to get a firmer cookie. You can also cut a little hole in the top using the end of a drinking straw before baking, in order to add a ribbon for hanging. Hang them high in the tree, however, if you have pets or toddlers!



Holiday Recipes

from Cindy Goldfield




NANA'S TRADITIONAL CHRISTMAS STEAMED PLUM PUDDING

Many years ago, I competed in a bake-off at the Dickens Christmas Faire, where I performed for many seasons. This plum pudding, based on my great-grandmother Annie Prada's recipe, won the contest and has been featured on the Food Network's site since then. If you don't have a pudding mold, you can steam this pudding in a Crock-Pot, or by using a deep metal bowl, covered tightly with aluminum foil and placed on a rack in the steaming pot as directed. Old English traditions include the addition of a small silver coin or trinket, thought to bring blessings or fortune to the lucky recipient of the piece hiding it therein.

In A Christmas Carol, Charles Dickens celebrates the pudding at the Cratchit's dinner: "Mrs Cratchit left the room alone—too nervous to bear witnesses—to take the pudding up and bring it in . . . Hallo! A great deal of steam! The pudding was out of the copper which smells like a washing-day. That was the cloth. A smell like an eating-house and a pastrycook's next door to each other, with a laundress's next door to that. That was the pudding. In half a minute Mrs Cratchit entered—flushed, but smiling proudly—with the pudding, like a speckled cannon-ball, so hard and firm, blazing in half of half-a-quarter of ignited brandy, and bedight with Christmas holly stuck into the top."

PUDDING:

- 1 cup light molasses
- 3/4 cup melted butter
- 1/2 cup warm milk
- 2 eggs, beaten
- 1 cup all-purpose flour, plus additional for tossing fruit
- 1 teaspoon baking soda
- 1 teaspoon salt
- 1 teaspoon ground cinnamon
- 1/2 teaspoon ground cloves
- 1 pint candied mixed fruit (or, to make it much more delicious, use diced dried fruit such as pineapple, pears, apples, and plums)
- 1 cup raisins
- 1 1/2 ounces brandy
- holly sprig, for garnish




HARD SAUCE:

- 1/4 pound butter
- 1 cup sugar (or powdered sugar)
- 1 pinch salt
- 1 teaspoon vanilla extract
- 1-ounce brandy or rum

Combine the molasses, butter, milk, and eggs in a mixing bowl. Next, combine the flour, baking soda, salt, cinnamon, and cloves in a large mixing bowl. Add the dry ingredients to the wet ingredients in three additions. Toss candied fruit and raisins lightly with flour to prevent sinking and add to batter. Stir in brandy.

Pour into a greased and sugared steam pudding mold and place on a rack in a large covered pot with water that comes halfway up the sides of the mold. Cover and steam for two hours, checking occasionally to make sure water hasn't boiled out. Let cool for five minutes on a rack before turning out. Meanwhile, make the hard sauce, by beating all ingredients together until very well combined. Turn pudding onto a pretty plate and dust with powdered sugar. Serve with a sprig of holly and hard sauce. If you want to be dramatic, soak a sugar cube in brandy, place it atop the pudding and light it up. A lovely way to bring light into the dark of the year.

Holiday Recipes




from Cindy Goldfield

HOMEMADE BATH SALTS (NOT EDIBLE)

A lovely easy gift for even the littlest children to make.

- epsom salts
- sea salt
- essential oil (peppermint, clove, cinnamon, etc)
- food coloring
- small jelly jars



Combine equal amounts of epsom and sea salt in a large bowl. Add a couple drops of essential oil and stir thoroughly.

Divide salt into two bowls, and to one bowl add a couple drops of food coloring. Stir thoroughly to tint the salt.

Alternating a scoop from each bowl, layer salt in a small jar until full. Label the jar with festive greetings and instructions for use: "Salts can be used directly in a tub, or combined with olive, almond, or coconut oil for a scrub." Tie on a pretty ribbon and give to someone special.



Holiday Recipes


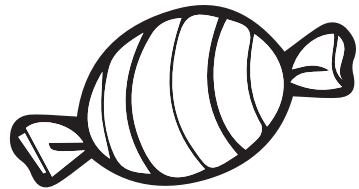


What are your favorite holiday recipes? Write them here!

RECIPE:	
INGREDIENTS	DIRECTIONS



RECIPE:	
INGREDIENTS	DIRECTIONS




Spot the Difference



There are 6 differences between these two pictures! Can you find them all?



Answers: 1. added wreath on doorway, 2. added garland on balcony, 3. gloves change red to green, 4. candle missing from one caroler, 5. red bow missing from top hat, 6. button missing from pink coat



Funny Fill-In



With your family, decide who will be the reader and who will be the writer(s). Only the reader should look at the story below. The reader should ask the writers to, without peeking, come up with answers for each blank space. As the writers suggest answers, the reader fills them in on the page. When you've filled in all the spaces, choose someone to read the story out loud for everyone to enjoy!

On Christmas Eve, Scrooge ate his usual _____ (ADJECTIVE) _____ (MEAL) in his usual _____ (ADJECTIVE) _____ (PLACE TO EAT). After eating, he read _____ (NAME OF BOOK OR NEWSPAPER) and then decided to go home. On his way, he passed _____ (NUMBER) of _____ (ADJECTIVE) _____ (TYPE OF BUILDING)s. The people he saw moved _____ (ADVERB-ly) away from him; not one stopped to say "_____ (GREETING), Mr. Scrooge!" Even the dogs in the street barked _____ (ADVERB-ly) as he passed. "_____ (MEAN EXCLAMATION)!" Scrooge muttered, as he _____ (VERB-ed) home.

As Scrooge walked, he noticed that the weather became _____ (ADJECTIVE). In fact, it was so _____ (SAME ADJECTIVE) it was hard to _____ (VERB). Scrooge struggled to _____ (SAME VERB) all the way home. Nobody besides Scrooge had lived in his house for _____ (NUMBER) years.


The rooms inside were _____ (ADJECTIVE) and the yard surrounding it was _____ (ADJECTIVE).

When he finally arrived, he observed the _____ (PART OF THE HOUSE). Scrooge had seen that _____ (SAME PART OF THE HOUSE) every day for the past _____ (NUMBER) years, and never noticed anything _____ (ADJECTIVE) about it. But today, as he looked towards it _____ (ADVERB-ly), it transformed into the face of _____ (FAVORITE CELEBRITY).


"_____ (SURPRISED EXCLAMATION)!" said Scrooge, as he blinked _____ (NUMBER) times and looked away _____ (ADVERB-ly). When he looked back, _____ (SAME FAVORITE CELEBRITY)'s face was gone, and _____ (SAME PART OF THE HOUSE) was back to normal.

"_____ (MEAN EXCLAMATION)!" said Scrooge, _____ (ADVERB-ly) refusing to believe what he just saw. And _____ (ADVERB-ly), Scrooge went inside the _____ (ADJECTIVE) house to _____ (VERB) before going to bed.


Connect the Dots



Connect the dots starting at 1 all the way to 129.



It's Time to Act



With your family, act out the following scene. Choose people to play each of the characters: the parents Anne Cratchit and Bob Cratchit, and the kids Martha, Peter, Belinda, Ned, Sally, and Tiny Tim. Then, read the scene out loud as you act out what is happening!

ANNE CRATCHIT: Whatever has happened to your precious father, then? And your brother, Tiny Tim? I can't for the life of me think what's keeping them.

NED: Old Mister Scrooge is what, I'll bet.
(*He imitates Scrooge*) Bah Humbug!

ANNE CRATCHIT: Now, Ned.—Christmas.

PETER: What time is it, Mother?
Where's our Martha?

ANNE CRATCHIT: Your sister wasn't nearly so late last Christmas.

We hear a tiny knock at the door before it opens, revealing Martha Cratchit.

MARTHA: Merry Christmas, everyone!

KIDS: Merry Christmas, Martha!

MARTHA: You all look so joyous! Belinda and Sally, look at the ribbons I've brought from the factory!

BELINDA & SALLY: Thank you, Martha!

MARTHA: Ned, you washed!

NED: I even used soap!

BELINDA: Wait until you see our goose, Martha!

SALLY: Sage and onions!

PETER: Don't forget my potatoes.

MARTHA: Peter, you look so elegant in Papa's collar!

NED & SALLY: (*clowning around*)
Very elegant!

ANNE CRATCHIT: How late you are, my dear, and how tired you look!

MARTHA: Oh mother, we'd so much work to finish up and everything to clear away before I could leave. But I'm here, Mama. Ready to celebrate Christmas.

ANNE CRATCHIT: And celebrate we will.
Come warm yourself by the fire.

In the distance, we hear Bob and Tim singing a carol on the way home.

NED: Wait! Father's coming. And Tiny Tim.

SALLY: Hide, Martha, hide.

MARTHA: Hide?

SALLY: Like last year.

NED: And the year before!

MARTHA: Oh, where shall I hide?

SALLY: Under the table.

BELINDA: No, behind the chair!


NED: Next to the fireplace.

Martha hides.

PETER: Shhh! They're coming!

The door swings open as Bob Cratchit and Tiny Tim enter, still singing.

BOB CRATCHIT: Hello, hello! Merry Christmas everyone!



ANNE CRATCHIT: Merry Christmas, Where on earth have you two been so late?

MARTHA: Merry Christmas, Tiny Tim! Merry Christmas, everyone!

BOB CRATCHIT: We stopped to feed the ducks on the frozen pond, didn't we, Tim?

End of scene.

TINY TIM: And then hurried home to see our Martha.

Are you ready for an audience? If you want, ask a parent to film your family acting out the scene and share it with the A.C.T. community on social media by using @ACTSanFrancisco and #ACTCarolOnAir.

BOB CRATCHIT: Why, where is Martha?

ANNE CRATCHIT: Not coming.

TINY TIM: Not coming?

BOB CRATCHIT: Not coming to her family? But it's Christmas! It's Christmas Eve!

BELINDA: Too far!

NED: Too busy!

PETER: Too cold!

BOB CRATCHIT: (*Enjoying this yearly game*) But if we all join hands and close our eyes and wish very, very hard, I'll bet we can make her appear.

TINY TIM: Let's do it! I want to see Martha!

ANNE CRATCHIT: All right, then. Children, come together.



BELINDA: Everyone, close your eyes!

TINY TIM: They're closed, they're closed!

BOB CRATCHIT: Now then, Tiny Tim, make your wish.

TINY TIM: I wish our Martha were here right now.


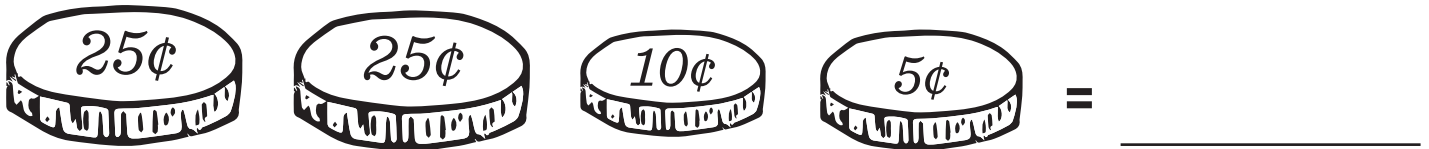

Martha appears from her hiding place.



At the Counting House

Scrooge likes to count his money. Can you help him?

Add up the value of the coins in each row.



Winter Holidays Around the World



People all over the world celebrate different holidays in the winter months, like Hanukkah, Kwanzaa, Christmas, Diwali, Las Posadas, and Teng Chieh. Choose a holiday that your family doesn't celebrate, and find out more about it by asking a parent to help you do some research online. Use the space below to write or draw one thing you learned about the holiday you chose.

Join the Party!



When *A Christmas Carol* was written, people played parlor games at holiday parties. The characters will enjoy some of these games in the play. Now, you can play too!

Game: Yes and No

You will need: two or more players

Instructions: one player thinks of a word that is a noun: a person, place, or thing. The other player(s) try to guess what it is by asking questions. The first player can only answer “yes” or “no.” The other player(s) keep guessing until they figure out what it is!

Game: Marley’s Bluff

You will need: three or more players, and a blindfold (optional)

Instructions: choose one player to be blindfolded (if you don’t have a blindfold or bandana, the “blindfolded” player can close their eyes instead). The blindfolded player goes to the middle of the room and spins around ten times. Meanwhile, the other players spread out. After ten spins, everyone but the blindfolded player is not allowed to move.

The blindfolded player must try to tag another player. To avoid being caught, try to be very quiet! The first player to get caught becomes the blindfolded player, and the game begins again.



It's Snowing!



In the story of *A Christmas Carol*, a beautiful snow falls on Christmas morning. Cut out the snowflake below to make some snow of your own!

- 1) Cutting along the dotted line, cut out the square.
- 2) Fold the square diagonally, so that it forms a triangle and the blank space marked "1" is on the back side of your triangle.
- 3) Fold your triangle in half again so that the blank space marked "2" is on the back side of your smaller triangle.
- 4) Fold the left part of the triangle behind the design, so that the blank space marked "3" is on the back side of your shape.
- 5) Fold the right part of the triangle behind the design so that the blank space marked "4" is on the back side of your shape.
- 6) Cut out the design along the dotted line.
- 7) Unfold to see your snowflake!




Photo credit counterclockwise:

1. Adult: Jerrie Johnson as Belle, Kids: are Cameron Zener, Louise Morrissey, and Margalo Teich

2. James Carpenter and Catherine Castellanos

3. Delia MacDougall and Sophia Koshland

4. Avanthika Srinivasan and Ash Malloy

5. Adults: Charlie O'Rourke and Jerrie Johnson Kids: (L to R) Sophia Morgan, Mattea Fountain, Oxford Lewis

6. James Carpenter as Ebenezer Scrooge and Jilliy Acosta and Rebecca Louderback




Activities
to do during
the show



Sing-Along!

The beginning of the story starts with a song.
Now you can sing along with the characters,
using the lyrics below!

*Of all the good days in the year
On Christmas Eve on Christmas Eve
We banish darkness and all fear
On Christmas Eve on Christmas Eve
This final moment of the year
On Christmas Eve on Christmas Eve
Rejoice in friends and spread good cheer
On Christmas Eve on Christmas Eve*



Bingo!




Follow along with this bingo card as you listen to the show. Each time you hear a character say something on the card, color in the corresponding square—or if you’d like to play again, use a coin or a button to cover up the squares. Listen carefully to see if you can get five in a row!

“God bless us, everyone!”	“We’ll be together all Christmas long!”	“Scrooge took his dinner in his usual melancholy tavern.”	“No one wants to marry a poor man.”	“The best of friends!”
“You may be an undigested bit of beef!”	“Our time is short!”	“You’re very—luminous!”	“Whose grave is here?”	“Mind the mistletoe!”
“Who suffers by his ill whims? Himself.”	“Are there no prisons? Are there no workhouses?”	FREE SPACE!	“Resting easily upon this throne was a jolly giant.”	“Business! Mankind was our business.”
“Ned, you washed!”	“In my name, family is yours to find.”	“A crutch without an owner.”	“I will honor Christmas in my heart.”	“The Spirit answered not, but pointed onward with its hand.”
“Old Marley was as dead as a doornail.”	“Sage and onions!”	“A family to belong to.”	“I’d give him a piece of my mind to feast upon.”	“Bah humbug!”



Coloring Pages



Follow along with Scrooge's journey! Color in the following scenes as you listen to the play.

"Is that your boy
outside, Cratchit?"







"Open your eyes,
Ebenezer Scrooge!"

"Look upon me!
You have never
seen the like of
me before!"



"It would be ungrateful not to drink to his health. So I say, to Uncle Scrooge!"





"Whose grave is here?"

"God bless us, every one!"






Activities
to do after
the show



Riddle Me This



Can you and your family guess the answers to these holiday riddles?
See who can guess the most!

1. Which of the three spirits is most likely to come bearing holiday gifts?

2. What do you call Scrooge when he has a cold?

3. Which Scrooge child is the most helpful during the warm summer months?

4. What do you get when you cross a sheep with a singing insect?

5. What do you call it when Scrooge's clerk is extra talkative?

6. Why did Scrooge think the ghost of Jacob Marley wasn't telling the truth?

7. What is Jacob Marley's favorite song?

8. What was Scrooge's high school yearbook award?


1. The ghost of Christmas Present(s) 2. Ebe-sneezer 3. Little Fan
4. Baa Humbug 5. Crat-chit-chat 6. Scrooge could see right through him.
7. Unchained Melody 8. Most spirited

Photo credit counterclockwise

1. James Carpenter and Howard Swain
2. James Carpenter, Jomar Tagatac, Sophia Koshland, and Delia MacDougall
3. James Carpenter and Sophia Koshland
4. Jomar Tagatac and Sophia Koshland
5. Jomar Tagatac, Sophia Koshland, and Delia MacDougall
6. James Carpenter as Scrooge




Crossword Puzzle



from Dan Feyer

This crossword puzzle was created by Dan Feyer, the music director for A.C.T.'s *A Christmas Carol* since 2015, and an eight-time American Crossword Puzzle Tournament champion.



ACROSS


1. "God bless us, ____!" (2 wds.)
7. Bedtime wear for 2-Down
8. Bird eaten at Christmas Eve dinner by 21-Across's family
9. Schoolmate and coworker of 2-Down (2 wds.)
10. First name of *A Christmas Carol's* author
11. Ignorance and ____
12. Third ghost to appear: Ghost of Christmas ____
14. Fourth ghost to appear: Ghost of Christmas ____
16. Jewelry given to 2-Down by his sister Little Fan
17. 2-Down's nephew
20. Celebratory gathering like the one hosted by 17-Across or 3-Down
21. Clerk of 2-Down and father of six children (2 wds.)
25. Second ghost to appear: Ghost of Christmas ____
26. Last name of *A Christmas Carol's* author
27. First ghost to appear: former business partner of 2-Down (first name)
28. Large bird bought by 2-Down for 21-Across's family

29. Mrs. ____, housekeeper for 2-Down
30. Another word for "ghost"
31. First ghost to appear: former business partner of 2-Down (last name)


DOWN

2. Main character of *A Christmas Carol* (2 wds.)
3. Employer of 2-Down as a young man
4. City where *A Christmas Carol* takes place
5. Clanking metal links worn by the ghost of 31-Across
6. "Are there no ____? Are there no workhouses?"
13. "Bah, ____!"
15. Tinkling sound heard by 2-Down in his house
18. Christmas or New Year's, for example
19. Burial site visited by 2-Down
22. Lost love of 2-Down
23. Youngest child of 21-Across (2 wds.)
24. Another word for "ghost"

Your Favorites!



What was your favorite scene in *A Christmas Carol*? Draw it here!
After you draw, create a tableau—a living picture—with your family.




Your Favorites!



Who was your favorite character in *A Christmas Carol*? Draw them here!
If you want, ask a parent to take a picture of your drawing and share it with the A.C.T. community on social media using @ACTSanFrancisco and #ACTCarolOnAir.



Give a Gift



In *A Christmas Carol*, Scrooge learns an important lesson about generosity. Why does being kind and giving to others become important to Scrooge? Why is it important to you?

You can be generous too! Draw a picture below or write a note to give as a gift to a friend or family member.

Past, Present, Future, and You

In the play, Scrooge gets a visit from the Ghost of Christmas Past.
What are some of your favorite memories of past holidays?

Scrooge is also visited by the Ghost of Christmas Present.
Think about the present holidays—what are some of your current traditions?

Building Your Community



In *A Christmas Carol*, Scrooge learns that it is important to give back to his community. What is one way that you and your family can give back to your local community? As a group, decide on a nonprofit that you can contribute to, or some volunteer work that you can do together. Write or draw your plan to give back to your community below.



Group Picture




Draw a picture of the people who are with you during your experience of *A Christmas Carol: On Air*. Or take a group photo, print it out, and paste it below!

If you want, share your photo with the Carol online community by tagging @ACTSanFrancisco and using #ACTCarolOnAir.



We hope you enjoyed this timeless story. Happy Holidays from A.C.T.!

Resources for Parents



While *A Christmas Carol* is family-friendly entertainment, it touches on some complex topics that parents may wish to discuss further with their children. Here are some resources to get the conversation started.

Check out the digital version of this book for links to the videos and articles mentioned below.

TALKING TO KIDS ABOUT TOPICS IN THE PLAY

TALKING TO KIDS ABOUT: CHARITY, EMPATHY, AND HELPING OTHERS

[*Sesame Street*: Mark Ruffalo and Murray the Muppet explain empathy](#)

[*Sesame Street*: Helping Others](#)

[14 Expert Approved Ways to Teach Kids about Charity](#)

TALKING TO KIDS ABOUT: DEATH AND DYING

[NPR's *LifeKit* Podcast: Tips for talking to kids about death](#)

[*Mister Rogers' Neighborhood* Episode "Death of a Goldfish"](#)

TALKING TO KIDS ABOUT: NIGHTMARES

[PBS Parents: How to Help Kids with Nightmares](#)

TALKING TO KIDS ABOUT: DISABILITY

[What Do I Do?! A Guide For Parents Introducing Disability to Their Children](#)



ADDITIONAL ACTIVITIES

[*National Geographic Kids*: Explore Winter Holidays](#)

[Easy Holiday Ornaments Kids Can Make](#)

JUST FOR PARENTS

[Recipe for Charles Dickens's boozy holiday punch](#)

Engage with A.C.T.



Share your photos, feelings, and families with the Carol online community by tagging @ACTSanFrancisco and using #ACTCarolOnAir



DOES YOUR CHILD ENJOY PERFORMING?

A.C.T.'s Young Conservatory is an internationally recognized professional theater training program for students in grades 3-12. We offer year-round classes and performance opportunities for both beginners exploring acting for the first time, as well as young actors with previous experience.

For more information, visit act-sf.org/yc

A.C.T. is a nonprofit theater, and like so many charitable organizations right now, is reeling from the devastating financial effects of the pandemic. If you've enjoyed sharing in the experience of listening to *A Christmas Carol: On Air*, and following along with this interactive activity book, we hope you'll consider making a tax-deductible donation to A.C.T. this holiday season. Your investment in the theater will play an invaluable role in helping the organization navigate this unprecedented time and ensure that arts and culture continue to remain a central cornerstone of our society for years to come.

TO MAKE A GIFT:

act-sf.org/donate | 415.439.2353

Attn: Development, 415 Geary Street, San Francisco, CA 94102



Don't miss this limited time custom flavor— available only during December!

Inspired by *A Christmas Carol*, our friends at Humphry Slocombe have created a custom flavor: **Victoria Sponge**, made with a crème fraiche ice cream base and combining pieces of sponge cake and raspberry jam swirled throughout. The flavor will be available at all Bay Area locations and available for delivery during the month of December.

Humphry Slocombe
ICE CREAM
\$2.00 OFF ANY PINT!

* Offer valid 12/1/20 - 2/28/21 and redeemable at any of our bay area locations. Coupon for one-time use only and not with any other promotions. This offer is not redeemable for cash or gift cards, nor is it valid toward previous purchases. Offer may not be combined with any other coupons, discounts, offers, or promotions. Void if altered, copied, transferred, auctioned or sold. Offer valid on in-stock items only. No rain checks issued. Offer not valid in grocery stores or for prior purchases. Other restrictions may apply.

Happy Holidays from American Conservatory Theater!



Official Media Sponsor

San Francisco Chronicle

All photos by Kevin Berne

Continue the conversation online
@ACTSanFrancisco

