


SureFlo™

(High Air Volume, Low Pressure Drop)

SIDE ACCESS FILTER HOUSINGS



- Units are constructed of durable 16-gauge galvanized steel
- “Z” channel support members reinforce all four corners
- All tracks and doors are fully gasketed
- Holding frames or fasteners are not required
- Static pressure is greatly reduced

Options

- Double-walled insulation on doors only or on entire housing
- Flanges to connect with air handlers
- Aluminum or 304 stainless steel construction

SureFlo V-Bank side access filter housings are single stage units designed to accommodate 2" deep ASHRAE rated filters in a low pressure drop configuration. They are factory-assembled flanged units suitable for installation in a duct or attached to an air handling unit. As little as 27" of inline depth is required, with no need for holding frames or fasteners.

SureFlo housings accommodate nominal 24" x 24" and 24" x 12" face size filters of different types and efficiencies, up to 50% per ASHRAE Standard 52.1 dust spot test methods and ASHRAE 52.2 test standards.

Filters are easily serviced through quick-opening access doors. Factory-gasketed tracks and doors ensure positive sealing. The efficiency of fully loaded housings is equal to that of the individual filters.

SureFlo housings are available in a wide range of sizes, up to 8 feet high and 12 feet wide. If large units are not practical to install, smaller units are available with modifications to facilitate stacking.

Applications

Compared to flat filter housings, the SureFlo V-Bank design effectively doubles the filter face area, thus reducing the face velocity by 50%. Initial filter pressure drop is reduced, and filter life is substantially increased, reducing replacement filter costs and energy usage.

Construction

Housings are constructed of 16-gauge galvanized steel with upstream and downstream outwardly-turned flanges. Units include “Z” channel vertical support members on all four corners. Intermediate support channels are furnished every two feet of width. Filter tracks are extruded aluminum and are gasketed with replaceable polypropylene pile air seals. Housings are equipped with two access doors that are sealed with neoprene gasketing on the perimeter. Doors are equipped with positive sealing knobs made of UV-resistant plastic with corrosion resistant brass inserts.

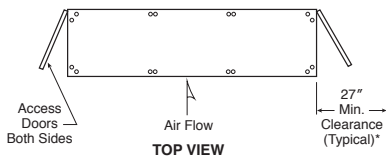
Construction of the top pan allows rainwater to drain off easily, so that additional weatherproofing is rarely required.

SureFlo™ Side Access Filter Housings

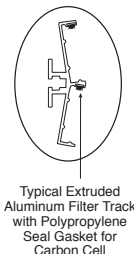
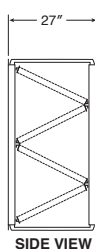
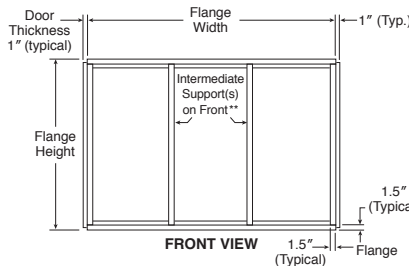
Performance Data

Height Code	Overall Flange Height (inches)	Face Velocity (FPM)	Housing Approach Velocity (FPM)	CFM Capacities and Dimensions											
				Width Code											
				10W	15W	20W	25W	30W	35W	40W	45W	50W	55W	60W	
				Overall Flange Width											
				23 ³ / ₈	34 ³ / ₄	46 ³ / ₄	58 ¹ / ₈	70 ¹ / ₈	81 ¹ / ₂	93 ¹ / ₂	104 ⁷ / ₈	116 ⁷ / ₈	128 ¹ / ₄	140 ¹ / ₄	
05H	15	125	250	500	750	1000	1250	1500	1750	2000	2250	2500	2750	3000	
		250	500	1000	1500	2000	2500	3000	3500	4000	4500	5000	5500	6000	
		375	750	1500	2250	3000	3750	4500	5250	6000	6750	7500	8250	9000	
		500	1000	2000	3000	4000	5000	6000	7000	8000	9000	10000	11000	12000	
10H	27	125	250	1000	1500	2000	2500	3000	3500	4000	4500	5000	5500	6000	
		250	500	2000	3000	4000	5000	6000	7000	8000	9000	10000	11000	12000	
		375	750	3000	4500	6000	7500	9000	10500	12000	13500	15000	16500	18000	
		500	1000	4000	6000	8000	10000	12000	14000	16000	18000	20000	22000	24000	
15H	39	125	250	1500	2250	3000	3750	4500	5250	6000	6750	7500	8250	9000	
		250	500	3000	4500	6000	7500	9000	10500	12000	13500	15000	16500	18000	
		375	750	4500	6750	9000	11250	13500	15750	18000	20250	22500	24750	27000	
		500	1000	6000	9000	12000	15000	18000	21000	24000	27000	30000	33000	36000	
20H	51	125	250	2000	3000	4000	5000	6000	7000	8000	9000	10000	11000	12000	
		250	500	4000	6000	8000	10000	12000	14000	16000	18000	20000	22000	24000	
		375	750	6000	9000	12000	15000	18000	21000	24000	27000	30000	33000	36000	
		500	1000	8000	12000	16000	20000	24000	28000	32000	36000	40000	44000	48000	
25H	62 ¹ / ₂	125	250	2500	3750	5000	6250	7500	8750	10000	11250	12500	13750	15000	
		250	500	5000	7500	10000	12500	15000	17500	20000	22500	25000	27500	30000	
		375	750	7500	11250	15000	18750	22500	26250	30000	33750	37500	41250	45000	
		500	1000	10000	15000	20000	25000	30000	35000	40000	45000	50000	55000	60000	
30H	74 ¹ / ₂	125	250	3000	4500	6000	7500	9000	10500	12000	13500	15000	16500	18000	
		250	500	6000	9000	12000	15000	18000	21000	24000	27000	30000	33000	36000	
		375	750	10500	15750	21000	26250	31500	36750	42000	47250	52500	57750	63000	
		500	1000	12000	18000	24000	30000	36000	42000	48000	54000	60000	66000	72000	
35H	86 ¹ / ₂	125	250	3500	5250	7000	8750	10500	12250	14000	15750	17500	19250	21000	
		250	500	7000	10500	14000	17500	21000	24500	28000	31500	35000	38500	42000	
		375	750	10500	15750	21000	26250	31500	36750	42000	47250	52500	57750	63000	
		500	1000	14000	21000	28000	35000	42000	49000	56000	63000	70000	77000	84000	
40H	98 ¹ / ₂	125	250	4000	6000	8000	10000	12000	14000	16000	18000	20000	22000	24000	
		250	500	8000	12000	16000	20000	24000	28000	32000	36000	40000	44000	48000	
		375	750	12000	18000	24000	30000	36000	42000	48000	54000	60000	66000	72000	
		500	1000	16000	24000	32000	40000	48000	56000	64000	72000	80000	88000	96000	

Construction Details



Filter	Depth (in.)
Fiberglass Disposable	2
C35, E35 & E55 Pleated Panel	2



*Allow 27" minimum clearance on one or preferably both sides for filter installations.

**Intermediate supports furnished every 24" of width.



9920 Corporate Campus Drive, Suite 2200, Louisville, KY 40223-5690
888.223.2003 Fax 888.223.6500 | aafintl.com

AAF International has a policy of continuous product research and improvement. We reserve the right to change design and specifications without notice.

©2024 AAF International and its affiliated companies.

ISO Certified Firm

AFP-1-347A 06/24