


PREpleat® LPD M10 HC

(Low Pressure Drop, High Capacity)

EXTENDED SURFACE PLEATED PANEL FILTERS

- MERV 10/10A performance with high-capacity design for lowest pressure drop
- High Dust Holding Capacity (DHC) for energy efficient performance
- Ecologically friendly frame components made from recyclable materials
- Expanded metal grid maintains pleat shape during operation for full media utilization and high DHC
- Diagonal support members and wire-backed media contribute to overall strength of construction
- Filter media pack is bonded to the frame at all points of contact to eliminate air bypass
- MERV 10/10A

Air filters are designed for dust holding, pressure drop and MERV rating. AAF's PREpleat LPD HC filter is the lowest initial resistance MERV 10/10A pleated filter in the industry. Combined with its high DHC, the PREpleat LPD HC filter provides an extended life cycle and energy efficient performance.



Superior Design and Construction

Media: 100% synthetic non-woven, proprietary media that can be recycled. Engineered with a gradient density composition that achieves a MERV 10/10A rating using the mechanical method of particle capture. Media does not rely on an electrostatic charge to capture particulate, since electrostatic charge dissipates over time.

Media Support: Expanded metal is continuously laminated on the air leaving side to provide pleat stability during operation. Pleat shape is maintained allowing full media utilization which maximizes DHC.

Pleat Design: V-Pleat design aids in pressure drop while reducing energy cost. Design allows for maximum airflow and DHC during the life of the filter.

Frame: Heavy-duty, two piece, moisture-resistant frame with diagonal support members. Frame is bonded to the media at all points of contact for unsurpassed frame strength. Interlocking corners and positive media-to-frame seal reduce the possibility of air bypass.

Operating Temperature Limits: Maximum operating temperature is 180°F (82°C).

Applications

The PREpleat LPD HC high capacity pleated panel filters are excellent prefilters and are best suited for heavy duty, commercial, industrial, pharmaceutical applications, as well as other industrial applications where high dust holding is required. PREpleat LPD HC filters can be installed in both front access holding frames and side access housings.

PREpleat® LPD M10 HC Filters

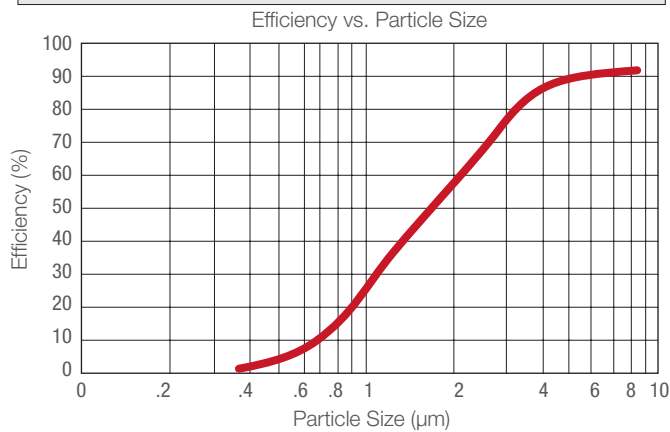
Performance Data

| Filter | Pleats Per Linear Foot | Rated Initial Resistance (in. w.g.) | | Recommended Final Resistance (in. w.g.) | ASHRAE 52.2 MERV | Continuous Operating Temperature Limits |
|--------------------|------------------------|-------------------------------------|---------|-----------------------------------------|------------------|-----------------------------------------|
| | | 300 FPM | 500 FPM | | | |
| 1" PREpleat LPD HC | 15 | .18 | – | 1.0 | 10/10A | 180°F (82°C) |
| 2" PREpleat LPD HC | 15 | .09 | .25 | 1.0 | 10/10A | 180°F (82°C) |
| 4" PREpleat LPD HC | 12 | .06 | .20 | 1.0 | 10/10A | 180°F (82°C) |

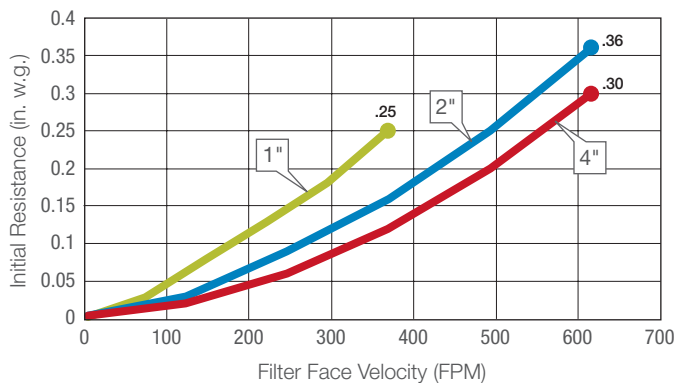
All performance data based on ASHRAE Standard 52.2. Performance tolerance conforms to Section 6.4 of ANSI/AHRI Standard 850-2013.

Underwriters Laboratories Classification – PREpleat filters are UL Classified. Testing was performed according to UL Standard 900.

Composite Minimum Efficiency Curve



Initial Resistance vs. Filter Face Velocity



Product Information – Standard Sizes

| Nominal Sizes (Inches) (W x H x D) | Actual Sizes (Inches) (W x H x D) | Rated Airflow (SCFM) | | | Pleats Per Filter | Gross Media Area (sq. ft.) |
|---------------------------------------|--------------------------------------|----------------------|---------|---------|-------------------|----------------------------|
| | | 300 FPM | 500 FPM | 625 FPM | | |
| 12 x 24 x 1 | 11 3/8 x 23 3/8 x 3/4 | 600 | 1000 | – | 15 | 4.0 |
| 14 x 20 x 1 | 13 1/2 x 19 1/2 x 3/4 | 600 | 950 | – | 17 | 3.8 |
| 14 x 25 x 1 | 13 1/2 x 24 1/2 x 3/4 | 750 | 1200 | – | 17 | 4.7 |
| 16 x 20 x 1 | 15 1/2 x 19 1/2 x 3/4 | 650 | 1100 | – | 20 | 4.4 |
| 16 x 25 x 1 | 15 1/2 x 24 1/2 x 3/4 | 850 | 1400 | – | 20 | 5.6 |
| 18 x 24 x 1 | 17 1/2 x 23 1/2 x 3/4 | 900 | 1500 | – | 22 | 5.9 |
| 18 x 25 x 1 | 17 1/2 x 24 1/2 x 3/4 | 950 | 1550 | – | 22 | 6.1 |
| 20 x 20 x 1 | 19 1/2 x 19 1/2 x 3/4 | 850 | 1400 | – | 25 | 5.6 |
| 20 x 24 x 1 | 19 1/2 x 23 1/2 x 3/4 | 1000 | 1650 | – | 25 | 6.7 |
| 20 x 25 x 1 | 19 1/2 x 24 1/2 x 3/4 | 1050 | 1750 | – | 25 | 7.0 |
| 24 x 24 x 1 | 23 3/8 x 23 3/8 x 3/4 | 1200 | 2000 | – | 30 | 8.0 |
| 25 x 25 x 1 | 24 1/2 x 24 1/2 x 3/4 | 1300 | 2150 | – | 31 | 8.6 |
| 12 x 24 x 2 | 11 3/8 x 23 3/8 x 1 3/4 | 600 | 1000 | 1250 | 15 | 9.1 |
| 14 x 20 x 2 | 13 1/2 x 19 1/2 x 1 3/4 | 600 | 950 | 1150 | 17 | 8.6 |
| 14 x 25 x 2 | 13 1/2 x 24 1/2 x 1 3/4 | 750 | 1200 | 1500 | 17 | 10.8 |
| 16 x 20 x 2 | 15 1/2 x 19 1/2 x 1 3/4 | 650 | 1100 | 1400 | 20 | 10.1 |
| 16 x 25 x 2 | 15 1/2 x 24 1/2 x 1 3/4 | 850 | 1400 | 1750 | 20 | 12.7 |
| 18 x 24 x 2 | 17 1/2 x 23 1/2 x 1 3/4 | 900 | 1500 | 1900 | 22 | 13.4 |
| 18 x 25 x 2 | 17 1/2 x 24 1/2 x 1 3/4 | 950 | 1550 | 1950 | 22 | 13.9 |
| 20 x 20 x 2 | 19 1/2 x 19 1/2 x 1 3/4 | 850 | 1400 | 1750 | 25 | 12.6 |
| 20 x 24 x 2 | 19 1/2 x 23 1/2 x 1 3/4 | 1000 | 1650 | 2100 | 25 | 15.2 |
| 20 x 25 x 2 | 19 1/2 x 24 1/2 x 1 3/4 | 1050 | 1750 | 2150 | 25 | 15.8 |
| 24 x 24 x 2 | 23 3/8 x 23 3/8 x 1 3/4 | 1200 | 2000 | 2500 | 30 | 18.2 |
| 12 x 24 x 4 | 11 3/8 x 23 3/8 x 3 3/4 | 600 | 1000 | 1250 | 11 | 14.0 |
| 16 x 20 x 4 | 15 1/2 x 19 1/2 x 3 3/4 | 650 | 1000 | 1400 | 15 | 15.8 |
| 16 x 25 x 4 | 15 1/2 x 24 1/2 x 3 3/4 | 850 | 1400 | 1750 | 15 | 19.9 |
| 18 x 24 x 4 | 17 1/2 x 23 1/2 x 3 3/4 | 900 | 1500 | 1875 | 17 | 21.6 |
| 20 x 20 x 4 | 19 1/2 x 19 1/2 x 3 3/4 | 850 | 1400 | 1750 | 19 | 20.1 |
| 20 x 24 x 4 | 19 1/2 x 23 1/2 x 3 3/4 | 1000 | 1650 | 2100 | 21 | 22.2 |
| 20 x 25 x 4 | 19 1/2 x 24 1/2 x 3 3/4 | 1050 | 1750 | 2150 | 19 | 25.1 |
| 24 x 24 x 4 | 23 3/8 x 23 3/8 x 3 3/4 | 1200 | 2000 | 2500 | 21 | 26.7 |

Energy savings may be realized by operating the PREpleat LPD HC filters to a lower final resistance. Contact your local AAF representative for a Total Cost of Ownership analysis for your specific application.

PREpleat® is a registered trademark of AAF Corporation in the U.S.



9920 Corporate Campus Drive, Suite 2200, Louisville, KY 40223-5690
888.223.2003 Fax 888.223.6500 | aafintl.com

AAF International has a policy of continuous product research and improvement. We reserve the right to change design and specifications without notice.

©2025 AAF International and its affiliated companies.

ISO Certified Firm

AAF-1-379D 2/25