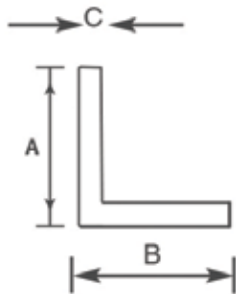


# Aluminum

## Architectural Angle - Equal Legs/Mill Finish

6063-T5, QQ-A-200/9 - 20' Length

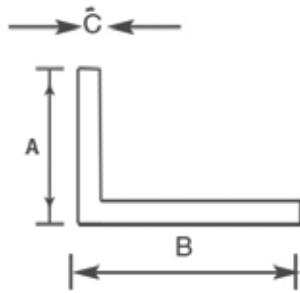
Part#	Description				Approx. c	Length	Wt./Ft.
	A"	x	B"	x			
5000020	1/2"	x	1/2"	x	1/16"	20'	.069#
5002020	3/4"	x	3/4"	x	1/16"	20'	.107#
5004020	3/4"	x	3/4"	x	1/8"	20'	.206#
5010020	1"	x	1"	x	1/16"	20'	.144#
5012020	1"	x	1"	x	1/8"	20'	.276#
5015020	1"	x	1"	x	1/4"	20'	.525#
5016020	1-1/4"	x	1-1/4"	x	1/8"	20'	.356#
5017020	1-1/4"	x	1-1/4"	x	3/16"	20'	.521#
5020020	1-1/2"	x	1-1/2"	x	1/16"	20'	.219#
5022020	1-1/2"	x	1-1/2"	x	1/8"	20'	.431#
5020024	1-1/2"	x	1-1/2"	x	1/16"	24' 6"	.219#
5022024	1-1/2"	x	1-1/2"	x	1/8"	24' 6"	.431#
5024020	1-1/2"	x	1-1/2"	x	3/16"	20'	.633#
5028020	2"	x	2"	x	1/16"	20'	.293#
5032020	2"	x	2"	x	1/8"	20'	.581#
5034020	2"	x	2"	x	3/16"	20'	.859#
5036020	2"	x	2"	x	1/4"	20'	1.124#
5038020	3"	x	3"	x	1/8"	20'	.881#
L180180	3"	x	3"	x	3/16"	20'	1.322#
5039020	3"	x	3"	x	1/4"	20'	1.725#



# Architectural Angle - Unequal Legs/Mill Finish

6063-T5, QQ-A-200/9 - 20' Length

Part#	Description				Approx. c	Length	Wt./Ft.
	A"	x	B"	x			
LI80025	1/2"	x	1"	x	1/16"	20'	.107#
5040020	1/2"	x	1"	x	1/8"	20'	.206#
LI86371	1/2"	x	1-1/2"	x	1/8"	24'	.281#
5050020	3/4"	x	1-1/2"	x	1/8"	20'	.319#
5052020	1"	x	1-1/2"	x	1/8"	20'	.356#
5054020	1"	x	2"	x	1/16"	20'	.218#
5058020	1"	x	2"	x	1/8"	20'	.431#
5062020	1"	x	3"	x	1/8"	20'	.582#
5068020	1-1/2"	x	2"	x	1/8"	20'	.506#
5068024	1-1/2"	x	2"	x	1/8"	24' 6"	.506#
5074020	2"	x	3"	x	1/8"	20'	.750#
5076020	2"	x	4"	x	1/8"	20'	.881#
LI86312	2"	x	4"	x	1/4"	20'	1.725#
5080020	2"	x	5"	x	1/8"	20'	1.031#

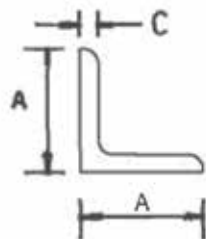


# Aluminum

## Structural Angle - Equal Legs/Mill Finish

6061-T6, QQ-A-200/16 - 25' Length

Part#	A"	Description			x	Approx. c	Length	Wt./Ft.
		x	B"	x				
5102025	1"	x	1"	x	1/8"	25'	.280#	
5104025	1"	x	1"	x	3/16"	25'	.406#	
5106025	1"	x	1"	x	1/4"	25'	.514#	
5108025	1-1/4"	x	1-1/4"	x	1/8"	25'	.343#	
5110025	1-1/4"	x	1-1/4"	x	3/16"	25'	.522#	
5114025	1-1/2"	x	1-1/2"	x	1/8"	25'	.440#	
5116025	1-1/2"	x	1-1/2"	x	3/16"	25'	.640#	
5118025	1-1/2"	x	1-1/2"	x	1/4"	25'	.830#	
5124025	1-3/4"	x	1-3/4"	x	3/16"	25'	.744#	
5130025	2"	x	2"	x	1/8"	25'	.588#	
5132025	2"	x	2"	x	3/16"	25'	.870#	
5134025	2"	x	2"	x	1/4"	25'	1.110#	
5136025	2"	x	2"	x	3/8"	25'	1.606#	
5140025	2-1/2"	x	2-1/2"	x	3/16"	25'	1.070#	
5142025	2-1/2"	x	2-1/2"	x	1/4"	25'	1.404#	
5146025	3"	x	3"	x	3/16"	25'	1.275#	
5148025	3"	x	3"	x	1/4"	25'	1.730#	
5150025	3"	x	3"	x	3/8"	25'	2.474#	
5160025	4"	x	4"	x	1/4"	25'	2.350#	
5162025	4"	x	4"	x	3/8"	25'	3.366#	
5166025	5"	x	5"	x	3/8"	25'	4.237#	
5170025	6"	x	6"	x	3/8"	25'	5.119#	



## Structural Angle - Unequal Legs/Mill Finish

6061-T6, QQ-A-200/16 - 25' Length

Part#	A"	Description		B"	x	Approx. c	Length	Wt./Ft.
		x						
5189025	1-1/2"	x		2-1/2"	x	1/4"	25'	1.110#
5192025	2"	x		3"	x	3/16"	25'	1.090#
5194025	2"	x		3"	x	1/4"	25'	1.405#
5196025	2"	x		3"	x	3/8"	25'	2.046#
5202025	3"	x		3-1/2"	x	1/4"	25'	1.842#
5208025	3"	x		4"	x	1/4"	25'	1.988#
5210025	3"	x		4"	x	3/8"	25'	2.926#
5214025	3"	x		5"	x	3/8"	25'	3.349#
5218025	3-1/2"	x		6"	x	3/8"	25'	4.040#
5220025	4"	x		6"	x	3/8"	25'	4.237#

