

DOT - Round Tube - Mill Finish

6061-T6, QQ-A-200/9

Part#	Description			Length	Approx. Wt./Ft.
	A"	x	B"		
6829012	2"	x	1/8"	12'	.866#
6829024	2"	x	1/8"	24'	.866#
6830013	2-1/2"	x	1/8"	12' 6"	1.097#
LI86803	2-1/2"	x	1/8"	14'	1.097#
6830015	2-1/2"	x	1/8"	15'	1.097#
6831014	3"	x	1/8"	13' 6"	1.355#
LI86246	3"	x	1/8"	14'	1.355#
6831015	3"	x	1/8"	15'	1.355#
6831024	3"	x	1/8"	24'	1.355#
LI85383	3"	x	1/8"	20'	1.355#
LI85381	3"	x	3/16"	20'	1.953#
6840013	3-1/2"	x	3/16"	13'	2.300#
LI86802	3-1/2"	x	3/16"	15'	2.300#
6840020	3-1/2"	x	3/16"	20'	2.300#
6833024	4"	x	1/8"	24'	1.790#
6844020	4"	x	3/16"	20'	2.647#
6845020	4"	x	1/4"	20'	3.464#
6846020	4-1/2"	x	1/4"	20'	3.924#
LI85393	4-1/2"	x	1/4"	24'	3.924#
6848020	6"	x	1/4"	20'	5.311#
6848024	6"	x	1/4"	24'	5.311#

*Ready for shipment from stock



Aluminum



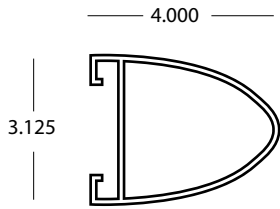
Actual Application

DOT - Z Bar Mounts & Accessories - Mill Finish

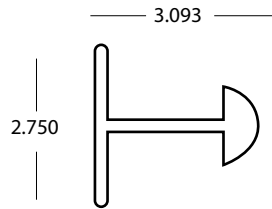
6061-T6, QQ-A-200/9

Part#	Description						Approx. Wt./Ft.		
	A"	x	B"						
6312000	1.750	x	1.750	x	0.188	x	8"	Fabricated Z Bar	1.104#
6312014	1.750	x	1.750	x	0.188	x	14"	Fabricated Z Bar	1.104#
6312020	1.750	x	1.750	x	0.188	x	20"	Fabricated Z Bar	1.104#
6312026	1.750	x	1.750	x	0.188	x	26"	Fabricated Z Bar	1.104#
6312042	1.750	x	1.750	x	0.188	x	42"	Fabricated Z Bar	1.104#
6312000	1.750	x	1.750	x	0.188	x	52"	Fabricated Z Bar	1.104#
6312025	1.750	x	1.750	x	0.188	x	25'	Str. Z Bar	1.104#
6314025	3.000	x	2.688	x	0.250	x	25'	Str. Z Bar	2.381#

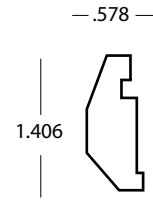
DOT Bullet/Bicycle Rail System



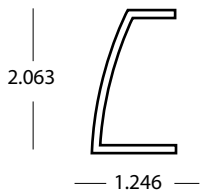
4" Bullet/Bicycle Top Cap
 6061-T6. Mates with 3" splice.
 30' - 7980030
 40' - 7980040



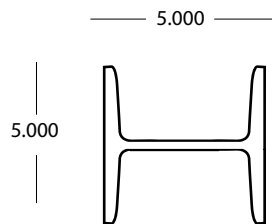
3" Bullet Rail Splice
 6061-T6. Mates with 4" top cap.
 21' - 7991021



Hand Rail Clamp
 6061-T6.
 21' - 7992021



Splice Insert Bar
 6061-T6. Mates with 4" top cap.
 20' - 7993020



5" x 5" Straight H Beam
 6061-T6.
 27' - 7994027



Bullet Rail End Cap #715
 7990000