



Industrial Metals

Tri-Axle Design



Tandem Axle Design



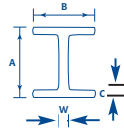
Single Axle Design



Boat Trailer I-Beam

6061-T6, Special Temper

Additional Lengths Available Upon Request



Part#	Description						Length	Approx. Wt./Ft.	
	A	x	B	x	C	x			W
6200020	3.00"	x	2.5"	x	.26"	x	.150"	20'	2.030#
L181845	3.00"	x	2.5"	x	.26"	x	.150"	24'	2.030#
6212016	4.50"	x	3.0"	x	.26"	x	.175"	16'	2.685#
6212017	4.50"	x	3.0"	x	.26"	x	.175"	17'	2.685#
6212018	4.50"	x	3.0"	x	.26"	x	.175"	18'	2.685#
6212019	4.50"	x	3.0"	x	.26"	x	.175"	18' 6"	2.685#
6212020	4.50"	x	3.0"	x	.26"	x	.175"	20'	2.685#
6214020	5.50"	x	3.5"	x	.29"	x	.195"	20'	3.524#
6214021	5.50"	x	3.5"	x	.29"	x	.195"	21'	3.524#
6214022	5.50"	x	3.5"	x	.29"	x	.195"	22'	3.524#
6214023	5.50"	x	3.5"	x	.29"	x	.195"	23'	3.524#
6214025	5.50"	x	3.5"	x	.29"	x	.195"	25'	3.524#
6216025	6.50"	x	4.0"	x	.31"	x	.220"	25'	4.561#
6216027	6.50"	x	4.0"	x	.31"	x	.220"	27'	4.561#
6216028	6.50"	x	4.0"	x	.31"	x	.220"	28'	4.561#
6216030	6.50"	x	4.0"	x	.31"	x	.220"	30'	4.561#
6218027	7.50"	x	4.375"	x	.35"	x	.230"	27'	5.584#
6218032	7.50"	x	4.375"	x	.35"	x	.230"	32'	5.584#
6218035	7.50"	x	4.375"	x	.35"	x	.230"	35'	5.584#

Industrial Metals

Accessories

Cross Members—Fabricated 6063—T6 Mill Finish Square

Part#	Description	Approx. Wt./Ea
6712615	3" x .250w (.312R) x 71.5"	19.33#
6712690	3" x .250w (.312R) x 79.5"	21.29#

Channel

Part#	Description	Approx. Wt./Ea
6036025	Channel 4.0" x 2.0"x .15" x	25' 1.738#

Square Tube

Part#	Description	Approx. Wt./Ea
6584018	Square Tube 3.0" x 1/4"x .312 (R)x	18' 3.204#

Ladder Rung

Part#	Description	LGTH	Approx. Wt./Ft
7918020	Ladder Rung	20'	.622



CUSTOM LENGTHS AND ITEMS WITHOUT AN ID NUMBER ARE AVAILABLE BY SPECIAL ORDER.

Lift Bunk

Part#	Description	LGTH	Approx. Wt./Ft
7138012	6" x 3.50	12'	4.318#
7138016	6" x 3.50	16'	4.318#
7138020	6" x 3.50	20'	4.318#

Universal Bunk

Part#	Description	LGTH	Approx. Wt./Ft
7138112	8" x 2.728	12'	3.750#
7138114	8" x 2.728	14'	3.750#
7138124	8" x 2.728	24'	3.750#