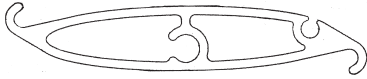


# FULLVIEW™ BAHAMA & E.A. COLONIAL



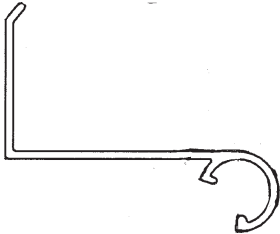
## FULLVIEW™ BAHAMA BLADE

Code: 8650012 12.75' Mill Finish  
8650312 12.75' White  
.310 lb/ft



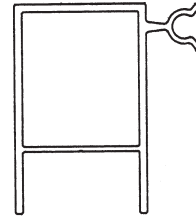
## E.A. COLONIAL BLADE

Code: 8670012 12.75' Mill Finish  
8670312 12.75' White  
.354 lb/ft




## BAHAMA HINGE

Code: 8652021 21.67' Mill Finish  
8652321 21.67' White  
.480 lb/ft



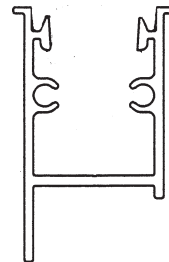
## BAHAMA HEADER

Code: 8654021 21.67' Mill Finish  
8654321 21.67' White  
1.019 lb/ft



## BAHAMA/COLONIAL SILL

Code: 8660021 21.67' Mill Finish  
8660321 21.67' White  
.798 lb/ft



## FULLVIEW™ BAHAMA/COLONIAL JAMB

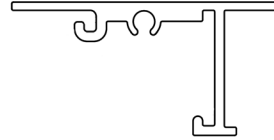
Code: 8657021 21.5' Mill Finish  
8657321 21.5' White  
.793 lb/ft

# FULLVIEW™ BAHAMA & E.A. COLONIAL



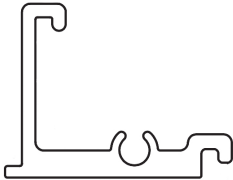
## BAHAMA/COLONIAL JAMB SNAP

Code: 8658021 21.5' Mill Finish  
8658321 21.5' White  
.240 lb/ft



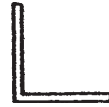
## E.A. BAHAMA FEMALE MULL

Code: 8663021 21.5' Mill Finish  
8664321 21.5' White  
.605 lb/ft




## E.A. BAHAMA MALE MULL

Code: 8665021 21.5' Mill Finish  
8665321 21.5' White  
.426 lb/ft



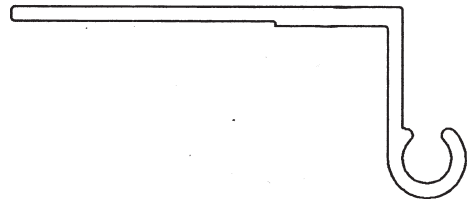
## BAHAMA ARTICULATING ANGLE

Code: 8666021 21.5' Mill Finish  
8666321 21.5' White  
.107 lb/ft



## E.A. COLONIAL FLAT HINGE

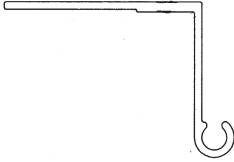
Code: 8672012 12.75' Mill Finish  
8672312 12.75' White  
.904 lb/ft



## E.A. COLONIAL WALL HINGE

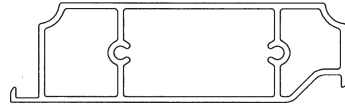
Code: 8673012 12.75' Mill Finish  
8673312 12.75' White  
1.225 lb/ft

# FULLVIEW™ BAHAMA & E.A. COLONIAL




## E.A. COLONIAL BUILD OUT WALL HINGE

Code: 8674012 12.75' Mill Finish  
8674312 12.75' White  
1.420 lb/ft



## E.A. COLONIAL MUNTIN

Code: 8671012 12.75' Mill Finish  
8671312 12.75' White  
1.158 lb/ft



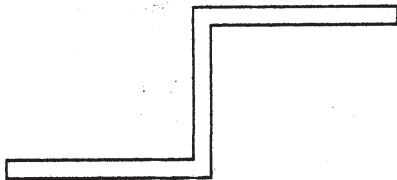
## 2 x 3 x <sup>3</sup>/<sub>16</sub> ANGLE FOR COLONIAL 4" CENTER CLIP

Code: 5192025 25' Mill Finish  
5192325 25' White  
1.090 lb/ft



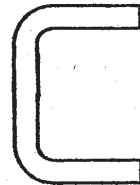
## BAHAMA ANGLE CLIP

Code: 8677000



## 8" Z BAR


Code: 8680000



## 8" MULL INSERT


Code: 8668008 8' Mill Finish  
8668308 8' White  
lb/ft

# FULLVIEW™ BAHAMA & E.A. COLONIAL



## LONG BAHAMA END CAP SUPER HEAT CLEAR

Code: 8675000SHL Left  
8675001SHR Right



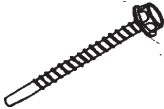
## LONG HI TEMP END CAP BLACK

Code: 8675000LGL Left  
8675001LGR Right



## AB86 1/4" ALUMINUM HINGE RIVET 300/BAG

Code: 8686007



## #10 x 2 410 HT BLADE SCREW 1000/BOX

Code: 8685000



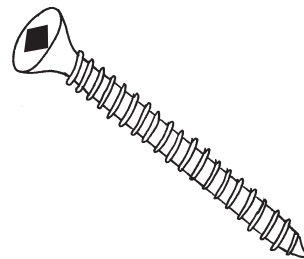
## #6 x 1/2 410 ANGLE SCREW 1000/BOX

Code: 8685001



## #14 x 1 STAINLESS STEEL SQUARE HEAD FLAT SCREW (for jamb) 500/BAG

Code: 8685002



## #14 x 3 STAINLESS STEEL SQUARE HEAD FLAT SCREW (for mull) 100/BAG

Code: 8685003

# FULLVIEW™ BAHAMA & E.A. COLONIAL



**5" BAHAMA ROD CHANNEL**

Code: 8681000 5" Mill Finish



**6061 LOCKING PINS  $\frac{3}{8}$ "**

Code: 8433008 8" Mill Finish



**1/2" X 5/8" COLONIAL WHEEL BUSHING  
/BAG**

Code: 8407000



**$\frac{7}{16}$ " ALUMINUM HINGE WASHER  
/BAG**

Code: 8686002




**EA COLONIAL 6" HINGE PIN**

Code: 8686006



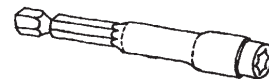
**BAHAMA/COLONIAL HI-TEMP NYLON  
BLADE WASHER  
/BOX**

Code: 8685004



**HOLD BACK CHANNEL**

Code: 8682012 12.75' Mill Finish  
.517 lb/ft



**$\frac{1}{4}$ " TAPERED TRU DRIVE**

Code: 2341001

# FULLVIEW™ BAHAMA & E.A. COLONIAL




**THUMB SCREW**

Code: 2504000



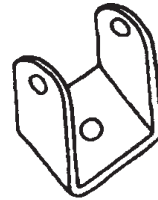
**RING**

Code: 2502000



**LARGE CAMEL BRACKET**

Code: 2488000



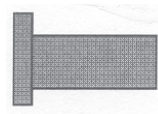
**U BRACKET**

Code: 2506000



**LOCK PINS**

Code: 2492000



**1/4-20 RIVNUT**


Code: 8686004

# FULLVIEW™ BAHAMA & E.A. COLONIAL



## **7/8" SERRATED TUBE**

Code: 1400120 20' Anodized  
lb/ft



## **1" SERRATED TUBE**

Code: 1402120 20' Anodized  
lb/ft