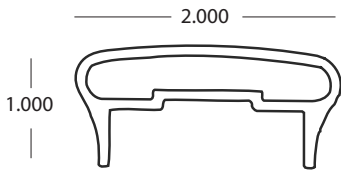


Aluminum

Welded Rail System

Top Caps - Custom Lengths available

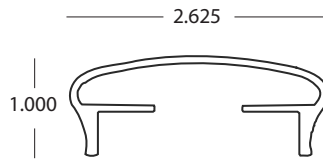


7178024

Wt./Ft.: .437#

Length: 24'

Accepts: 3/4" Pickets & 1-1/2" Post

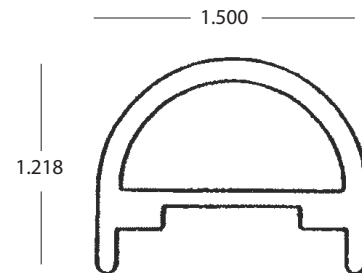


7162025

Wt./Ft.: .530#

Length: 25' 10"

Accepts: 3/4" Pickets & 2" Post

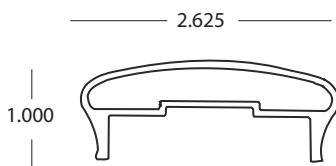


7180024

Wt./Ft.: .665#

Length: 24'

Accepts: 3/4" Pickets & 1-1/4" Post

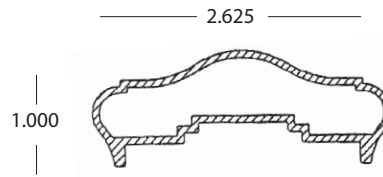


LI86110

Wt./Ft.: .573#

Length: 24'

Accepts: 3/4" & 2" Post

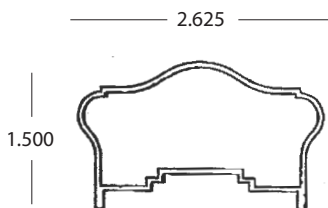


7348025

Wt./Ft.: .502#

Length: 25'

Accepts: 3/4" Pickets & 2" Post

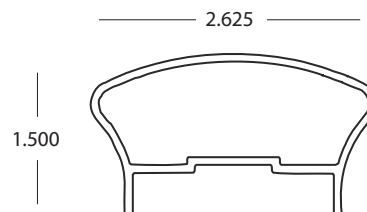


7347025

Wt./Ft.: .500#

Length: 25' 10"

Accepts: 3/4" & 1" Pickets & 2" Post



7184025

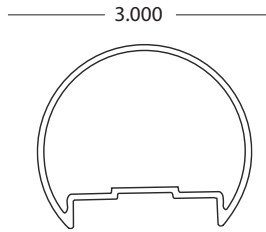
Wt./Ft.: .670#

Length: 25' 10"

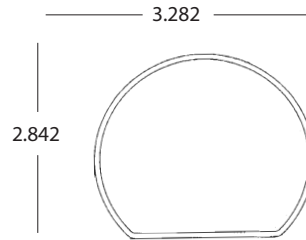
Accepts: 3/4" Pickets & 2" Post

Welded Rail System

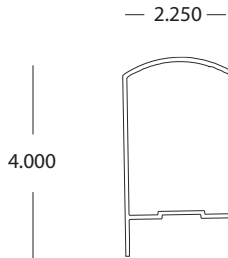
Top Caps - Custom Lengths available



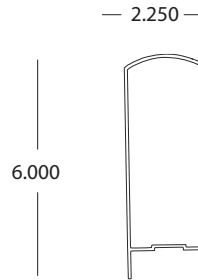
7196024
Wt./Ft.: .998#
Length: 24'
Accepts: 3/4" & 2" Post



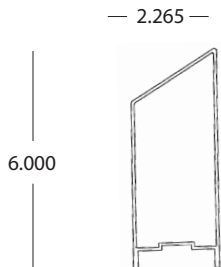
7200020
Wt./Ft.: 1.042#
Length: 20'
Mates: with 7196024



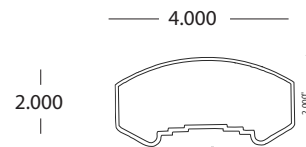
7262024
Wt./Ft.: 1.223#
Length: 24"
Accepts: 3/4" & 2" Pickets & 1-1/2" Post



7282024
Wt./Ft.: 1.799#
Length: 24'
Accepts: 3/4" Pickets & 2" Post



7294024
Wt./Ft.: 1.695#
Length: 24'
Accepts: 3/4" Pickets & 2" Post

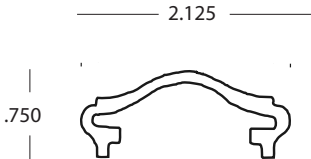


7240024
Wt./Ft.: 1.22#
Length: 24'
Accepts: 3/4" & 2" Pickets & 1-1/2" Post

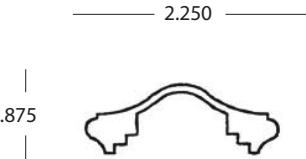
Aluminum

Welded Rail System

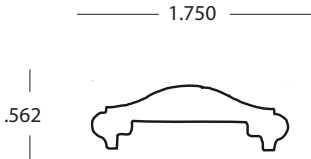
Top Caps - Custom Lengths Available



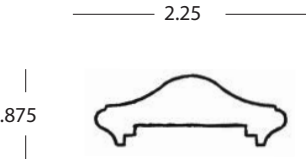
7332020
Wt./Ft.: .413#
Length: 24'
Accepts: 1-1/2" Channels



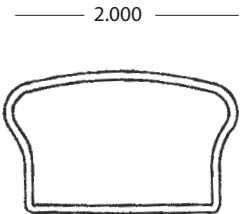
7334020
Wt./Ft.: .668#
Length: 20'
Accepts: 1", 1-1/4", & 1-1/2" Channels



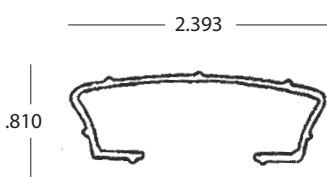
7330020
Wt./Ft.: .523#
Length: 20'
Accepts: 1", 1-1/4" Channels



7339020
Wt./Ft.: 1.180#
Length: 20'
Accepts: 1-1/4" & 1-1/2" Channels
Available: 6063-T52



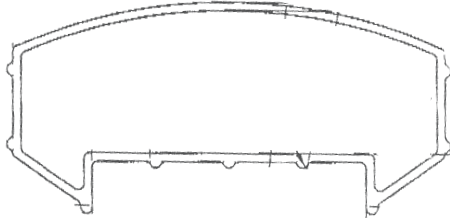
7188020
Wt./Ft.: .870#
Length: 20'
Mates: with 7184025



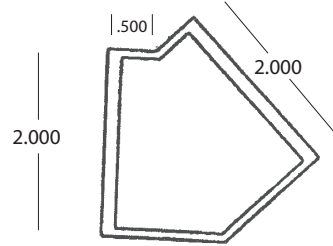
7190010
Wt./Ft.: .314#
Length: 10'
Mates: with 7184025

Welded Rail System

Top Caps - Custom Lengths Available

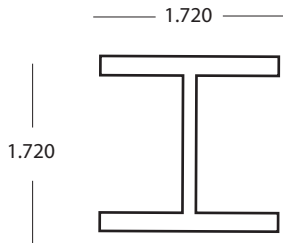


7241024
Wt./Ft.: .877#
Length: 24"
Mates: with 7240024



7518024
Wt./Ft.: 1.024#
Length: 24'
Description: 45 Degree post

2" X 2" Post Stiffner



7201012
Wt./Ft.: .976#
Length: 12'
Available: 6061-T6

Pre Punch 2" Pipe




DOT26061
Length: 20'
Mates: 3/4 Pipe Holes

2" Pipe Inner Sleeve

with 3/4" Holes



Dcp150x16m

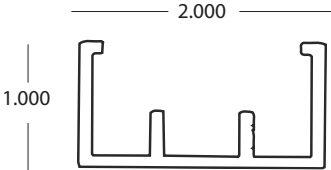


2" Pre Punch Pipe with Inner Sleeve assembled

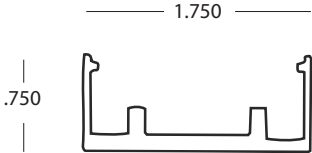
Aluminum

Welded Rail System

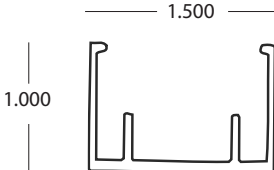
Bottom Channels with Welding Legs - Custom Lengths Available



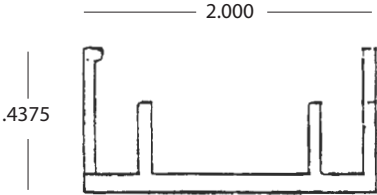
5932025
Wt./Ft.: .393#
Length: 25'
Accepts: 3/4" Pickets



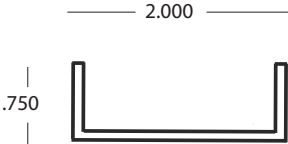
5924025
Wt./Ft.: .402#
Length: 25'
Accepts: 3/4" Pickets



5920025
Wt./Ft.: .331#
Length: 25'
Accepts: 3/4" Pickets

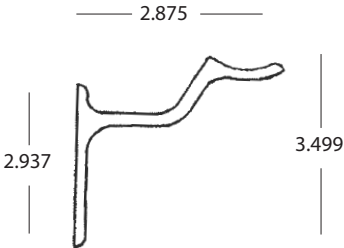


5933025
Wt./Ft.: .395#
Length: 25'
Accepts: 1" Picket

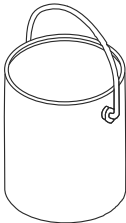


5930023
Wt./Ft.: .440#
Length: 23' 10"

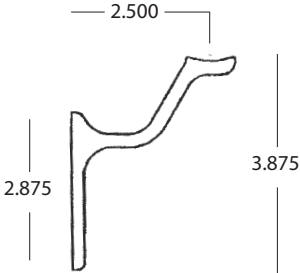
Miscellaneous Parts - Accessories



Pipe Bracket
Wt./Ft.: .1853#
Length: 16'
 6564016

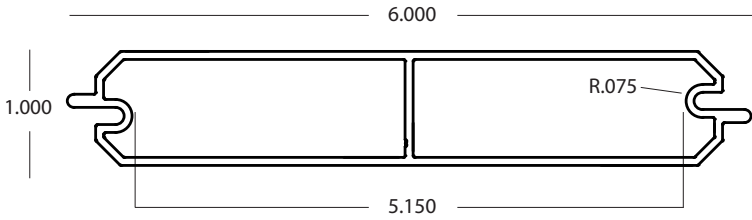


Quick-Rok Pails
 50 Lbs./Pail
 LI86149

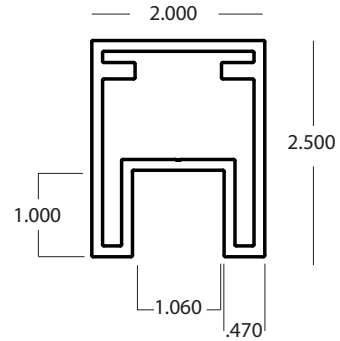


Pipe Bracket
Wt./Ft.: .2012#
Length: 16'
 5656016

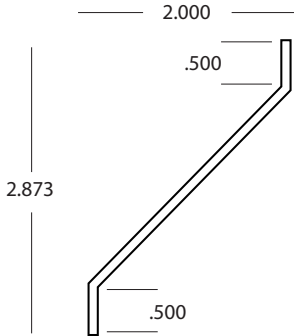
Miscellaneous Shapes



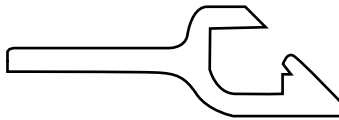
6x1 Tongue & Groove Slat
Wt./Ft.: .12.75#
Length: 20'
 7741020



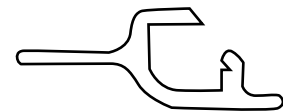
Gate Frame MF
Wt./Ft.: 39.32#
Length: 2' x 2.5'
 7740024



7140020
Wt./Ft.: .405#
Length: 20"
Description: Louver Blade



Bulk Universal Slide Connector x 17'
 6061-T6
 L186843



Bulk Universal Slide Connector
 L186844