



ACCURATE

LOCK & HARDWARE

AMERICAN CRAFTED SINCE 1972

G-ML + GO-ML SERIES

UNIVERSAL MORTISE GLASS PATCH FOR SWINGING DOORS



Innovative Solutions for Glass Doors

G-ML + GO-ML SERIES

This patch is designed to provide an aesthetically pleasing and suitable structure to allow any mortise lock to be installed on glass. The G-ML Patch Kit consists of two pieces that 'sandwich' the glass creating a secure and contemporary solution for frameless glass openings.

G-ML + GO-ML Series

UNIVERSAL MORTISE GLASS PATCH

- Available centered on glass (G-ML) or offset on glass (GO-ML)
- Designed to retrofit other manufacturers' locks with glass partitions and frameless openings
- Standard set up is for $2\frac{3}{4}$ " backset onto $\frac{1}{2}$ " thick tempered glass
- Patch only ($5\frac{1}{2}$ " x 10"), lock not included
- Custom options available including: other backsets, other door thicknesses, custom anodized aluminum finishes/colors



Outside

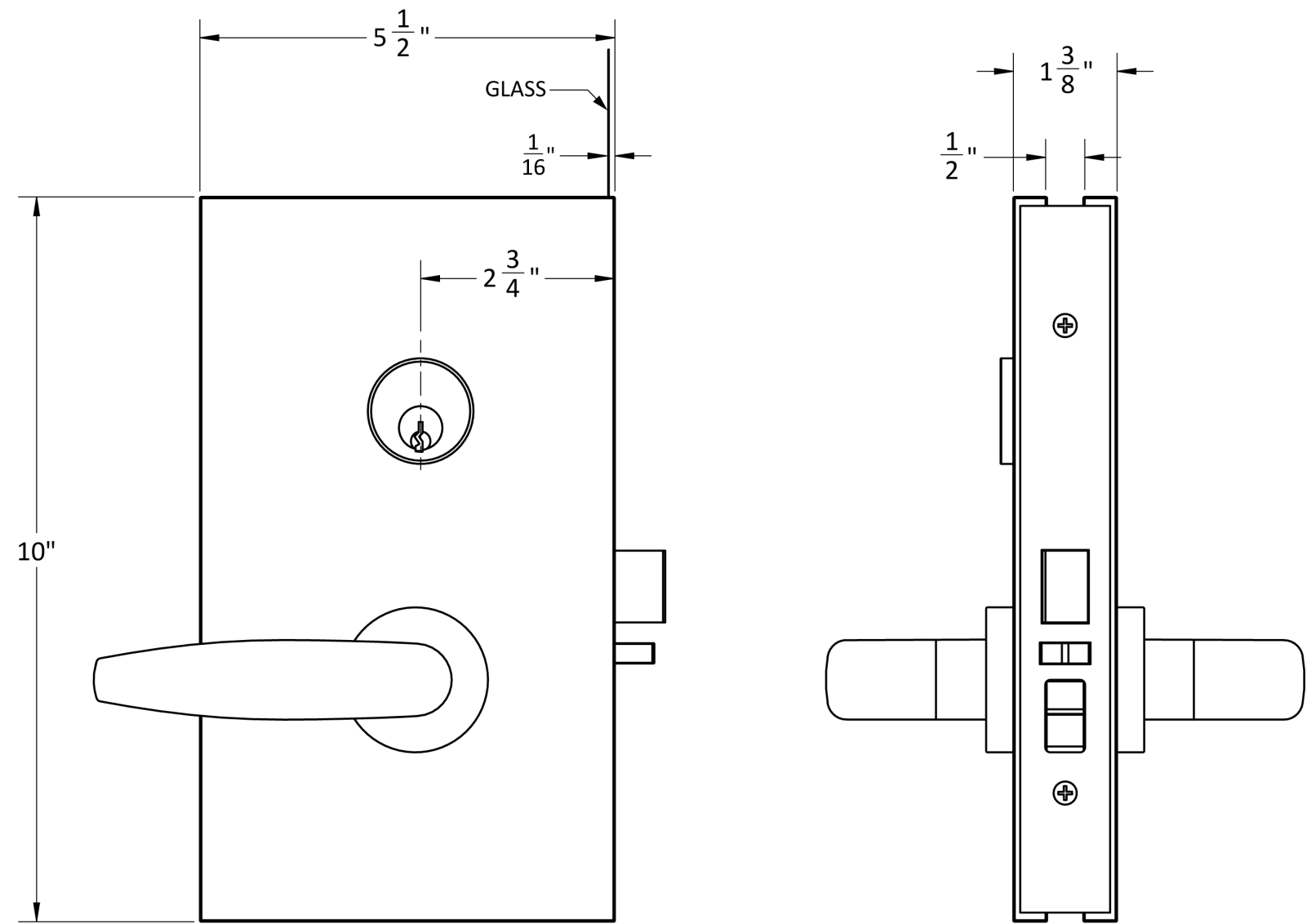


Inside

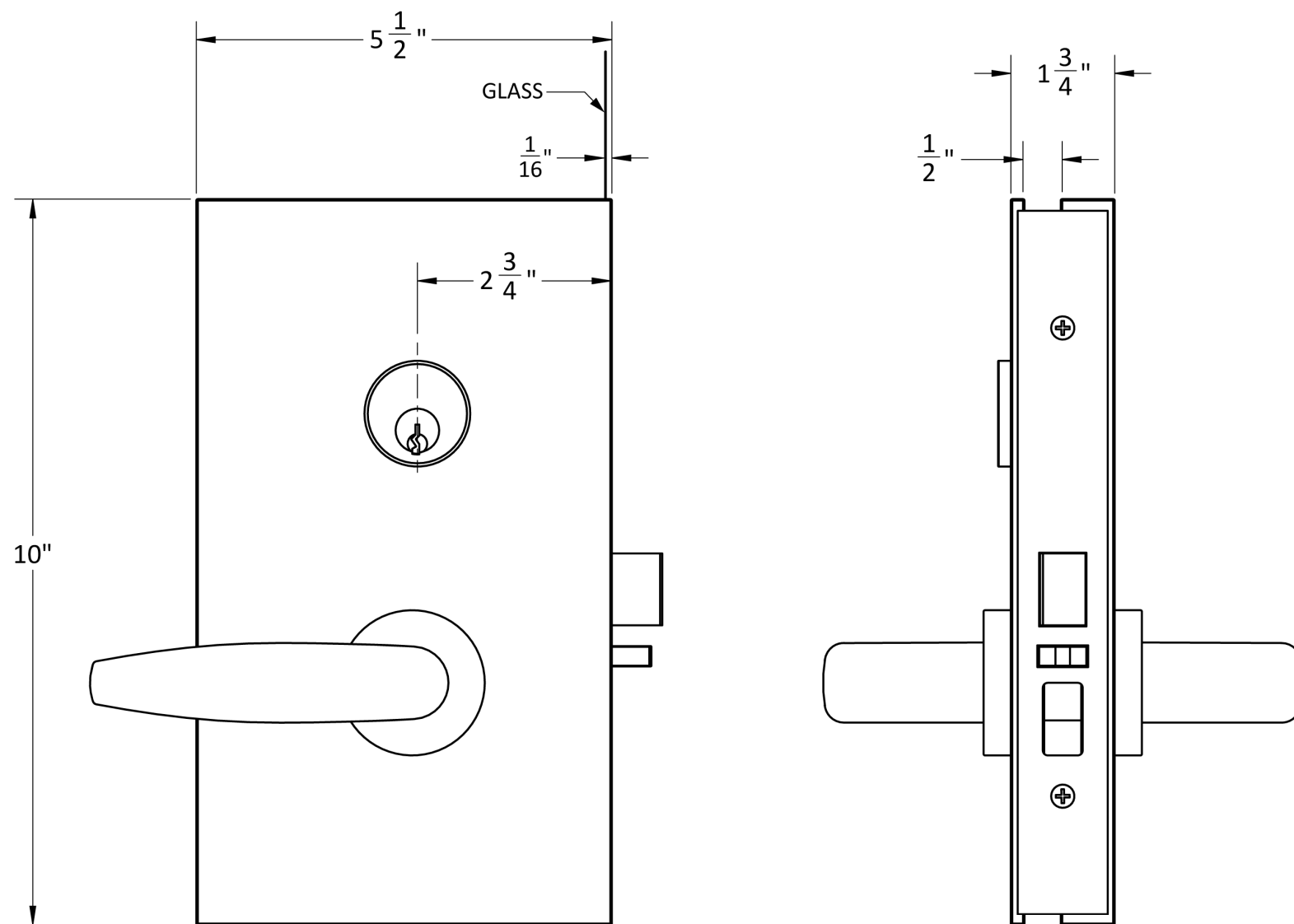
Note: Mortise locks to be supplied by others and can be installed onsite once G-ML/GO-ML patch is installed.

G-ML SERIES

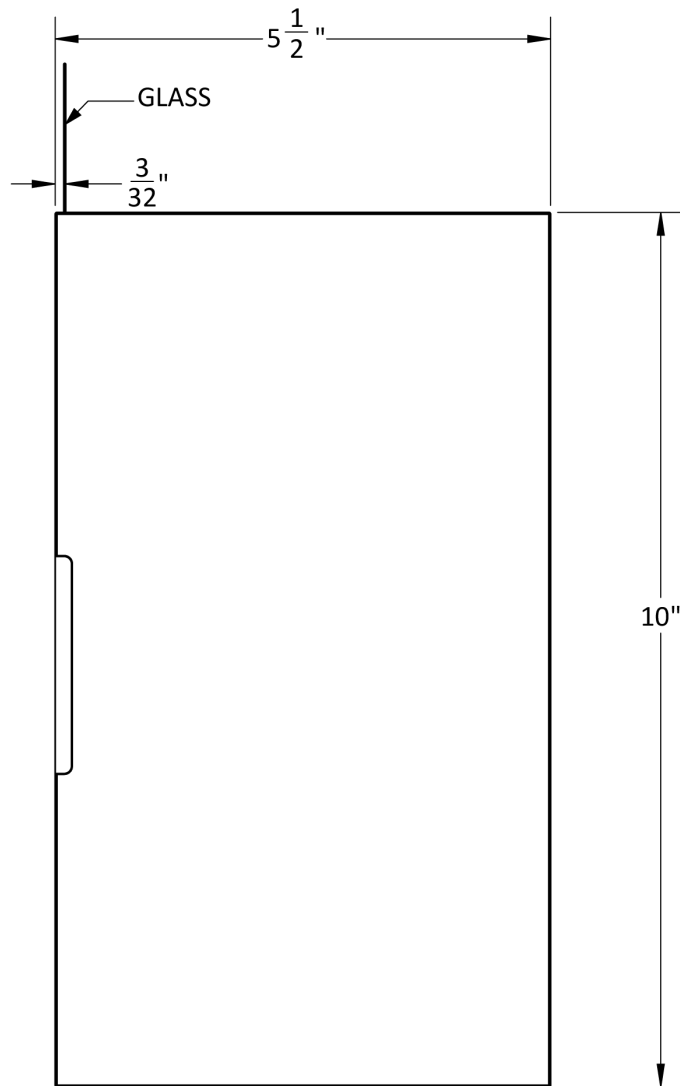
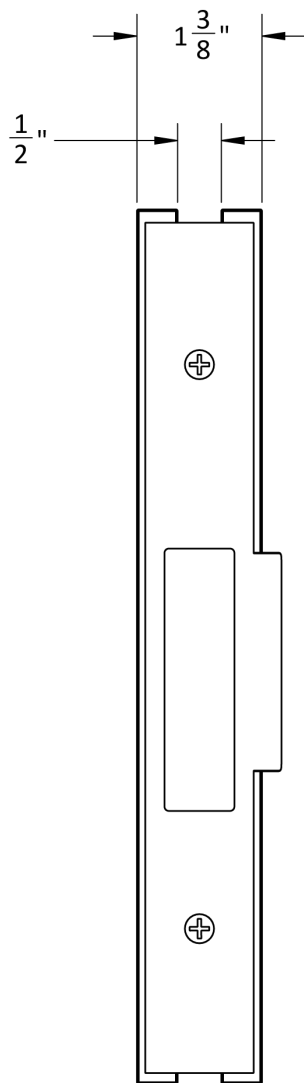
G-ML Centered on Glass Patch Dimensions



GO-ML Offset on Glass Patch Dimensions



G-ML-GPS Centered on Glass Patch Strike

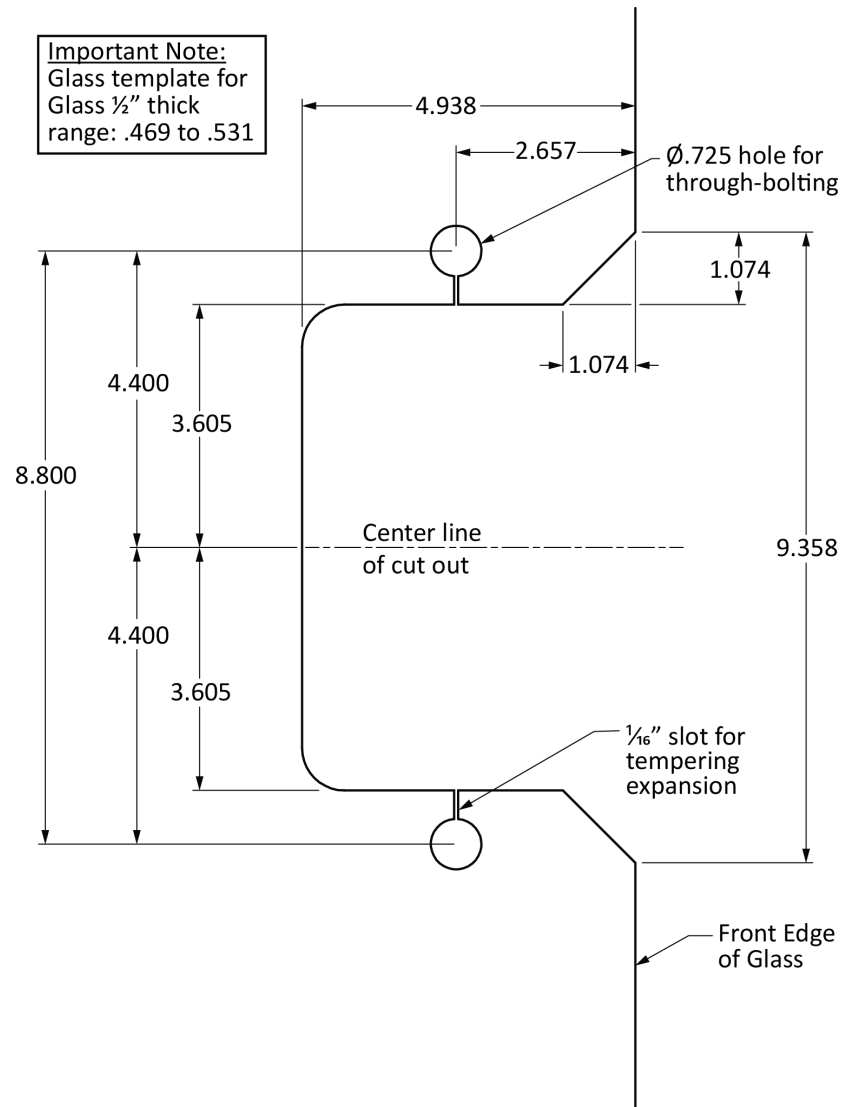


G-ML-GPS is specified and sold separately.

G-ML-GPS GLASS PATCH STRIKE
(specified and sold separately)

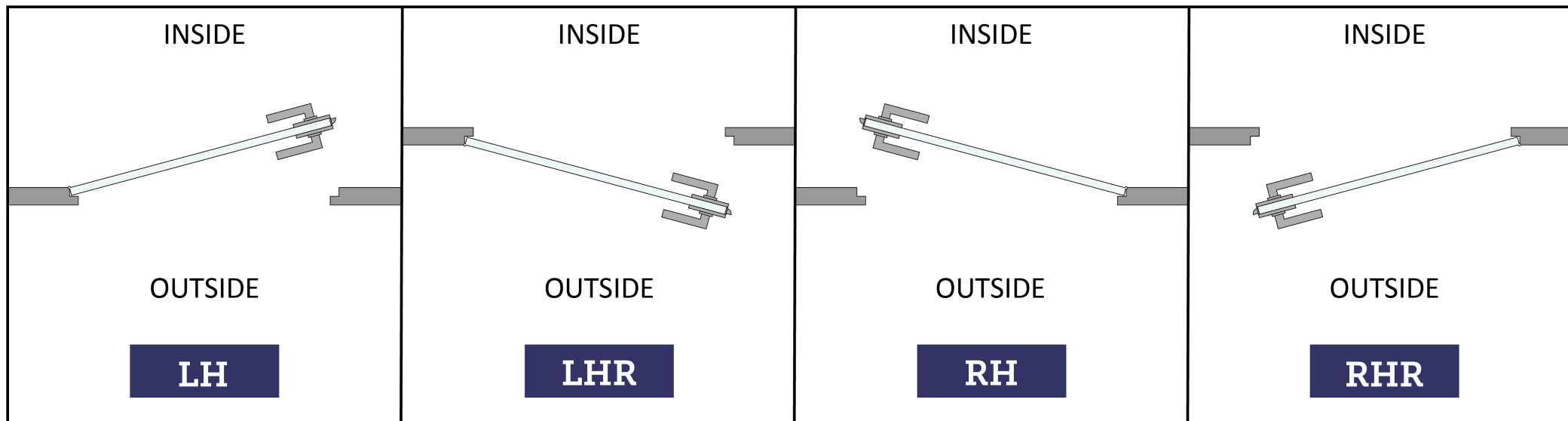
G-ML | GO-ML | G-ML-GPS

Glass Prep Template



HOW TO SPECIFY

HANDING



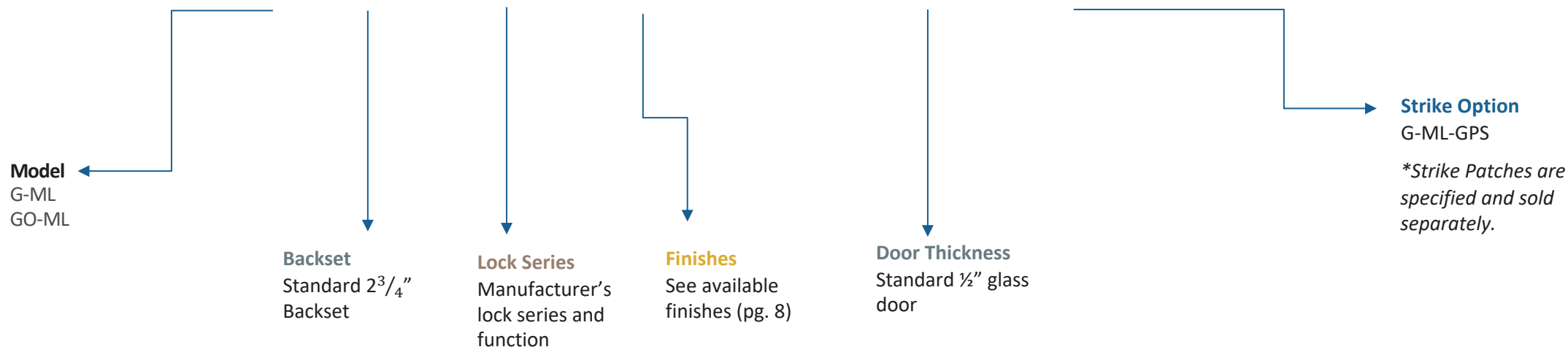
FINISHES

US28, ESN, US19

Other finishes available, please [contact us](#) for assistance.

G-ML | HOW TO SPECIFY

MODEL.BACKETSET.LOCKSERIES.FINISH.HAND.DOORTHICKNESS.STRIKE OPTION



EXAMPLES

Glass Patch | Centered | To Accept Schlage L9050 Office Function | Matching Patch Strike
E.g. G-ML.234.SCHLAGEL9050.US19.LH.1/2.G-ML-GPS

Glass Patch | Centered | To Accept Yale | Matching Patch Strike
E.g. G-ML.234.YALE8807.ESN.RH.1/2.G-ML-GPS

Glass Patch | Offset | To Accept Schlage L9070 | No Strike
E.g. GO-ML.234.SCHLAGEL9070.US19.RH.1/2

NOTES

- Mortise Locks to be supplied by others and can be installed onsite once G-ML/GO-ML patch is installed.
- Glass Patch Strikes are specified and sold separately.

ACCURATE LOCK & HARDWARE MANUFACTURERS OF LOCKS AND CUSTOM ARCHITECTURAL HARDWARE

1 Annie Place | Stamford, CT 06902

P: 203.348.8865

F: 203.348.5234

E: sales@accuratelockandhardware.com

www.accuratelockandhardware.com



AMERICAN CRAFTED
— SINCE 1972 —