

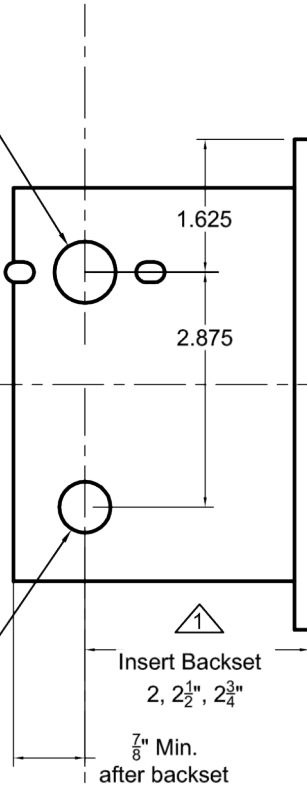
5
Knob or Lever
hole $\frac{3}{4}$ " \varnothing

MAGNET
3.187
2
C of Lock

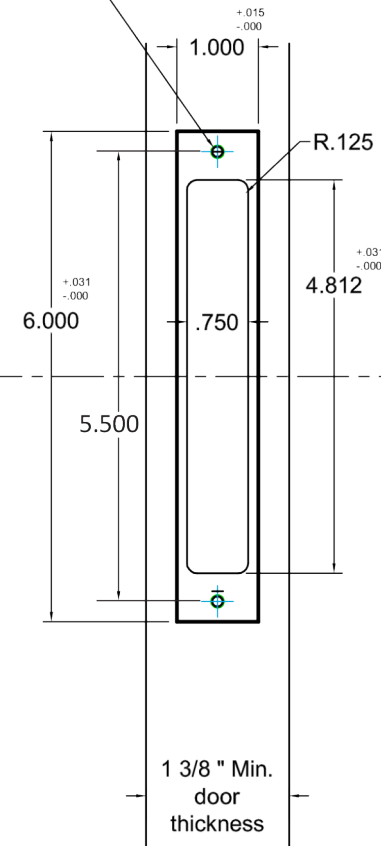
2
C of Strike
.281

5
Inside Thumbturn
Hole $\frac{5}{8}$ " \varnothing

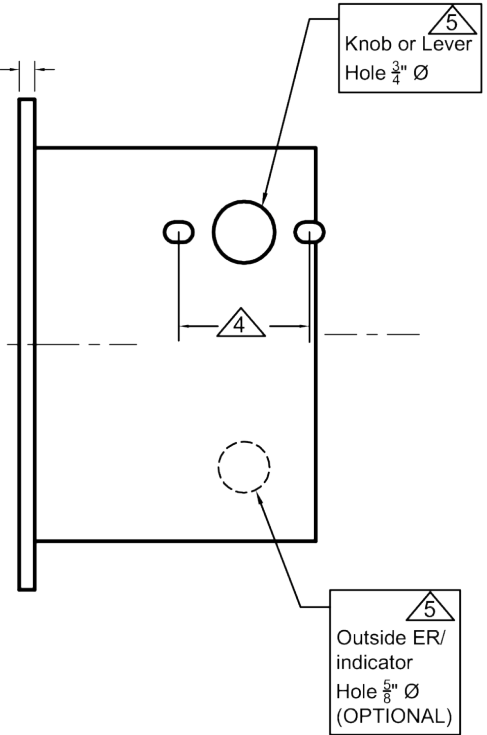
INSIDE
OF DOOR



3
2-places



OUTSIDE
OF DOOR



Notes:

- 1 Insert backset here 2, 2 1/2" or 2 3/4"
- 2 Centerline of strike and front are the same.
- 3 Prep for #8 wood or 8-32 machine screws .
- 4 Through-bolting holes **ONLY** if required. See trim manufacturers standard template for details
Accurate lock's accommodates 1 1/2" to 1 11/16" center to centers and up to 1/4" dia. post.
IMPORTANT: Through-bolting holes only apply to 2 1/2" and 2 3/4" backset locks (there is no through-bolting on the 2" backset version)
- 5 Knob, thumbturn and ER holes may vary from different trim manufacturers. Please refer to their templates to confirm these dimensions.

Additional Notes:

- a) **Responsibility:** Door and frame manufacturers are responsible for providing adequate construction or re-inforcement for proper installation of hardware shown.
- b) See Spec.9839ML for additional details.



ACCURATE
LOCK & HARDWARE
AMERICAN CRAFTED SINCE 1972

Standard 9839ML Magnetic Privacy
Latch - All Backsets

T-ALH.9839ML