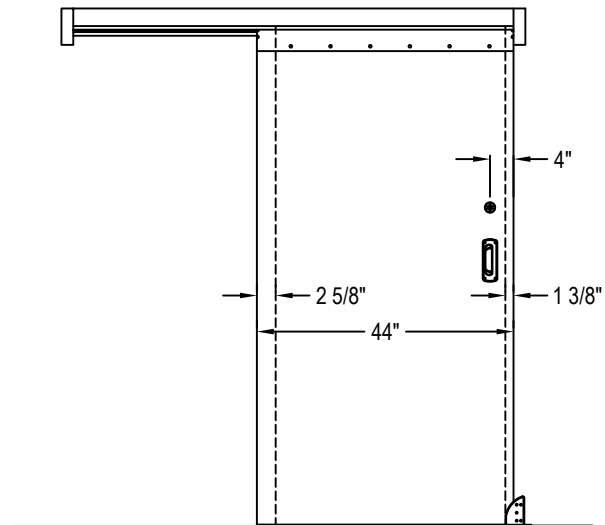
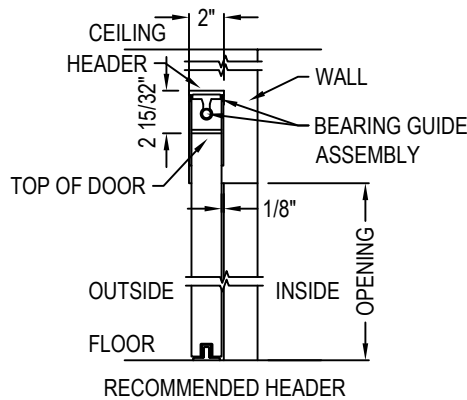


OPEN - OUTSIDE VIEW



CLOSED - OUTSIDE VIEW



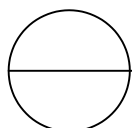
RECOMMENDED HEADER

**MANUFACTURER'S NOTES:**

1. CONCEALED TRACK SYSTEM HANGS A 1 3/4" THICK DOOR WITH MINIMAL SURFACE APPLIED GAP WITHOUT ANY EXPOSED ANCHOR POINTS OF CAVITIES.
2. PRIVACY FUNCTION AND KEYED DEADBOLT AVAILABLE. MORTISE AND TUBULAR LOCK OPTIONS AVAILABLE BASE ON APPLICATION.
3. CONTRIBUTES TO SMALLER PATIENT ROOM DESIGN SAVING UP TO 45% OF SPACE.
4. STRENGTH TESTED TO MEET OR EXCEED SWINGING DOOR SPECS (ANSI A250.13 (6.1.12). SYSTEM WITHSTANDS ABUSE AND CONTINUES TO FUNCTION EVEN AFTER DOOR FAILURE.
5. THE USE OF REINFORCED HOLLOW METAL DOORS IS RECOMMENDED FOR HIGH ABUSE ENVIRONMENTS.
6. THERE ARE TWO BALL BEARING BLOCKS, EACH HAVING A DYNAMIC LOAD CAPACITY OF 1240LBS.

**NOTES:**

1. INSTALLATION TO BE COMPLETED IN ACCORDANCE WITH MANUFACTURER'S SPECIFICATIONS.
2. DO NOT SCALE DRAWING.
3. THIS DRAWING IS INTENDED FOR USE BY ARCHITECTS, ENGINEERS, CONTRACTORS, CONSULTANTS AND DESIGN PROFESSIONALS FOR PLANNING PURPOSES ONLY. THIS DRAWING MAY NOT BE USED FOR CONSTRUCTION.
4. ALL INFORMATION CONTAINED HEREIN WAS CURRENT AT THE TIME OF DEVELOPMENT BUT MUST BE REVIEWED AND APPROVED BY THE PRODUCT MANUFACTURER TO BE CONSIDERED ACCURATE.
5. CONTRACTOR'S NOTE: FOR PRODUCT AND COMPANY INFORMATION VISIT [www.CADdetails.com/info](http://www.CADdetails.com/info) AND ENTER REFERENCE NUMBER 5341-055.



## LIGATURE RESISTANT SLIDING DOOR SYSTEM

LR-SDS: LIGATURE RESISTANT SLIDING DOOR

[CLICK HERE TO VIEW REVIT FILE](#)

