

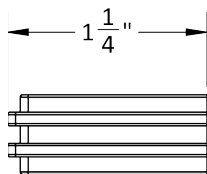
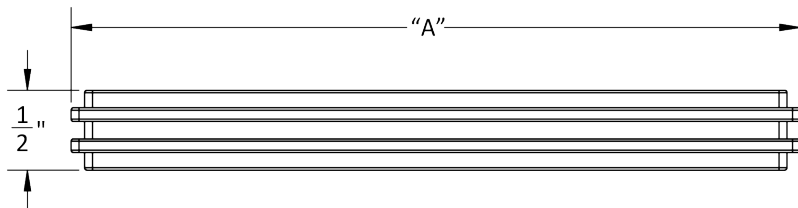
**CARRERA | SQUARE CABINET PULL**

BOLD & DYNAMIC WITH A TAILORED ELEGANCE



TF.CAR.SQ.CP

SHOWN IN US4



A= 4", 6", 8", 10", 12", 14", 16" CENTER TO CENTER  
Custom Sizes Available



BB

TB




US3NL

US4



US4NL

US14



TN

US15A



US19

US19LL.M