



ACCURATE

LOCK & HARDWARE

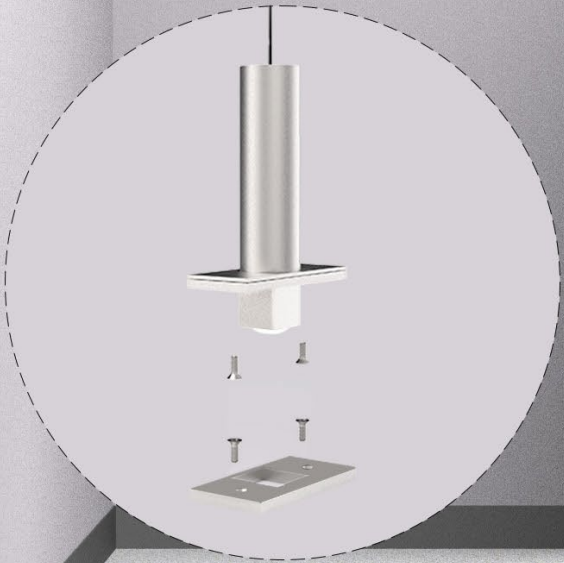
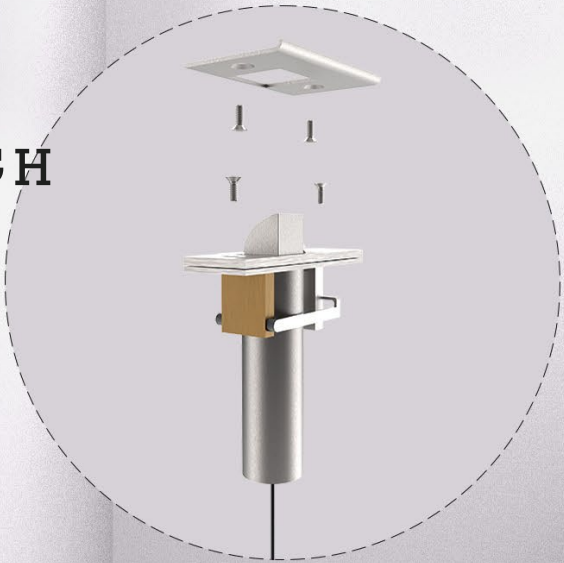
AMERICAN CRAFTED SINCE 1972

Ligature Resistant Multi-Point Mortise Lockset

HIGH SECURITY MORTISE WITH 3-POINT LATCHING

LIGATURE RESISTANT HIGH SECURITY MULTI-POINT LOCKSET

The LR-9100SEC-MP series latches into the top jamb, side jamb and floor to provide additional security for seclusion rooms or other high risk areas. This High Security Mortise Lock withstands over 300x the abuse compared to a standard Grade 1.



LR-9100SEC-MP



- 2-3/4" Backset Standard
- 3-point latching
- Deadbolt available for added security
- For 1-3/4" thick doors
- Supplied with Ligature Resistant Crescent Handles (CH) meeting accessibility requirements and the most stringent ligature resistant requirements
- Variety of functions available including storeroom, classroom and deadbolt security for seclusion rooms.



STRONG
High Security Mortise Lock

Proven to withstand over 300x more abuse than the Grade 1 requirement

LR-9100SEC-MP

LIGATURE RESISTANT CRESCENT HANDLE

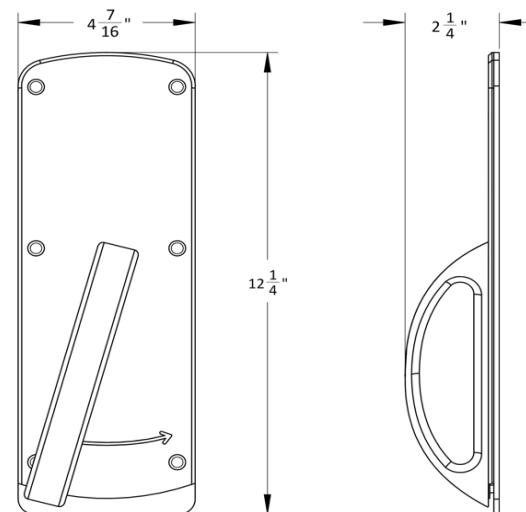


PAPERCLIP PROTECTION

Meets the Highest Safety Ratings

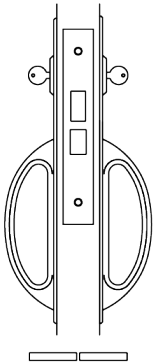
The Crescent Handle has been recognized as Gold Standard hardware for behavioral healthcare facilities by NYS-OMH*. This superior hardware solution meets the industry's highest safety ratings including withstanding paperclip testing.

CH HANDLE DIMENSIONS



*Reference [NYS-OMH Guide](#)

LR-9100SEC-MP TYPICAL FUNCTIONS

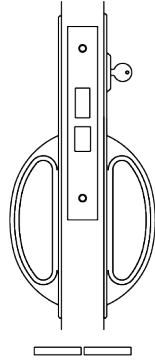


LR-9122SEC-MP STORE DOOR LOCK/SECURITY DEADBOLT

Latch bolt by handle either side unless deadbolt is thrown.

Inside handle won't retract deadbolt when projected.*

Deadbolt by key either side.

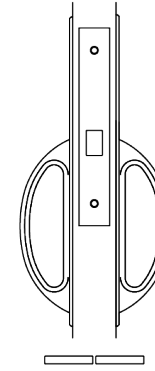


LR-9124SEC-MP DORMITORY

Latch bolt by handle either side unless deadbolt is thrown, in which case outside handle becomes rigid.

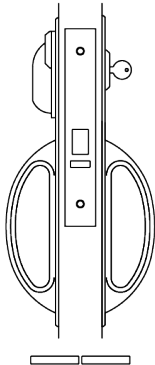
A turn of inside handle retracts latch and deadbolt simultaneously, automatically unlocking outside handle.

Deadbolt by key outside.



LR-9125SEC-MP PASSAGE

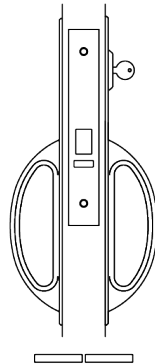
Latch bolt by handle either side.



LR-9144SEC-MP INSTITUTIONAL PRIVACY

Latch bolt by handle either side unless outside handle is locked by thumb turn. Thumb turn locks or unlocks outside handle. Key locks or unlocks outside handle. Key retracts latch as an independent function of the thumb turn to allow retraction if thumb turn is forcibly held in locked position.

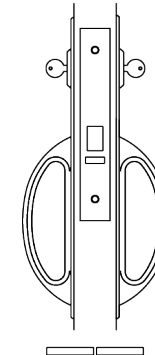
Auxiliary latch deadlocks latch bolt. Outside handle unlocks when inside handle is turned (closing door will not unlock outside handle).



LR-9145SEC-MP CLASSROOM

Latch bolt by key outside and handle either side unless outside handle is locked by key.

Auxiliary latch deadlocks latch bolt.



LR-9145SSEC-MP CLASSROOM SECURITY

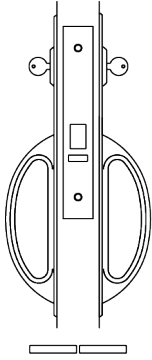
Latch bolt by handle either side unless outside handle is locked by key outside or inside.

When locked, latch bolt retracted by key inside or outside or handle inside.

Inside handle is always free.

Auxiliary latch deadlocks latch bolt.

LR-9100SEC-MP TYPICAL FUNCTIONS



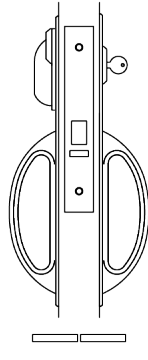
LR-9146SEC-MP CLASSROOM DOUBLE LOCKING

Latch bolt by key from either side.

Key from either side locks and unlocks outside **and** inside handles.*

Auxiliary latch deadlocks latch bolt.

**Verify code compliance before specifying this function.*



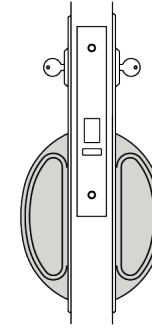
LR-9153SEC-MP OFFICE/ENTRY

Latch bolt by key outside and handle either side unless outside handle is locked by thumb turn or key.

Key or thumb turn locks or unlocks outside handle.

Operating inside handle will not unlock outside handle if locked

Auxiliary latch deadlocks latch bolt.



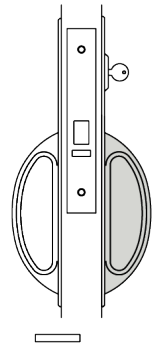
LR-9158SEC-MP INSTITUTIONAL OR ASYLUM

Latch by key either side.

Inside and outside handle always **rigid**.*

Auxiliary latch deadlocks latch bolt.

**Verify code compliance before using this function.*

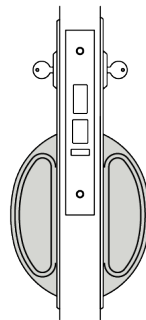


LR-9159SEC-MP STOREROOM

Latch by handle inside and key outside.

Outside handle always **rigid**.

Auxiliary latch deadlocks latch bolt.



LR-9160SEC-MP ASYLUM WITH DEADBOLT

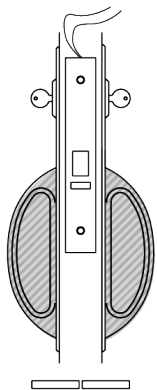
Latch by key either side. Deadbolt by key either side (key projects deadbolt and retracts latch bolt and deadbolt).

Inside and outside handle always **rigid**.*

Auxiliary latch deadlocks latch bolt.

**Verify code compliance before using this function.*

LR-9100SEC-MP ELECTRIFIED FUNCTIONS



LR-M9158ESEC-MP

MOTOR DRIVE ELECTRIFIED MORTISE SET (BOTH SIDES)

Latch bolt by key either side.

Auxiliary latch deadlocks latch bolt.

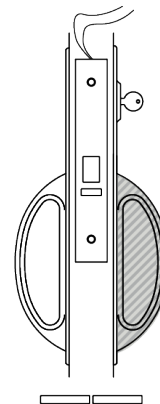
FAIL SECURE OPERATION*:

Inside and outside trim unlocked when power is applied, and locked when power is removed.

FAIL SAFE OPERATION:

Inside and outside trim locked when power is applied and unlocked when power is removed.

Lockset will unlock in the event of power failure.



LR-M9159ESEC-MP

MOTOR DRIVE ELECTRIFIED MORTISE SET

Inside trim always free.

Latch bolt by key outside.

FAIL SECURE OPERATION*:

Outside trim is unlocked when power is applied, and locked when power is removed.

FAIL SAFE OPERATION:

Inside and outside trim locked when power is applied and unlocked when power is removed.

Lockset will unlock in the event of power failure.

Available with AE – AUTHORIZED EGRESS

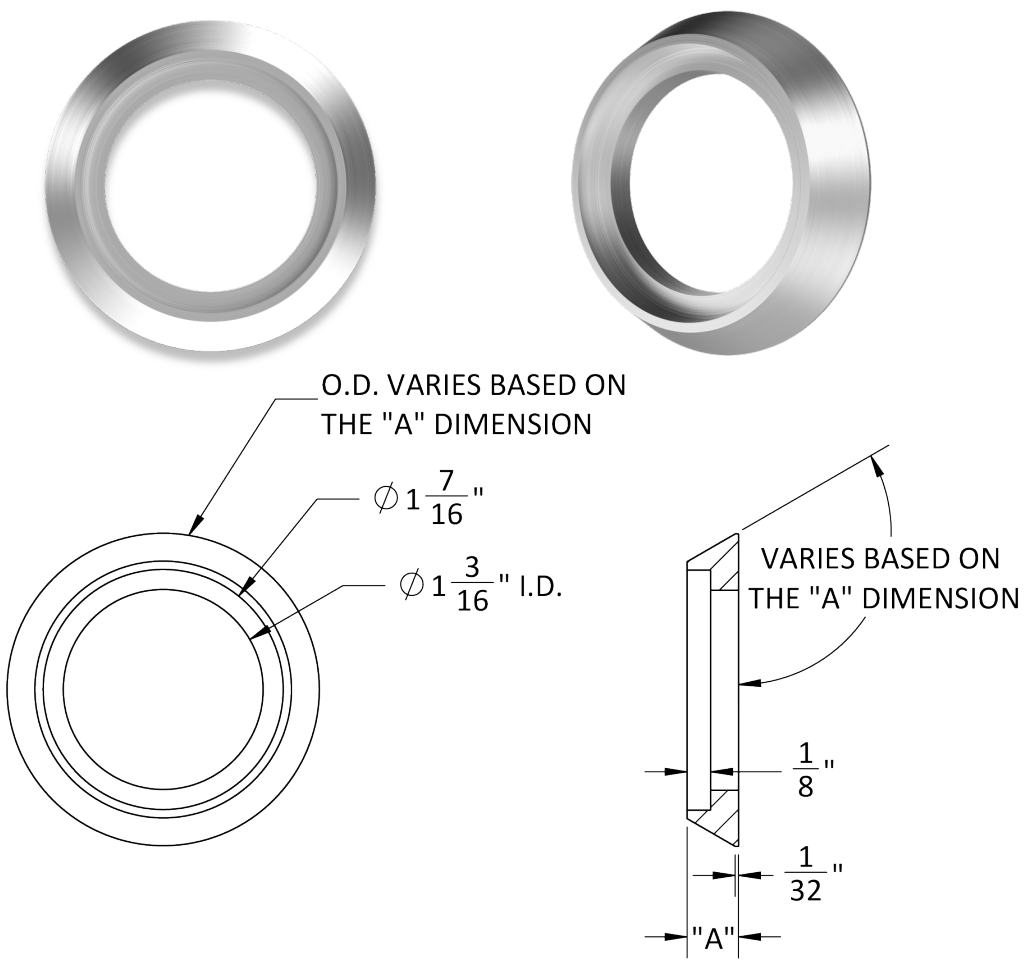
Also referred to as REQUEST TO EXIT (or RX switch), monitors the use of the INSIDE trim when the OUTSIDE trim is locked.

**Lock is furnished as FAIL SECURE and can easily be changed to FAIL SAFE via the switch on the front.*

LIGATURE RESISTANT CYLINDER COLLARS

FOR MORTISE TYPE CYLINDERS

LRCC



Cylinder Length	P/N (for CH Mortise Sets with Active Crescent Plates)*	P/N (for CH Mortise Sets with Dummy Crescent Plates)*
1 1/8"	LRCC.187	LRCC.312
1 1/4"	LRCC.312	LRCC.437
1 3/8"	LRCC.437	LRCC.562
1 1/2"	LRCC.562	LRCC.687
OTHER	LRCC.A Indicate required thickness OR specify cylinder length and lockset from list below	LRCC.A Indicate required thickness OR specify cylinder length and lockset from list below
	For CH9122, CH9124, CH9144, CH9145, CH9145S, CH9146, CH9153, CHM9158E, CHM9159E sets	For CH9158, CH9159, CH9160 sets

*Part numbers/sizes are based on sets for 1 3/4" thick doors, using L-PC style Crescent plates.

SPECIFY LRCC.A AS SPECIAL OPTION BASED ON CYLINDER APPLICATION OR LENGTH.

11 | 10 | 9 | 8 | 7 | 6 | 5 | 4 | 3 | 2 | 1 | 9

HOW TO SPECIFY

FUNCTION

BACKSET
2-3/4" Standard

TRIM
CH Crescent
Handle

FINISH
Standard
US26D/US32D.
Call for assistance with
other architectural
finishes

DOOR THICKNESS
Standard 1³/₄" doors

LRCC.A
Specify LRCC for
tapered cylinder
collars
(A = indicate
cylinder length
being used)

EXAMPLE

LR-9122SEC-MP

E.g. LR-9122SEC-MP.234.CH.US26D.HAND.134.LRCC.A

ACCURATE LOCK & HARDWARE
MANUFACTURERS OF LOCKS AND
CUSTOM ARCHITECTURAL HARDWARE

1 Annie Place | Stamford, CT 06902

P: 203.348.8865

F: 203.348.5234

E: sales@accuratelockandhardware.com

www.accuratelockandhardware.com

AMERICAN CRAFTED
— SINCE 1972 —