



ACCURATE

LOCK & HARDWARE

AMERICAN CRAFTED SINCE 1972

LR-EX SERIES LIGATURE RESISTANT EXIT DEVICE SOLUTIONS

TAILORED SOLUTIONS TO BRING FACILITIES TO COMPLIANCE

LR-EX SERIES

A unique solution that upgrades commercially available panic bar devices into a ligature resistant, vandal-proof solution.

Available options include:

- Panic bar only (LR-PB)*
- Exit device trim only (LR-EX-CH)
- Panic bar and exit device trim (LR-INEX)

The solution does not affect the rating of the device: the shroud/exit device trim is manufactured as a cover that wouldn't affect rating of the door.

LR-EX-CH trim incorporates the Gold Standard Ligature Resistant Crescent Handle Design for safety and ease of use

(*) On behavioral applications, availability of the Panic bar trim is restricted by the shape/push action of the desired device



LR-EX-CH.VD230L-BE
CRESCENT HANDLE TRIM
(Outside)

LR-PB-VD22
LIGATURE RESISTANT
PANIC BAR TRIM
(Inside)





LR-EX Series: LR-PB Panic Bar Trim

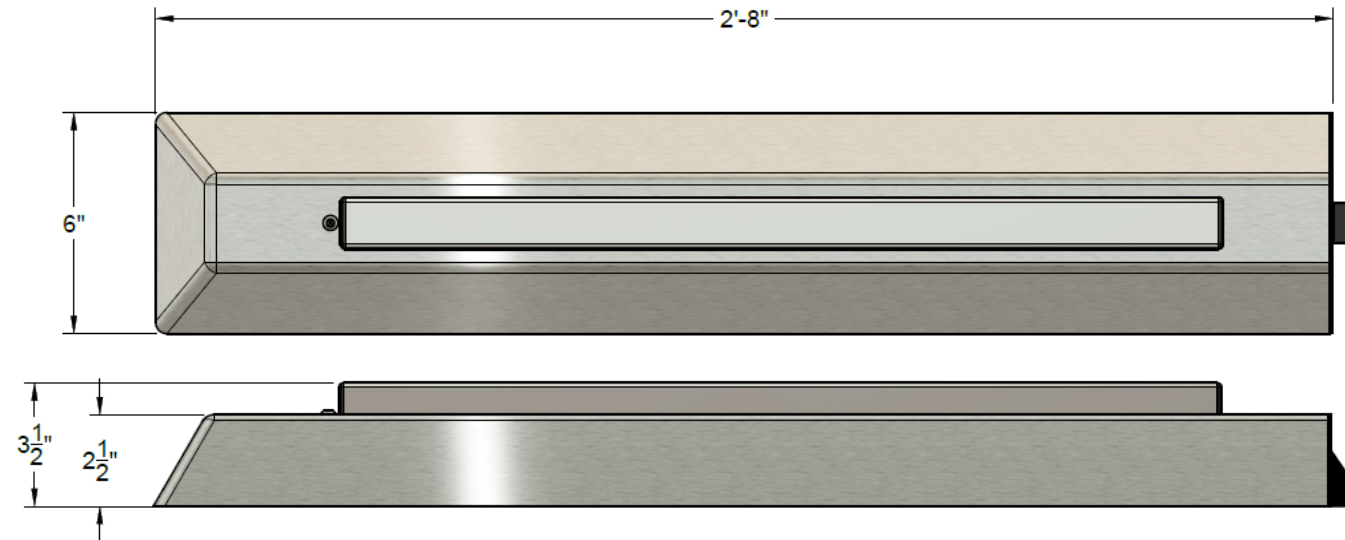
Only offered for Von Duprin 22, Falcon 25 and Accentra 7100
Panic bar must be sent to Accurate for fitting/conversion

The LR-PB is a shroud that fits an existing panic bar (by others).

On Behavioral Healthcare applications, availability of the LR-PB is restricted by the shape and push action of the desired device; therefore, the LR-PB is only offered for:

- Von Duprin 22
- Falcon 25
- Accentra 7100

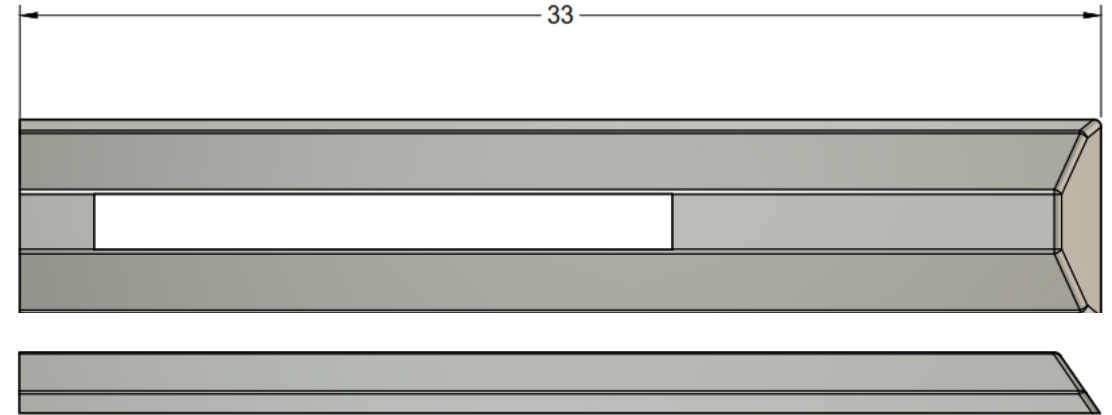
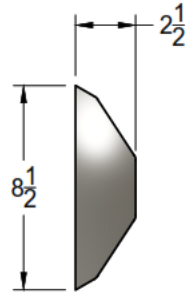
LR-PB-VD22




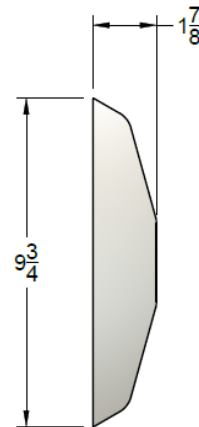
LR-EX Series: LR-PB Panic Bar Trim

Only offered for Von Duprin 22, Falcon 25 and Accentra 7100
Panic bar must be sent to Accurate for fitting/conversion

**LR-PB-ACCENTRA
7100**



LR-PB-F25



LR-EX Series: LR-EX-CH Exit Device Trim

The LR-EX-CH Exit Device trim features a specialized Gold Standard Crescent Handle, designed specifically for Panic Device applications. It adapts to most devices by integrating the original exit device trim components into a ligature-resistant housing.

Custom CP Crescent Pull options are available to replace Von Duprin trims, such as the 990DT, 990NL, or 230NL (template required). For other trim types, the standard device trim must be sent to Accurate for proper conversion and fitting.

LR-EX-CH-990DT



LR-EX-CH-990NL

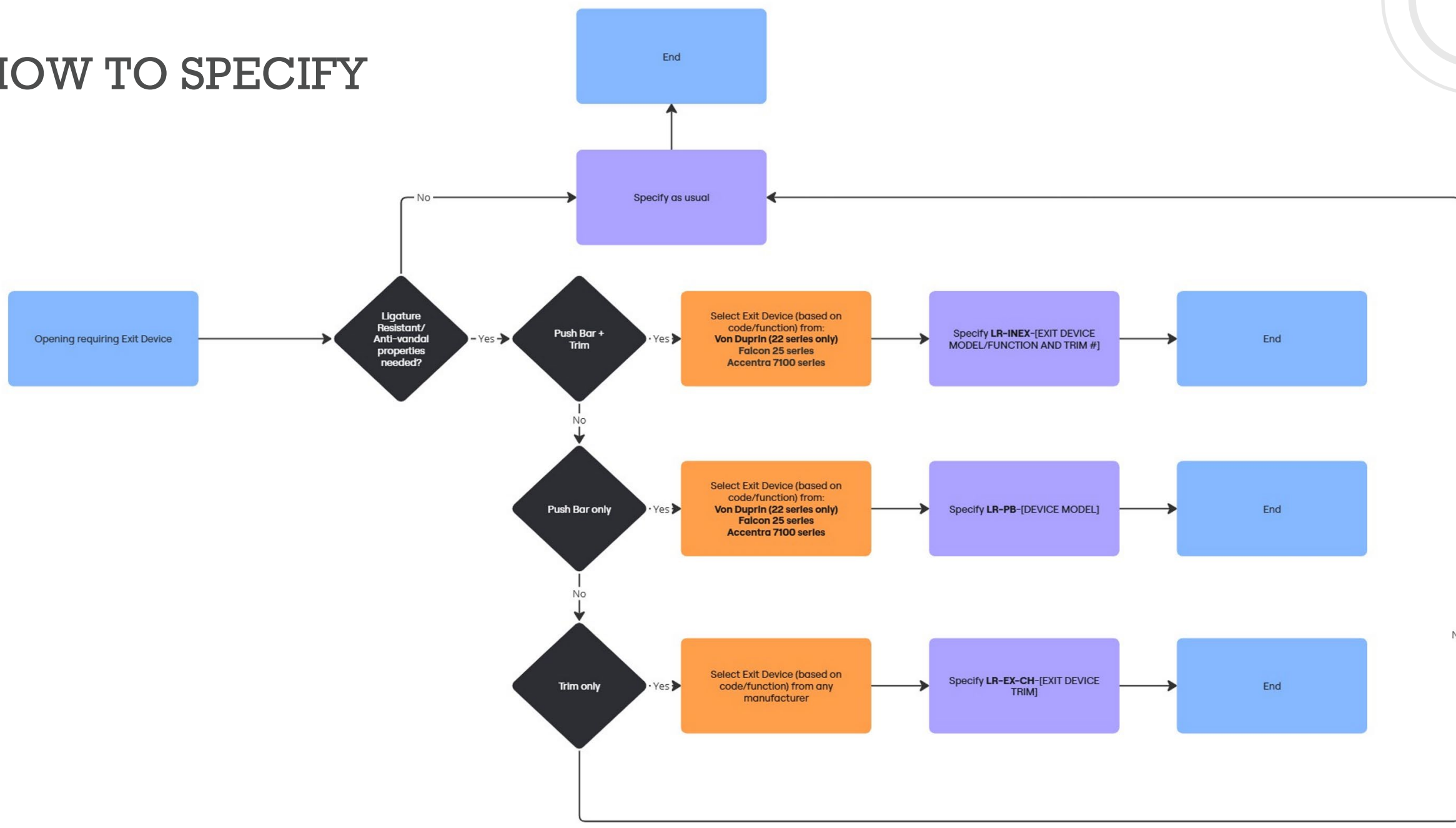


LR-EX-CH-996L-BE

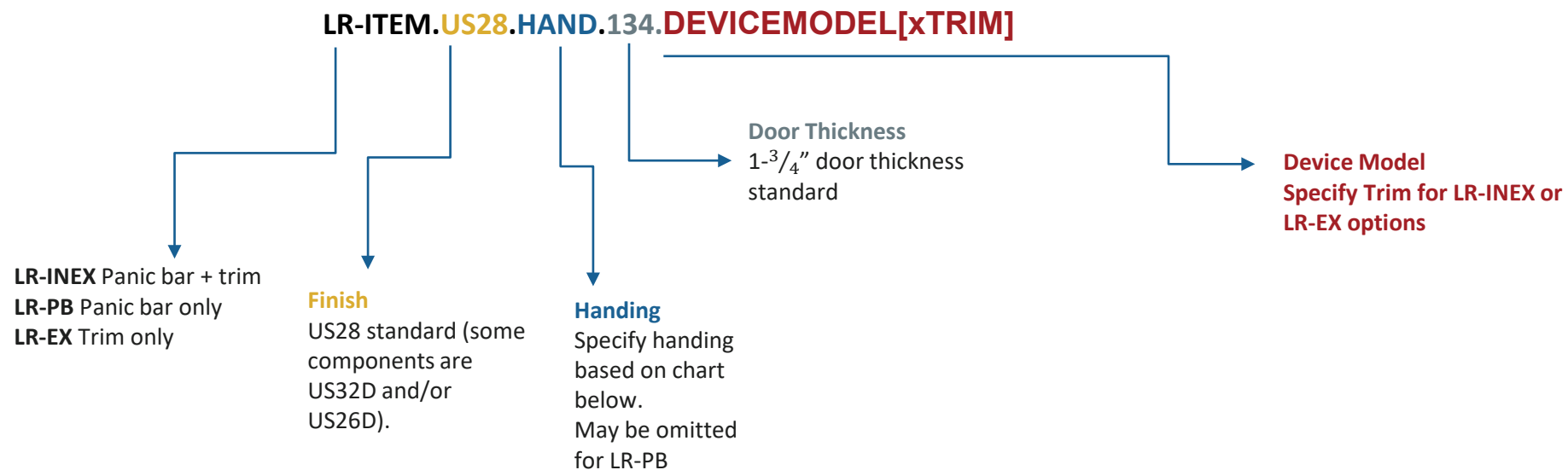


**Dimensions vary based on application*

HOW TO SPECIFY



HOW TO ORDER



EXAMPLES

Panic Device Trim | Von Duprin 99 device (passage)

E.g.: LR-CH-EX.US28.RHR.134.VD99 x 996L-BE

Panic Device Trim | To replace 990-DT on 9850 WDC Device

E.g.: LR-CH-EX.US32D.LHR.134. VD99 x 990DT

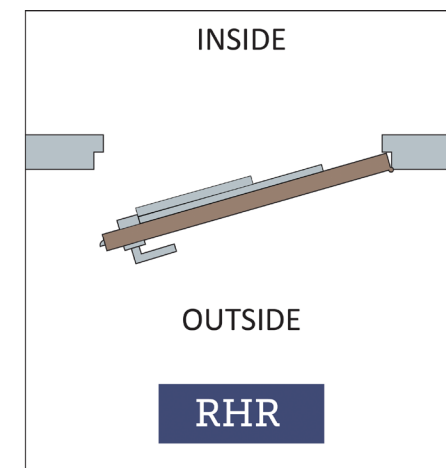
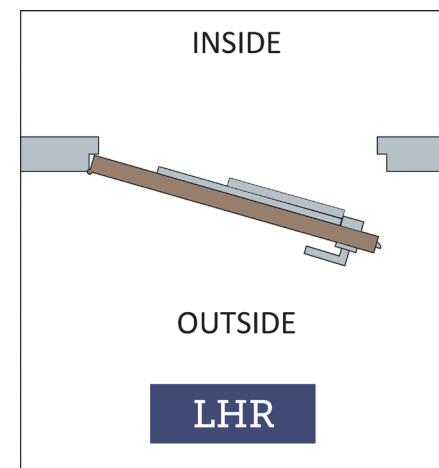
Panic Bar only for exit only device

E.g.: LR-PB.US28.134.VD22 EO

Panic Bar and trim for VD22 classroom device

E.g.: LR-INEX.US28.LHR.134.VD22 x 230L

HANDING



ACCURATE LOCK & HARDWARE
MANUFACTURERS OF LOCKS AND
CUSTOM ARCHITECTURAL HARDWARE

1 Annie Place | Stamford, CT 06902

P: 203.348.8865

F: 203.348.5234

E: sales@accuratelockandhardware.com

www.accuratelockandhardware.com

