



ACCURATE

LOCK & HARDWARE

AMERICAN CRAFTED SINCE 1972

9100ML MAGNETIC LATCH

FOR A SEAMLESS + MINIMALISTIC DOORWAY



9100ML MAGNETIC LATCH

The Magnetic Latch offers a seamless doorway to complement the most discerning design vision. A powerful, rare-earth magnet projects the latch bolt to secure the door with no visible strike. For use on standard and narrow stile doors in privacy and passage functions in a variety of finishes. Similar to the interior magnetic latches, the 9100ML Series is designed for use on exterior or interior doors.

**9100ML ENTRY MAGNETIC LATCH
SHOWN WITH ACCESS BY ACCURATE
BUCKHEAD LEVER**

9100ML Magnetic Latch

DOOR CLOSED



Rare-earth Magnet Pulls Latch into Strike

STRIKE



Non-lipped Strike is Flush to Door Jamb

DOOR OPEN



Latch Does Not Protrude from Lock in Open Position

9100ML Magnetic Latch

The invisible strike allows for a clean, minimalistic doorway. The rare-earth magnet pulls the latch into the strike, quietly securing the door.



9100ML Product Benefits

TRIM

- use with [Accurate Trim](#) or prepared for other manufacturers' trim, for compatibility please verify vertical spacing as well as through-bolting locations.

FUNCTIONS

- Storeroom, Dormitory, Passage and Privacy functions.

SPECIAL OPTIONS

- Custom backsets, marine grade, rabbeted kits available.
- Pair with [SilentPac™ Lever Dampening Disc](#) to diminish noise by making lever return smooth and slow, avoiding the abrupt snapback of levers into place.



9139ML PRIVACY MAGNETIC LATCH

9100ML Technical Details

BACKSETS: 2", 2¹/₂", 2³/₄" backset for door stiles starting at 3¹/₄"

CASE: Heavy Gauge Steel (¹⁵/₁₆" thick)

ARMOR FRONT: Adjustable bevel. Made from brass, bronze or stainless steel and finished as required.

LATCH BOLT: ⁵/₈" throw. Magnetic stainless steel.

DEADBOLT: Brass or stainless steel. 1" throw.

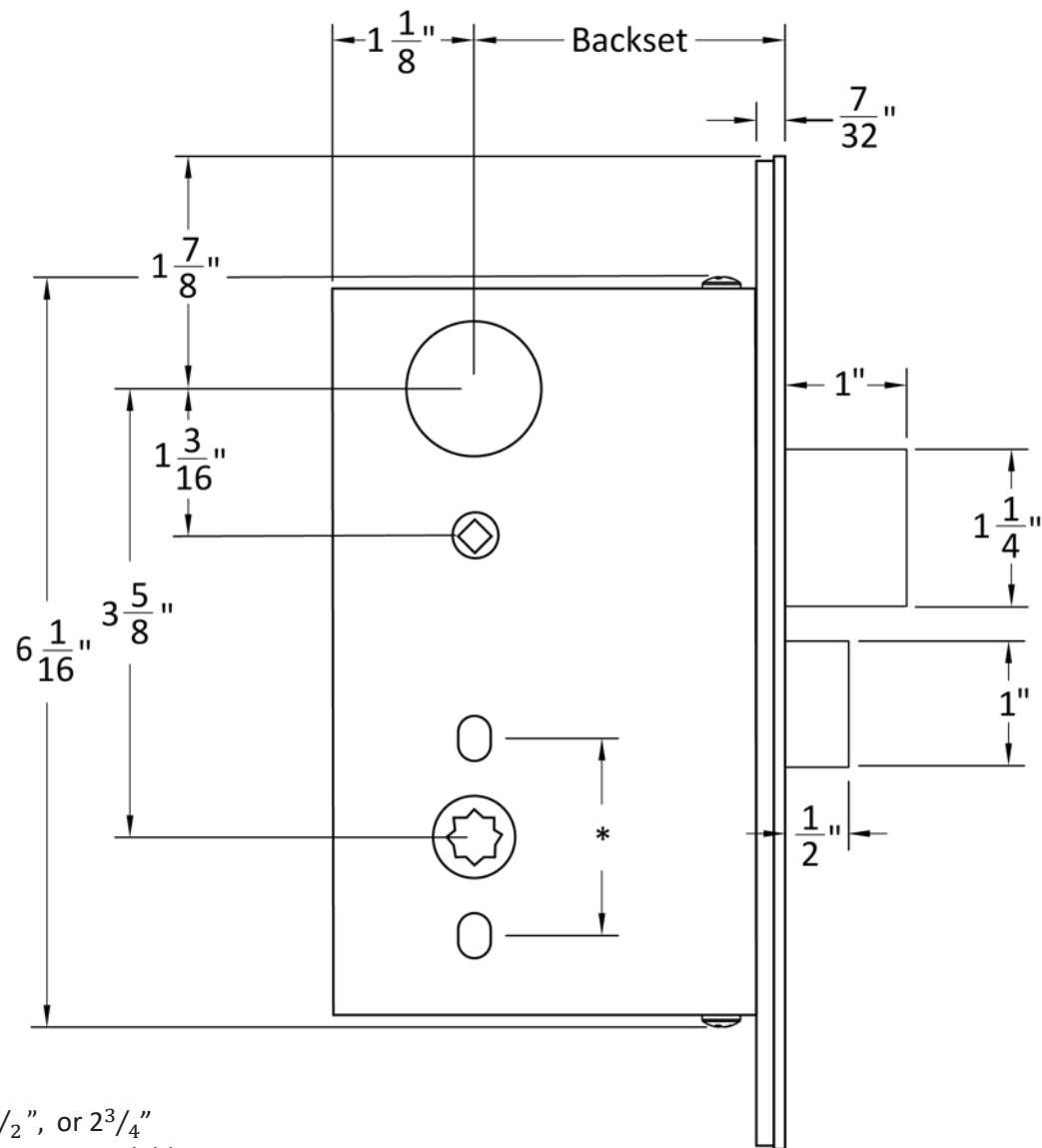
HUBS: Available in different sizes to be compatible with various trim options.

THUMB TURN HUB: ³/₁₆" (5mm). Special 5mm or 6mm square hub available as special order.



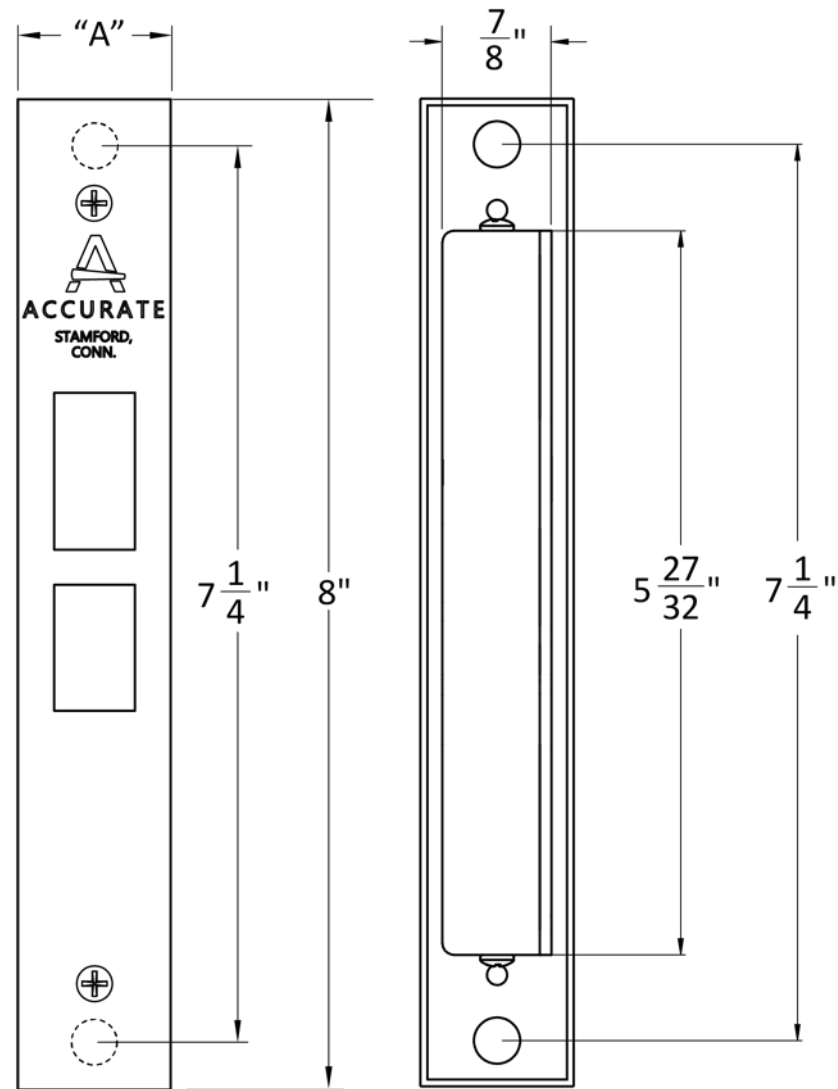
9139ML PRIVACY MAGNETIC LATCH

9100ML Dimensions



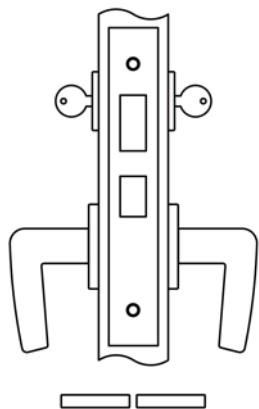
Backset 2", 2 $\frac{1}{2}"$, or 2 $\frac{3}{4}"$

Custom backsets are available upon request.



9139ML PRIVACY MAGNETIC LATCH

9100ML Functions

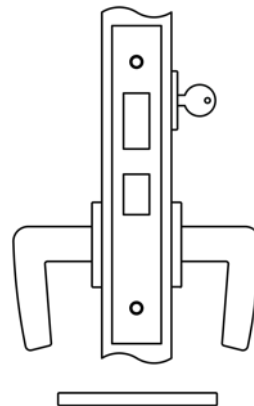


9022ML | 9122ML Store Door

Latch bolt by knob or lever either side.

Deadbolt by key either side.

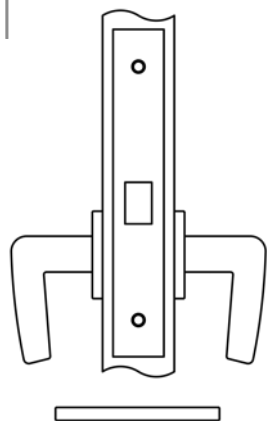
No emergency egress.



9024ML | 9124ML Dormitory

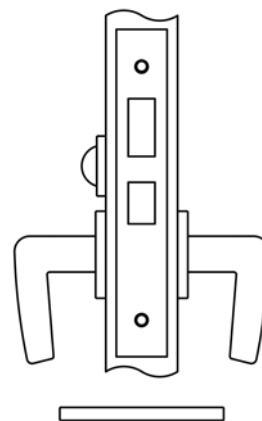
Latch bolt by knob or lever either side.

Deadbolt by key outside, thumb turn inside.



9025ML | 9125ML Passage or Closet Latch

Latch bolt by lever either side.



9039ML | 9139ML Privacy


Latch bolt by knob or lever either side.

Deadbolt by turn piece inside and optional emergency release outside.

Turn of inside lever retracts latch and deadbolt simultaneously, automatically unlocking outside lever.

9100ML Trim Example

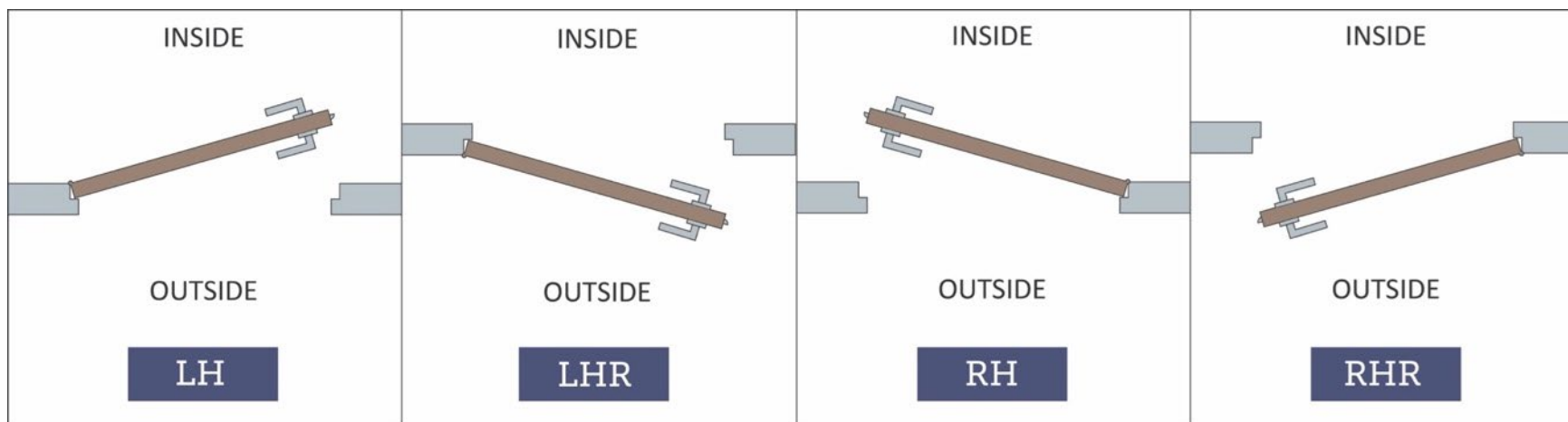
**ACCESS BY ACCURATE
BUCKHEAD PRIVACY SET**



SEE MORE: [Access by Accurate Trim Options](#)

SEE MORE: [Accurate Trim Options](#)

HOW TO SPECIFY



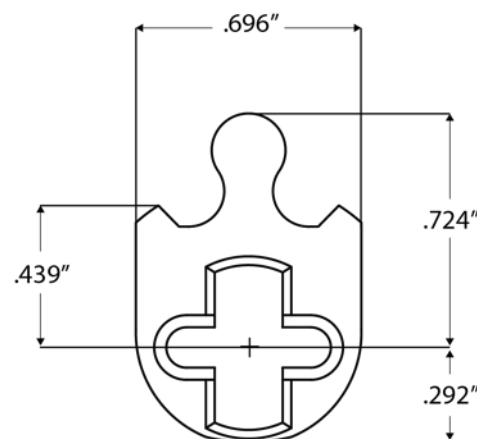
FINISHES

GROUP 1: US4, US4NL, US32D, US26D

GROUP 2: US3, US3NL, US26, US32, US9, US10, US10B, US14, US15, US19

GROUP 3: BN, BB, TN, TB, DURO, ESN, US15A, US5

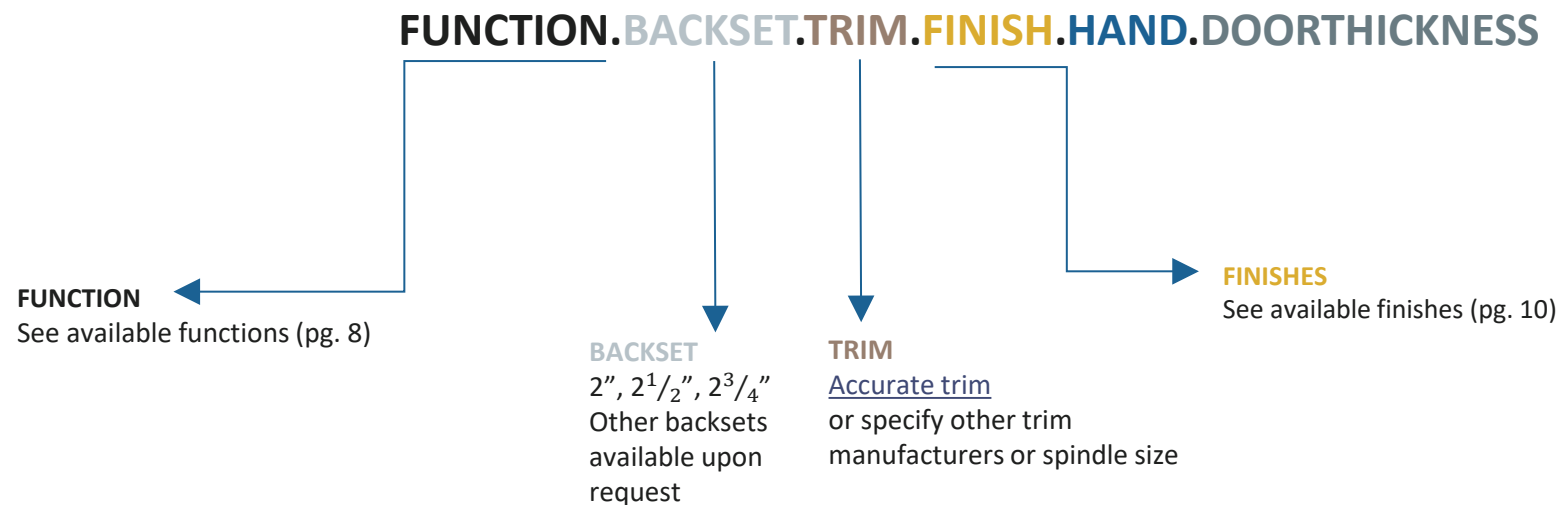
To view examples of finishes visit: [Accurate Finishes](#)



CYLINDERS & KEYING

9100ML Series accept any standard American mortise cylinder. For details on required cams and compatibility with other manufacturers' cylinders, please visit: [Accurate Support.](#)

HOW TO SPECIFY



EXAMPLES

Magnetic Latch | Privacy | Accurate Trim

E.g.: 9139ML.212.29L/1R.US26D.RH.134

Magnetic Latch | Passage | Accurate Trim

E.g.: 9125ML.234.19L/1R.US4.134

Magnetic Latch | Store Door | Other Manufacturers' Trim

E.g.: 9124ML.2.LxL.8mm.US19.LH.134

ACCURATE TRIM

Specify Accurate levers, roses, escutcheons, pulls, etc.

[Click or scan to see trim options.](#)



SCAN HERE

**Note: For compatibility with other manufacturers' trim please call for assistance.*

ACCURATE LOCK & HARDWARE
MANUFACTURERS OF LOCKS AND
CUSTOM ARCHITECTURAL HARDWARE

1 Annie Place | Stamford, CT 06902

P: 203.348.8865

F: 203.348.5234

E: sales@accuratelockandhardware.com

www.accuratelockandhardware.com

AMERICAN CRAFTED
— SINCE 1972 —