



ACCURATE

LOCK & HARDWARE

AMERICAN CRAFTED SINCE 1972

T2200ML TUBULAR MAGNETIC LATCH

PREMIUM QUALITY, REIMAGINED TECHNOLOGY



TUBULAR MAGNETIC LATCH

T2200ML

Accurate's Tubular Magnetic Latch combines the simplicity of tubular design with a magnetic latch to allow for a quieter door operation and seamless jamb and edge aesthetic.

Including:

- Stainless steel construction
- Field adjustable hub orientation to prevent lever tilt
- Removable latch bolt and faceplate allows for finish flexibility
- Magnetic Dust Box captures latch bolt to secure door upon closing.

TUBULAR MAGNETIC LATCH
PAIRED WITH CHARLESTON LEVER IN US3

T2200ML Tubular Magnetic Latch: Technical Details



BACKSET: $2\frac{3}{8}$ ", $2\frac{3}{4}$ " standard

CASE: Heavy gauge, stainless steel

FRONT: Brass, bronze, aluminum or stainless steel, finished as required.
Field removable faceplate, swivel front for bevel or flat doors.

LATCH BOLT: Stainless steel

THROW: Standard $\frac{1}{2}$ " throw. Projection can be increased up to $\frac{1}{8}$ " in the field to help accommodate a larger gap.

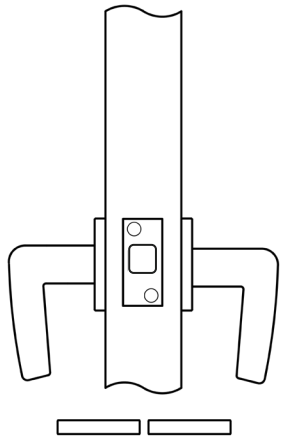
STRIKE: No lip strike.

HUBS: Field adjustable. 3° up or 3° down to compensate for lever pitch tilt.*

DUST BOX: Magnetic dust box. Brass, stainless steel or oil rubbed bronze

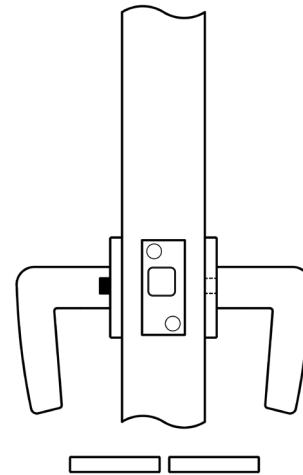
**Hub sizes available to fit most decorative hardware brands.*

T2200ML Tubular Magnetic Latch Functions



T2225ML PASSAGE

Latch bolt by lever either side.

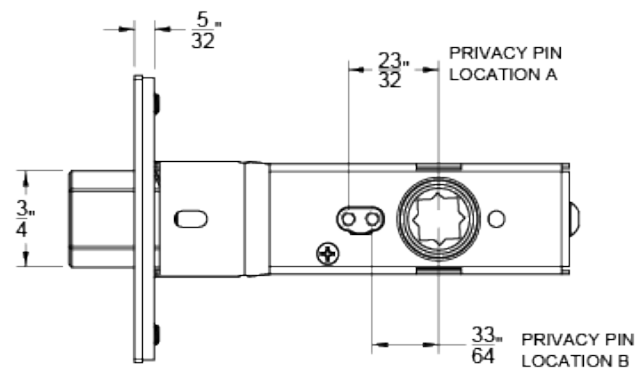
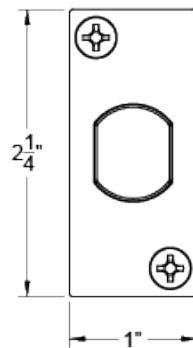
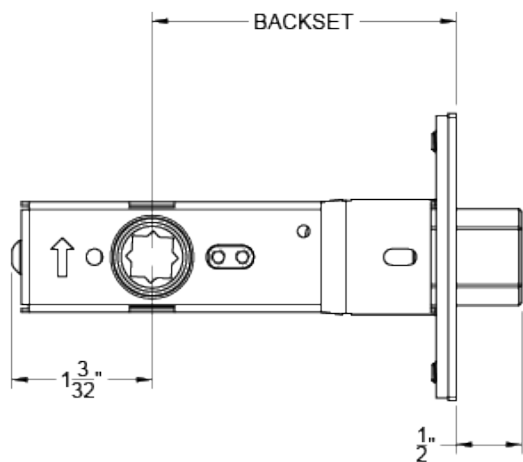
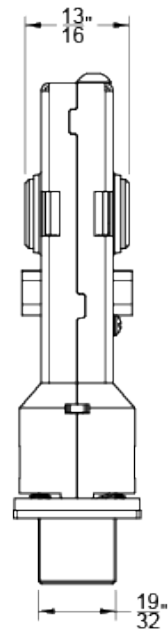
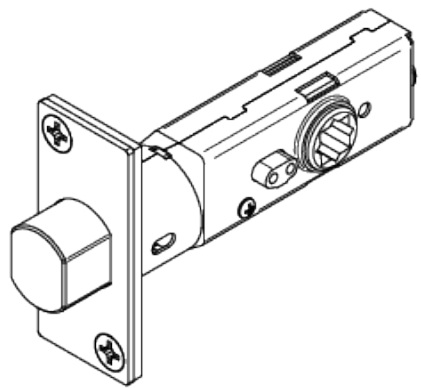


T2239ML PRIVACY BEDROOM/BATHROOM

Latch bolt by lever either side except when outside lever is locked by inside push pin.

Operating inside lever or outside emergency release unlocks outside lever.

T2200ML Tubular Latch Dimensions

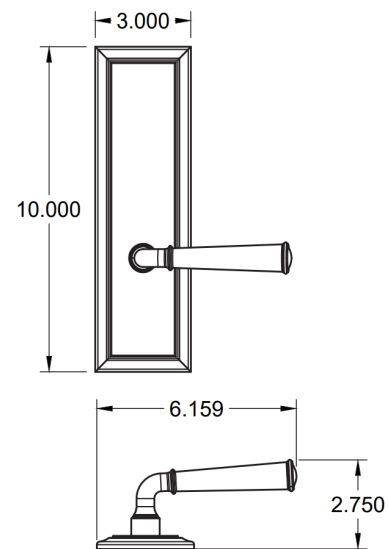


T2200ML Featured Trim

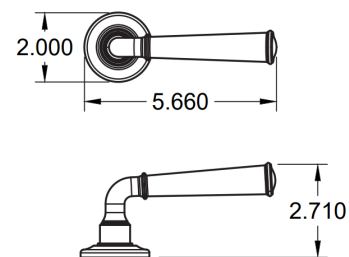
84L
CHARLESTON LEVER



84E
CHARLESTON ESCUTCHEON



84R
CHARLESTON ROSE



T2200ML Trim Options | Thom Filicia For Accurate




THOM FILICIA

FOR ACCURATE

Influenced by the worlds of architecture, design, art and lifestyle, the Thom Filicia for Accurate collection of hardware features a balanced and inspired combination of thoughtfully executed details.

SCAN OR [CLICK HERE](#) TO VIEW THE COLLECTION



T2200ML Trim Options | Other Tubular Trim

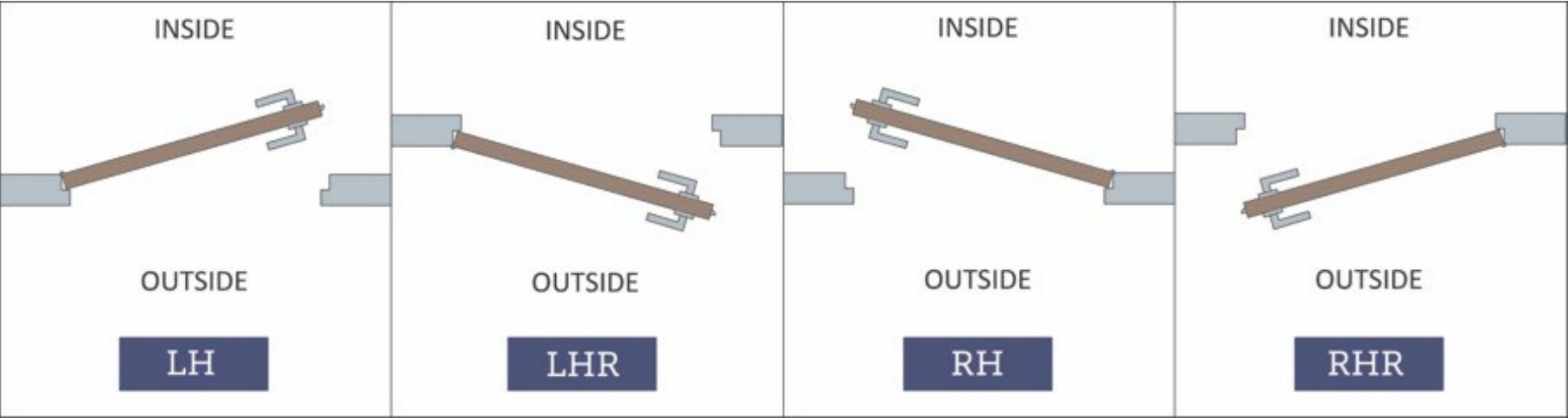


SCAN OR [CLICK HERE](#) TO VIEW THE
TUBULAR TRIM LOOKBOOK



HOW TO SPECIFY

HANDING



FINISHES

GROUP 1: US4, US4NL, US32D*, US26D

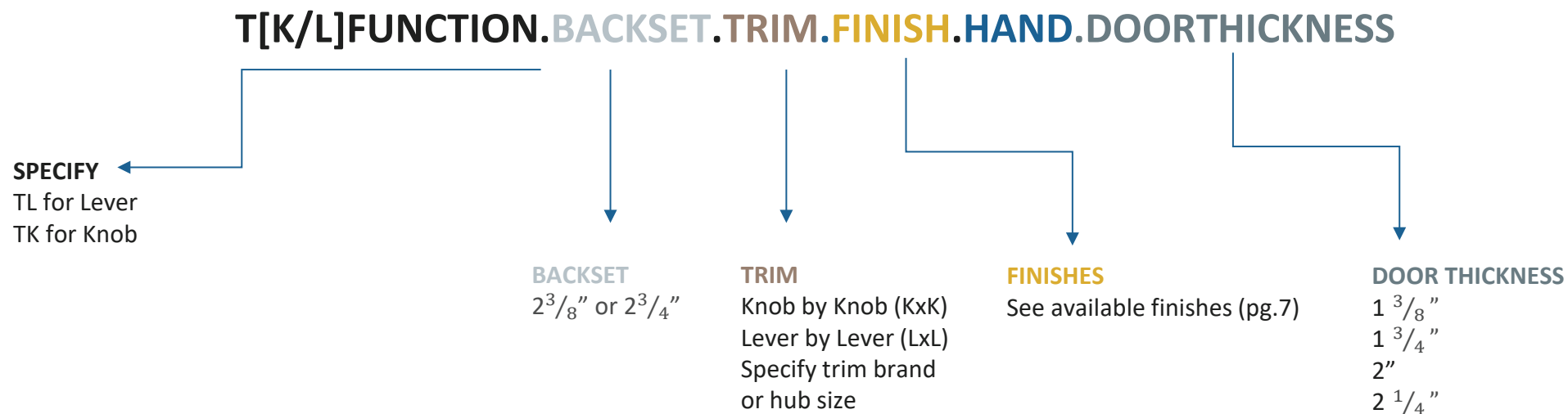
GROUP 2: US3, US3NL, US26, US32*, US9*, US10*, US10B, US14, US15, US19

GROUP 3: BN, BB, TN, TB, DURO, ESN, US15A, US5

* Trim options (including Accurate Levers) may not be available in US32D, US32, US9, or US10 finish. Please call for assistance.

To view example of finishes visit: [Accurate Finishes](#).

HOW TO SPECIFY



EXAMPLES

Tubular Magnetic Latch | Passage | Accurate Lever Trim

E.g.: T2225ML.238.T-84L/T-84R.US4.RH.134

Tubular Magnetic Latch | Passage | Other Manufacturers' Knob Trim

E.g.: T2225ML.234.KxK.8mm.US19.RH.134

Tubular Magnetic Latch | Privacy | Thom Filicia for Accurate Lever Trim

E.g.: T2239ML.238.CL/R-CVS.US10B.LH.138

Tubular Magnetic Latch | Privacy | Other Manufacturers' Knob Trim

E.g.: T2239ML.238.KxK.8mm.US3NL.LH.214

NOTES

- For other manufacturers' trim, specify push pin position for privacy functions, call for compatibility.
- Accurate trim available for use with tubular lock, specify T-XXL, or T-XR (e.g. T-19L, T-1R)

ACCURATE LOCK & HARDWARE MANUFACTURERS OF LOCKS AND CUSTOM ARCHITECTURAL HARDWARE

1 Annie Place | Stamford, CT 06902

P: 203.348.8865

F: 203.348.5234

E: sales@accuratelockandhardware.com

www.accuratelockandhardware.com



AMERICAN CRAFTSMAN
— SINCE 1972 —