



# ACCURATE

## LOCK & HARDWARE

AMERICAN CRAFTED SINCE 1972

---

### T2200ML TUBULAR MAGNETIC LATCH

PREMIUM QUALITY, REIMAGINED TECHNOLOGY



# TUBULAR MAGNETIC LATCH

## T2200ML

Accurate's Tubular Magnetic Latch combines the simplicity of tubular design with a magnetic latch to allow for a quieter door operation and seamless jamb and edge aesthetic.

### Including:

- Stainless steel construction.
- Field adjustable hub orientation to prevent lever tilt.
- Removable latch bolt and faceplate allows for finish flexibility.
- Magnetic Dust Box captures latch bolt to secure door upon closing.

T2225ML TUBULAR MAGNETIC LATCH  
PAIRED WITH 84L/84TR IN US3

# T2200ML Tubular Magnetic Latch: Technical Details



**BACKSET:**  $2\frac{3}{8}$ ",  $2\frac{3}{4}$ " standard.

**CASE:** Heavy gauge, stainless steel.

**FRONT:** Brass, bronze, aluminum or stainless steel, finished as required.  
Field removable faceplate, swivel front for bevel or flat doors.

**LATCH BOLT:** Stainless steel.

**THROW:** Standard  $1\frac{1}{2}$ " throw.

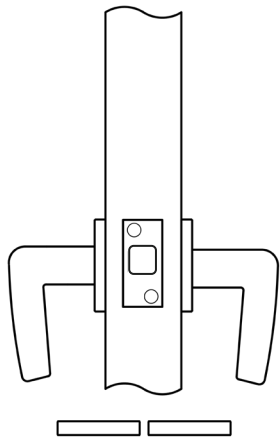
**STRIKE:** No lip strike.

**HUBS:** Field adjustable.  $3^\circ$  up or  $3^\circ$  down to compensate for lever pitch tilt.\*

**DUST BOX:** Magnetic dust box. Black plastic.

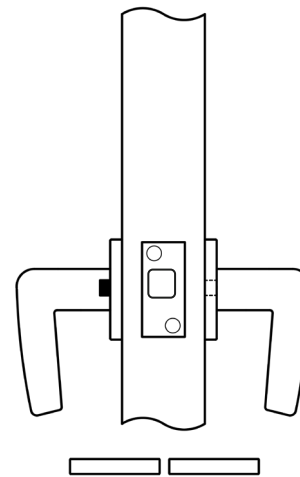
*\*Hub sizes available to fit most decorative hardware brands.*

# T2200ML Tubular Magnetic Latch Functions



## **T2225ML PASSAGE**

Latch bolt by lever either side.

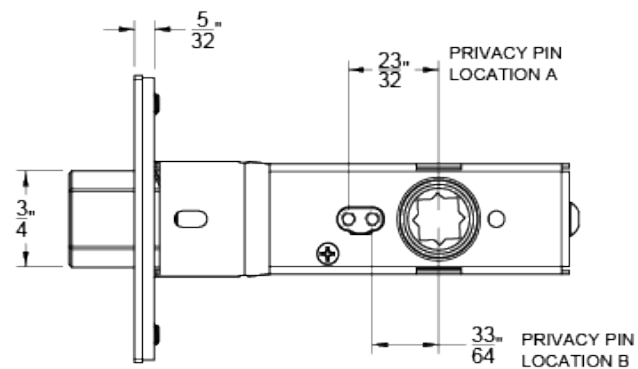
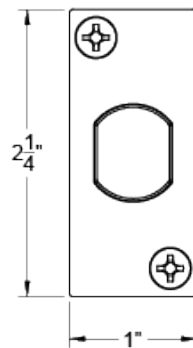
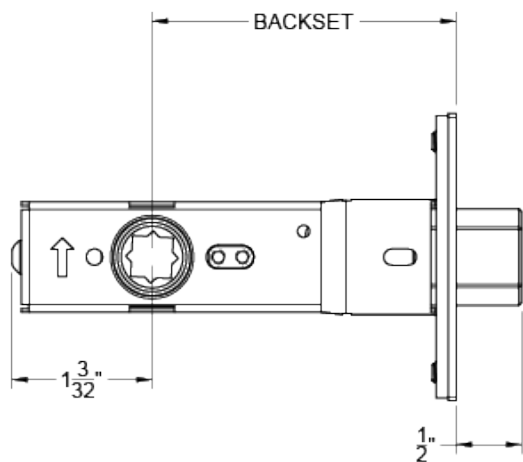
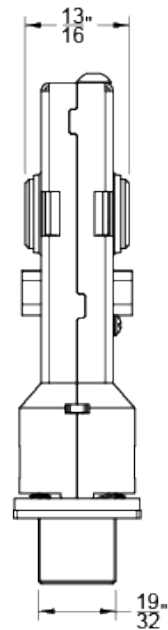
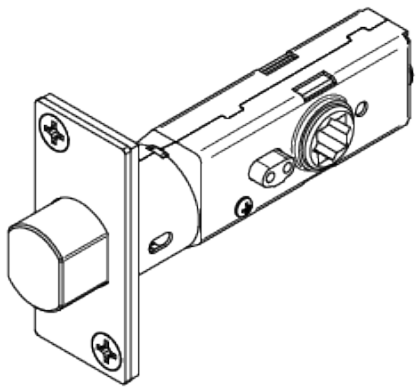


## **T2239ML PRIVACY BEDROOM/BATHROOM**

Latch bolt by lever either side except when outside lever is locked by inside push pin.

Operating inside lever or outside emergency release unlocks outside lever.

# T2200ML Tubular Latch Dimensions



# T2200ML Featured Trim

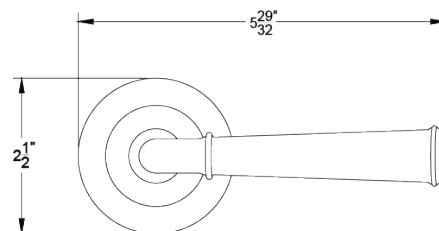
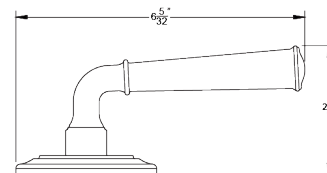
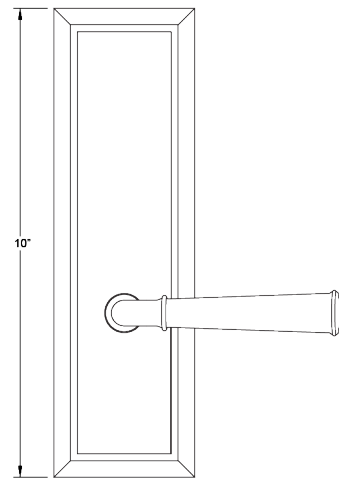
**84L**  
**CHARLESTON LEVER**



**84TE**  
**CHARLESTON ESCUTCHEON**



**84TR**  
**CHARLESTON ROSE**



**T2225ML TUBULAR MAGNETIC LATCH**  
**PAIRED WITH 84L/84TR IN US3**



# T2200ML Trim Options | Thom Filicia For Accurate



THOM FILICIA

FOR ACCURATE

*Influenced by the worlds of architecture, design, art and lifestyle, the Thom Filicia for Accurate collection of hardware features a balanced and inspired combination of thoughtfully executed details.*

SCAN OR [CLICK HERE](#) TO VIEW THE COLLECTION



# T2200ML Trim Options | Other Tubular Trim



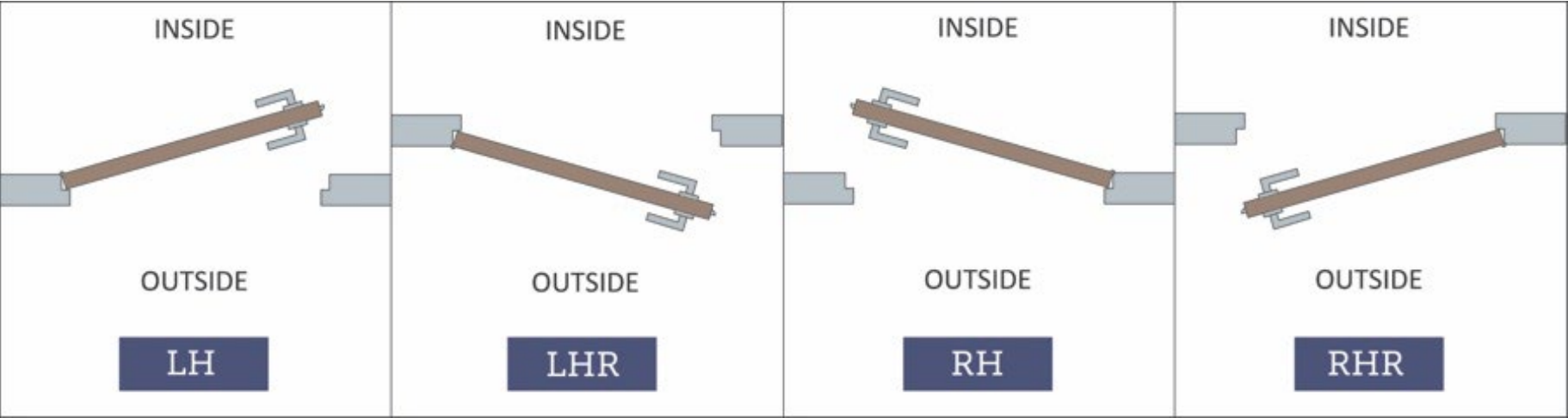
SCAN OR [CLICK HERE](#) TO VIEW THE  
TUBULAR TRIM LOOKBOOK





# HOW TO SPECIFY

## HANDING



## FINISHES

**GROUP 1:** US4, US4NL, US32D\*, US26D

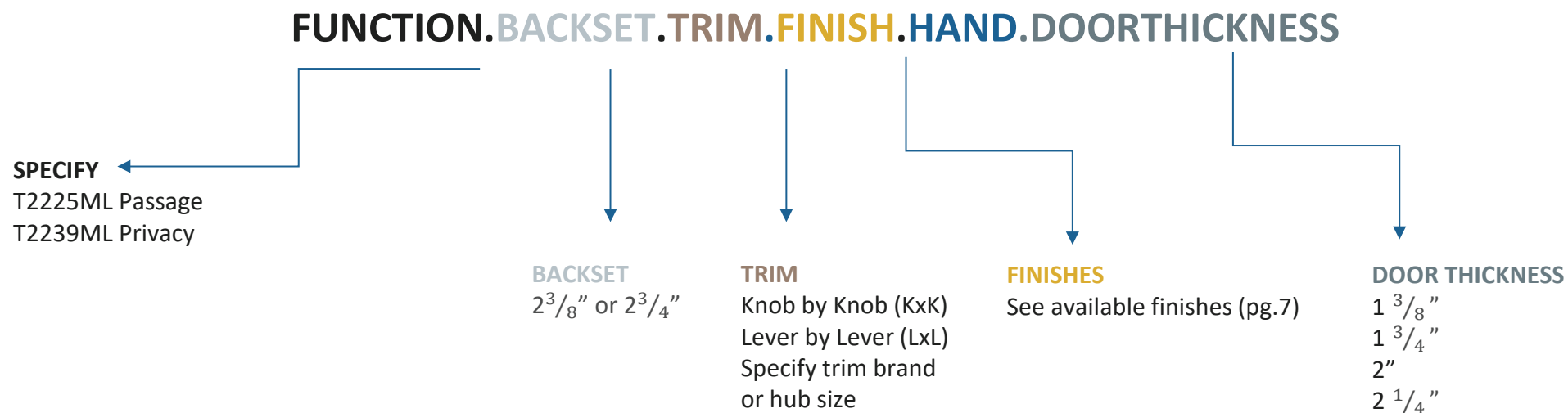
**GROUP 2:** US3, US3NL, US26, US32\*, US9\*, US10\*, US10B, US14, US15, US19

**GROUP 3:** BN, BB, TN, TB, DURO, ESN, US15A, US5

\* Trim options (including Accurate Levers) may not be available in US32D, US32, US9, or US10 finish. Please call for assistance.

To view example of finishes visit: [Accurate Finishes](#).

# HOW TO SPECIFY



## EXAMPLES

**Tubular Magnetic Latch | Passage | Accurate Lever Trim**

E.g.: T2225ML.238.T-84L/T-84R.US4.RH.134

**Tubular Magnetic Latch | Passage | Other Manufacturers' Knob Trim**

E.g.: T2225ML.234.KxK.8mm.US19.RH.134

**Tubular Magnetic Latch | Privacy | Thom Filicia for Accurate Lever Trim**

E.g.: T2239ML.238.CL/R-CVS.US10B.LH.138

**Tubular Magnetic Latch | Privacy | Other Manufacturers' Knob Trim**

E.g.: T2239ML.238.KxK.8mm.US3NL.LH.214

## NOTES

- For other manufacturers' trim, specify push pin position for privacy functions, call for compatibility.
- Accurate trim available for use with tubular lock, specify T-XXL, or T-XR (e.g. T-19L, T-1R)

## ACCURATE LOCK & HARDWARE MANUFACTURERS OF LOCKS AND CUSTOM ARCHITECTURAL HARDWARE

1 Annie Place | Stamford, CT 06902

**P:** 203.348.8865

**F:** 203.348.5234

**E:** [sales@accuratelockandhardware.com](mailto:sales@accuratelockandhardware.com)

**[www.accuratelockandhardware.com](http://www.accuratelockandhardware.com)**



AMERICAN CRAFTSMAN  
— SINCE 1972 —