



# ACCURATE

## LOCK & HARDWARE

AMERICAN CRAFTED SINCE 1972

---

### SL9100PDL Self-Latching Pocket Door Hardware Sets

INDUSTRY LEADING POCKET DOOR SOLUTIONS

## SELF-LATCHING POCKET DOOR HARDWARE SET

### SL9100PDL

The self-latching pocket door lock is an easy-to-operate privacy solution for pocket doors. The latch bolt is held back and released by pressing of a button or by sliding door closed against jamb. The door self latches whether latch is projected or retracted. When door hits the frame, the latch projects and latches.

# SL9100PDL

**BACKSETS:** 2<sup>1</sup>/<sub>2</sub>" , 2<sup>3</sup>/<sub>4</sub>" other backsets available as a special order.

**DOOR THICKNESS:** Designed for pocket doors that are a MINIMUM of 1-3/4" thick.

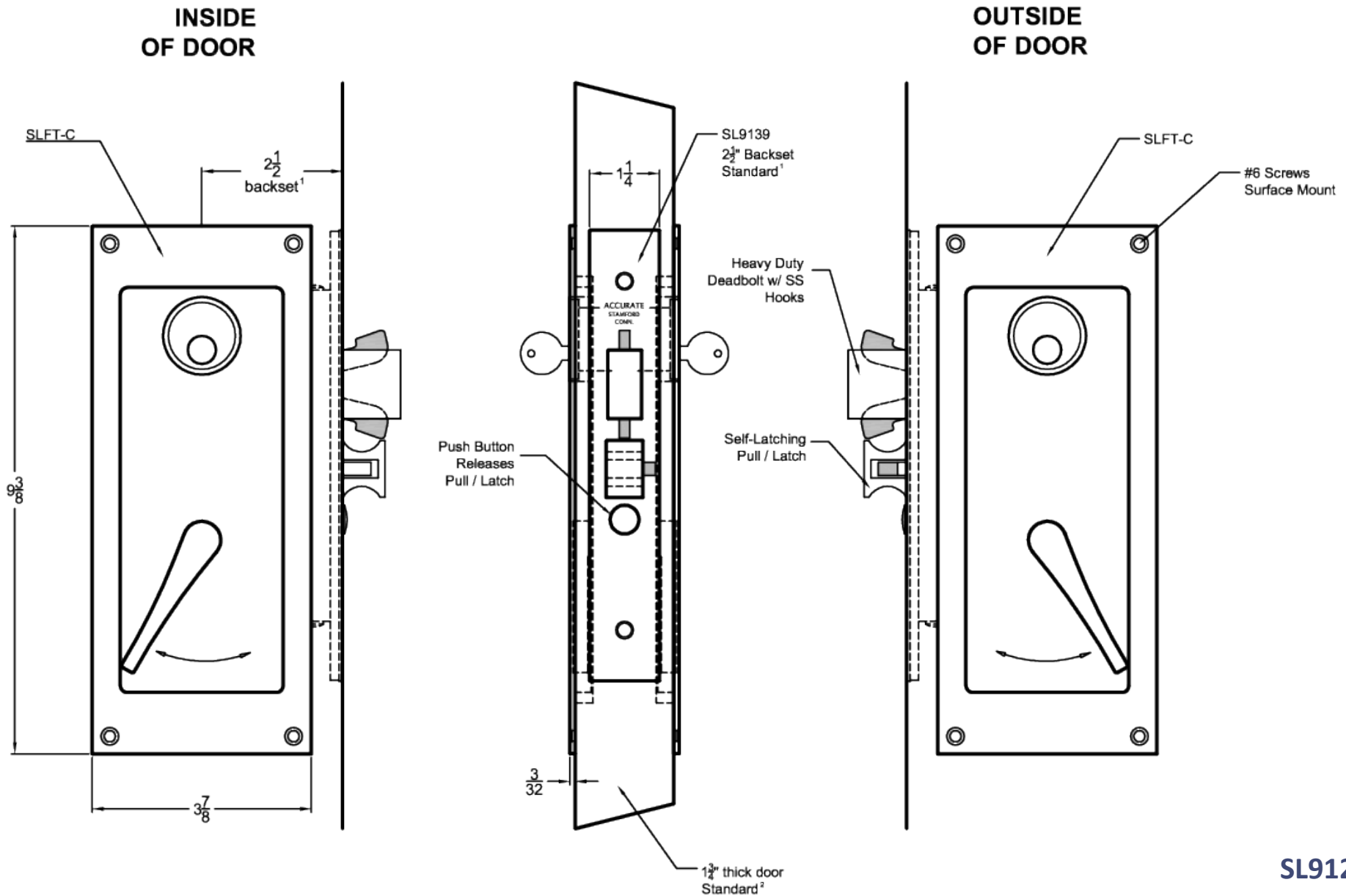
**APPLICATION:** Latch bolt functions like an edge pull when projected. Deadbolt available for locking/extra security (see function list). Single action egress allowing unlocking and sliding the door open in one operation.

**TRIM:** Supplied with Accurate's SLFT Flush Pulls.



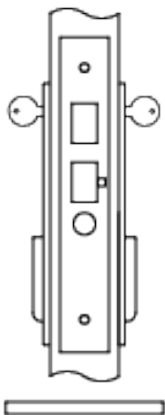
**SL9100**

# SL9100PDL Dimensions



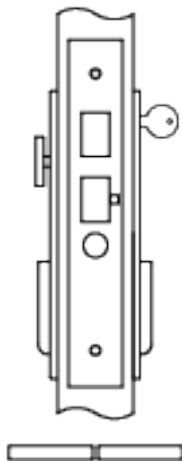
SL9122PDL

# SL9100PDL FUNCTIONS



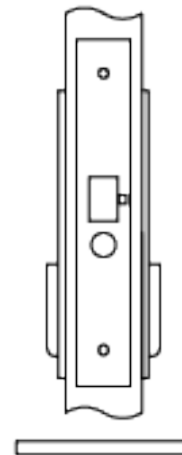
## SL9122PDL STORE DOOR LOCK

Latch bolt by flush pull either side.  
Deadbolt by key either side.  
No emergency egress.



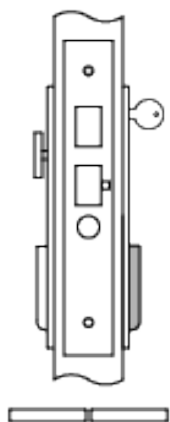
## SL9124PDL DORMITORY

Latch bolt by flush pull either side.  
Deadbolt by key outside, thumb turn inside.  
Turn of inside handle retracts latch and deadbolt simultaneously, automatically unlocking outside flush pull.



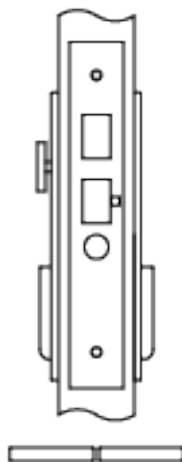
## SL9125PDL PASSAGE

Latch bolt by flush pull either side.



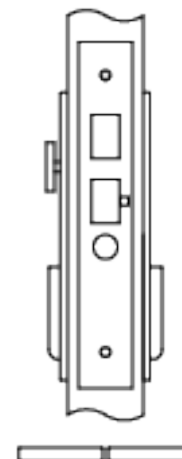
## SL9134PDL HOTEL

Latch bolt by flush pull inside and guest/master key outside.  
Outside flush pull always RIGID.  
Deadbolt by turn piece inside.  
Turn of inside handle retracts latch and deadbolt simultaneously.



## SL9139PDL PRIVACY

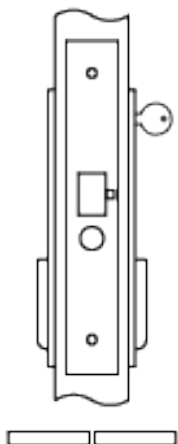
Latch bolt by flush pull either side.  
Deadbolt by thumb turn and optional emergency coin turn outside.  
Turn of inside handle retracts latch and deadbolt simultaneously automatically unlocking outside flush pull.



## SL9139PDLi PRIVACY x INDICATOR

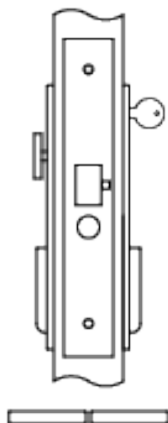
Latch bolt by flush pull either side.  
Deadbolt by thumb turn and emergency coin turn with indicator outside.  
Turn of inside handle retracts latch and deadbolt simultaneously, automatically unlocking outside flush pull

# SL9100PDL FUNCTIONS



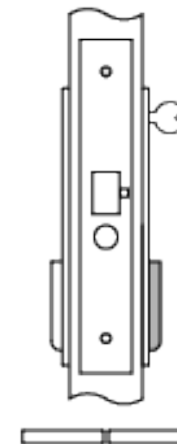
## SL9145PDL CLASSROOM

Latch bolt by key outside and flush pull either side unless outside flush pull is locked by key.



## SL9153PDL OFFICE

Latch bolt by key outside and flush pull either side unless outside lever is locked by thumb turn or key.  
Key or thumb turn locks or unlocks outside flush pull.



## SL9159PDL STOREROOM

Latch by lever inside and key outside.  
Outside flush pull always rigid.

# SL9100PDL Standard Trim



## SLFT-C

Flush Pull with  
Cylinder Cutout




## SLFT-T

Flush Pull with  
Thumb Turn



# HOW TO SPECIFY

## HANDING



## FINISHES

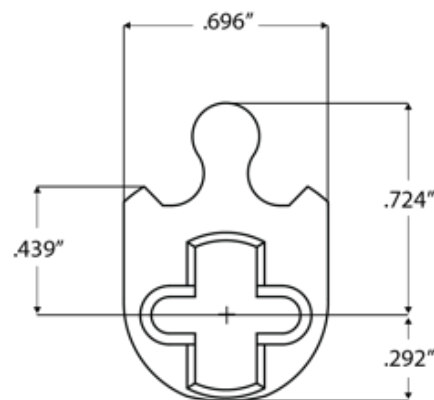
**GROUP 1:** US4, US4NL, US32D\*, US26D

**GROUP 2:** US3, US3NL, US26, US32\*, US9\*, US10\*, US10B, US14, US15, US19

**GROUP 3:** BN, BB, TN, TB, DURO, ESN, US15A, US5

\* Trim options may not be available in US32D, US32, US9, or US10 finish. Please call for assistance.

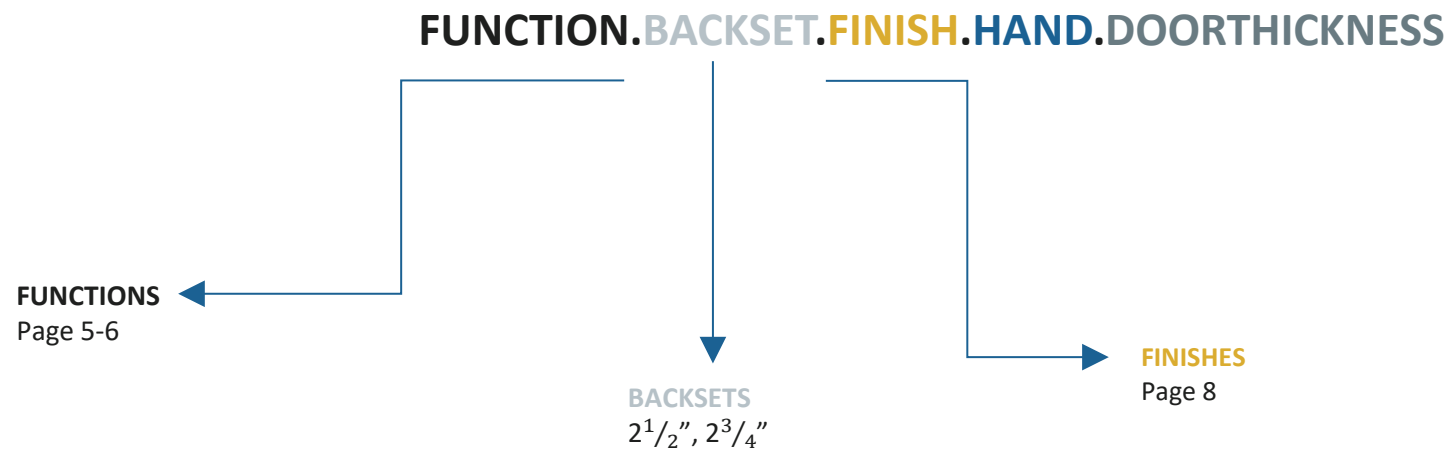
To view example of finishes visit: [Accurate Finishes](#).



## CYLINDERS & KEYING

SL9100PDL Series locks accept any standard American mortise cylinder. For details on required cams and compatibility with other manufacturers' cylinders, please visit: [Accurate Support](#).

# HOW TO SPECIFY



## EXAMPLES

### Self-Latching PDL Set | Passage

E.g.: SL9125PDL.212.US26D.RH.134

### Self-Latching PDL Set | Privacy with Indicator

E.g.: SL9139PDLi.234.US4.LH.134

### Self-Latching PDL Set | Classroom

E.g.: SL9145PDL.234.US26D.RH.134

## SPECIAL OPTIONS AVAILABLE

- Other backsets and custom finishes available
- Access control applications
- **Minimum Door Thickness of 1-3/4" required.**

**ACCURATE LOCK & HARDWARE  
MANUFACTURERS OF LOCKS AND  
CUSTOM ARCHITECTURAL HARDWARE**

1 Annie Place | Stamford, CT 06902

**P:** 203.348.8865

**F:** 203.348.5234

**E:** [sales@accuratelockandhardware.com](mailto:sales@accuratelockandhardware.com)

**[www.accuratelockandhardware.com](http://www.accuratelockandhardware.com)**

