


26. Int. ADAC TRUCK-GRAND-PRIX

08. - 10. Juli 2011

Nürburgring GP - Sprintstrecke, Länge 3629 m

ADAC Formel Masters



Sektoren Rennen 1

DMSB -Reg.No.: 136/2011
Deutscher Motor Sport Bund e.V.


Runde	Rundenzeit	Sektor 1 Zeit	Sektor 2 Zeit	Sektor 3 Zeit
1	Mario Farnbacher , Formel ADAC / GER			
1	1:35.155	50.900	24.173	20.082
2	1:31.739	48.008	24.108	19.623
3	1:31.581	48.172	23.787	19.622
4	1:30.807	47.569	23.744	19.494
5	1:33.607	48.438	23.792	
2	Sven Müller , Formel ADAC / GER			
1	1:41.667	55.662	25.420	20.585
2	1:34.424	49.263	24.599	20.562
3	1:31.577	48.151	24.071	19.355
4	1:30.116	47.133	23.753	19.230
5	1:29.741	47.109	23.340	19.292
6	1:29.833	47.024	23.622	19.187
7	1:30.375	47.191	23.456	19.728
8	1:31.614	48.696	23.597	19.321
9	1:29.365	46.988	23.297	19.080
10	1:29.617	47.116	23.281	19.220
11	1:29.733	46.951	23.541	19.241
12	1:29.920	47.170	23.544	19.206
13	1:29.885	47.011	23.602	19.272
14	1:30.031	47.204	23.531	19.296
15	1:30.321	47.715	23.439	19.167
16	1:29.789	47.279	23.269	19.241
17	1:30.090	47.436	23.462	19.192
3	Dennis Lind , Formel ADAC / DEN			
1	1:33.864	50.166	24.015	19.683
2	1:32.109	48.015	24.644	19.450
3	1:31.929	48.613	23.814	19.502
4	1:30.826	47.592	23.553	19.681
5	1:29.992	47.173	23.588	19.231
6	1:30.004	46.985	23.656	19.363
7	1:29.851	47.193	23.542	19.116
8	1:29.791	47.047	23.532	19.212
9	1:29.836	47.157	23.500	19.179
10	1:30.030	47.164	23.497	19.369
11	1:30.407	47.334	23.745	19.328
12	1:30.238	47.453	23.502	19.283
13	1:30.797	47.757	23.773	19.267

26. Int. ADAC TRUCK-GRAND-PRIX

08. - 10. Juli 2011

Nürburgring GP - Sprintstrecke, Länge 3629 m

ADAC Formel Masters



Sektoren Rennen 1

DMSB -Reg.No.: 136/2011
Deutscher Motor Sport Bund e.V.


Runde	Rundenzeit	Sektor 1 Zeit	Sektor 2 Zeit	Sektor 3 Zeit
14	1:30.319	47.522	23.563	19.234
15	1:31.062	47.934	23.686	19.442
16	1:30.711	47.455	23.762	19.494
17	1:30.602	47.488	23.649	19.465
5	André Rudersdorf , Formel ADAC / GER			
1	1:46.548	1:00.317	25.459	20.772
2	1:36.148	50.359	24.396	21.393
3	1:34.763	50.346	24.122	20.295
4	1:34.281	50.175	24.059	20.047
5	1:32.701	49.061	23.948	19.692
6	1:32.673	48.485	23.874	20.314
7	1:33.311	48.936	24.369	20.006
8	1:32.070	48.250	24.074	19.746
9	1:31.861	48.388	23.811	19.662
10	1:32.702	48.908	24.294	19.500
11	1:31.966	48.426	23.917	19.623
12	1:32.484	48.958	23.751	19.775
13	1:31.910	48.335	23.912	19.663
14	1:32.442	48.868	23.967	19.607
15	1:32.301	48.683	23.942	19.676
16	1:31.782	48.152	23.850	19.780
17	1:32.025	48.392	23.778	19.855
6	Christina Nielsen , Formel ADAC / DEN			
1	1:45.766	59.154	25.864	20.748
2	1:37.148	51.364	24.942	20.842
3	1:33.806	49.352	24.400	20.054
4	1:34.043	49.217	24.208	20.618
5	1:32.302	48.341	24.150	19.811
6	1:33.409	48.720	23.993	20.696
7	1:31.524	47.959	23.904	19.661
8	1:33.043	48.038	24.180	20.825
9	1:32.830	48.707	23.982	20.141
10	1:31.928	48.068	24.045	19.815
11	1:33.132	48.271	24.187	20.674
12	1:32.219	48.538	23.914	19.767
13	1:32.046	48.238	23.987	19.821
14	1:32.526	48.758	23.866	19.902
15	1:32.024	48.390	23.819	19.815
16	1:31.976	48.043	24.076	19.857

26. Int. ADAC TRUCK-GRAND-PRIX

08. - 10. Juli 2011

Nürburgring GP - Sprintstrecke, Länge 3629 m

ADAC Formel Masters



Sektoren Rennen 1

DMSB -Reg.No.: 136/2011
Deutscher Motor Sport Bund e.V.


Runde	Rundenzeit	Sektor 1 Zeit	Sektor 2 Zeit	Sektor 3 Zeit
17	1:32.112	48.245	23.809	20.058
7	Maximilian Buhk , Formel ADAC / GER			
1	1:43.485	56.819	25.684	20.982
2	1:37.028	50.718	25.820	20.490
3	1:33.561	49.192	24.621	19.748
4	1:31.173	47.819	23.832	19.522
5	1:30.636	47.431	23.779	19.426
6	1:30.829	47.674	23.762	19.393
7	1:31.880	47.841	23.909	20.130
8	1:30.799	47.621	23.718	19.460
9	1:30.703	47.587	23.672	19.444
10	1:30.813	47.598	23.634	19.581
11	1:30.775	47.560	23.685	19.530
12	1:31.451	47.926	23.783	19.742
13	1:31.702	48.052	23.943	19.707
14	1:31.329	47.779	23.880	19.670
15	1:31.511	47.979	23.759	19.773
16	1:31.567	47.872	23.874	19.821
17	1:32.927	48.109	24.219	20.599
8	Kevin Friesacher , Formel ADAC / AUT			
1	1:43.099	56.180	26.014	20.905
2	1:35.172	49.498	25.377	20.297
3	1:33.089	48.730	24.463	19.896
4	1:31.587	47.919	23.985	19.683
5	1:31.533	47.841	23.954	19.738
6	1:31.831	48.410	23.985	19.436
7	1:32.108	48.001	24.114	19.993
8	1:31.737	48.406	23.800	19.531
9	1:32.193	48.474	23.880	19.839
10	1:31.460	48.000	23.912	19.548
11	1:31.467	48.030	23.853	19.584
12	1:31.657	48.007	23.878	19.772
13	1:32.304	48.624	24.043	19.637
14	1:31.489	47.901	23.874	19.714
15	1:32.063	48.378	23.912	19.773
16	1:33.159	48.789	23.995	20.375
17	1:33.722	49.423	24.078	20.221

26. Int. ADAC TRUCK-GRAND-PRIX

08. - 10. Juli 2011

Nürburgring GP - Sprintstrecke, Länge 3629 m

ADAC Formel Masters



Sektoren Rennen 1

DMSB -Reg.No.: 136/2011
Deutscher Motor Sport Bund e.V.


Runde	Rundenzeit	Sektor 1 Zeit	Sektor 2 Zeit	Sektor 3 Zeit
9	Gustav Malja , Formel ADAC / SWE			
1	1:44.398	57.263	25.616	21.519
2	1:37.876	51.353	25.232	21.291
3	1:33.853	49.459	24.175	20.219
4	1:34.943	50.281	23.801	20.861
5	1:32.817	48.979	23.949	19.889
6	1:32.005	48.237	23.787	19.981
7	1:31.076	47.747	23.699	19.630
8	1:31.175	47.730	23.786	19.659
9	1:31.265	47.802	23.602	19.861
10	1:32.106	48.303	23.716	20.087
10	David Griessner , Formel ADAC / AUT			
1	1:44.787	57.968	25.574	21.245
2	1:36.452	50.312	25.704	20.436
3	1:34.308	49.872	24.023	20.413
4	1:33.052	49.451	23.799	19.802
5	1:31.327	48.085	23.639	19.603
6	1:31.018	47.682	23.651	19.685
7	1:30.949	47.688	23.673	19.588
8	1:30.537	47.565	23.476	19.496
9	1:30.916	47.601	23.630	19.685
10	1:32.528	49.021	23.719	19.788
11	1:31.602	48.012	23.516	20.074
12	1:30.942	47.612	23.563	19.767
13	1:31.405	47.828	23.852	19.725
14	1:31.719	48.226	23.664	19.829
15	1:31.896	48.424	23.712	19.760
16	1:32.913	48.824	23.736	20.353
17	1:33.455	49.361	23.810	20.284
11	Hubertus-Carlos Vier , Formel ADAC / GER			
1	1:44.021	56.710	25.994	21.317
2	1:36.746	50.473	25.705	20.568
3	1:33.732	49.867	24.123	19.742
4	1:31.655	47.975	23.901	19.779
5	1:31.227	47.702	23.683	19.842
6	1:30.797	47.583	23.729	19.485
7	1:30.991	47.458	23.716	19.817
8	1:31.758	48.530	23.576	19.652

26. Int. ADAC TRUCK-GRAND-PRIX

08. - 10. Juli 2011

Nürburgring GP - Sprintstrecke, Länge 3629 m

ADAC Formel Masters



Sektoren Rennen 1

DMSB -Reg.No.: 136/2011
Deutscher Motor Sport Bund e.V.


Runde	Rundenzeit	Sektor 1 Zeit	Sektor 2 Zeit	Sektor 3 Zeit
9	1:31.797	48.432	23.555	19.810
10	1:33.689	49.386	24.762	19.541
11	1:31.681	48.325	23.486	19.870
12	1:32.954	49.228	23.615	20.111
13	1:31.380	48.071	23.718	19.591
14	1:31.820	48.346	23.619	19.855
15	1:31.223	48.098	23.635	19.490
16	1:31.340	47.904	23.592	19.844
17	1:33.092	49.108	23.804	20.180
12	Jason Kremer , Formel ADAC / GER			
1	1:41.758	54.597	25.948	21.213
2	1:35.137	50.044	24.961	20.132
3	1:32.989	48.841	24.413	19.735
4	1:31.238	47.639	23.957	19.642
5	1:30.872	47.523	23.767	19.582
6	1:30.389	47.341	23.618	19.430
7	1:30.360	47.344	23.611	19.405
8	1:30.217	47.217	23.543	19.457
9	1:30.100	47.209	23.514	19.377
10	1:30.465	47.281	23.524	19.660
11	1:30.480	47.229	23.710	19.541
12	1:30.642	47.461	23.637	19.544
13	1:30.752	47.425	23.700	19.627
14	1:30.551	47.346	23.645	19.560
15	1:30.544	47.412	23.636	19.496
16	1:31.955	47.799	23.652	20.504
17	1:31.359	47.742	23.770	19.847
13	Toni Koitsch , Formel ADAC / GER			
1	1:44.477	57.703	25.288	21.486
2	1:36.405	50.234	25.643	20.528
3	1:34.099	49.966	24.079	20.054
4	1:31.432	47.856	23.672	19.904
5	1:31.123	47.889	23.558	19.676
6	1:32.045	48.753	23.625	19.667
7	1:30.981	47.682	23.743	19.556
8	1:30.975	47.694	23.637	19.644
9	1:31.379	48.040	23.731	19.608
10	1:32.716	49.099	23.784	19.833
11	1:32.279	48.521	23.739	20.019

26. Int. ADAC TRUCK-GRAND-PRIX

08. - 10. Juli 2011

Nürburgring GP - Sprintstrecke, Länge 3629 m

ADAC Formel Masters



Sektoren Rennen 1

DMSB -Reg.No.: 136/2011
Deutscher Motor Sport Bund e.V.


Runde	Rundenzeit	Sektor 1 Zeit	Sektor 2 Zeit	Sektor 3 Zeit
12	1:32.437	48.879	23.873	19.685
13	1:31.844	48.301	23.862	19.681
14	1:31.963	48.248	23.819	19.896
15	1:32.449	48.736	23.903	19.810
16	1:31.857	48.173	23.877	19.807
17	1:32.541	48.272	23.887	20.382
14	Roy Nissany , Formel ADAC / ISR			
1	1:34.602	50.667	24.327	19.608
2	1:31.710	47.769	24.492	19.449
3	1:31.086	47.762	23.949	19.375
4	1:29.896	46.985	23.445	19.466
5	1:29.672	46.870	23.389	19.413
6	1:29.571	46.812	23.454	19.305
7	1:29.527	46.737	23.501	19.289
8	1:29.757	46.862	23.505	19.390
9	1:29.527	46.765	23.403	19.359
10	1:29.569	46.781	23.440	19.348
11	1:29.777	46.949	23.422	19.406
12	1:30.140	47.086	23.630	19.424
13	1:30.206	47.006	23.676	19.524
14	1:30.326	47.062	23.665	19.599
15	1:30.584	47.401	23.525	19.658
16	1:30.601	47.402	23.649	19.550
17	1:30.894	47.450	23.714	19.730
15	Mark Kiralykuti , Formel ADAC / HUN			
1	1:45.087	58.474	25.584	21.029
2	1:36.827	51.119	24.960	20.748
3	1:33.871	49.542	24.228	20.101
4	1:32.365	48.668	23.942	19.755
5	1:37.101	53.440	23.960	19.701
6	1:31.962	48.312	23.942	19.708
7	1:31.657	48.267	23.806	19.584
8	1:32.617	48.182	23.751	20.684
9	1:32.749	48.741	23.723	20.285
10	1:31.811	48.522	23.668	19.621
11	1:32.454	48.371	24.170	19.913
12	1:31.718	48.460	23.712	19.546
13	1:31.486	48.158	23.705	19.623
14	1:32.616	48.966	23.673	19.977

26. Int. ADAC TRUCK-GRAND-PRIX

08. - 10. Juli 2011

Nürburgring GP - Sprintstrecke, Länge 3629 m

ADAC Formel Masters



Sektoren Rennen 1

DMSB -Reg.No.: 136/2011
Deutscher Motor Sport Bund e.V.


Runde	Rundenzeit	Sektor 1 Zeit	Sektor 2 Zeit	Sektor 3 Zeit
15	1:31.741	48.317	23.779	19.645
16	1:31.717	48.362	23.709	19.646
17	1:31.955	48.360	23.714	19.881
16	Peter Hovenaars , Formel ADAC / NED			
1	1:52.433	1:07.035	25.112	20.286
2	1:33.713	48.908	24.799	20.006
3	1:32.034	48.297	24.069	19.668
4	1:33.010	49.033	24.012	19.965
5	1:32.188	48.316	23.893	19.979
6	1:30.850	47.526	23.815	19.509
7	1:31.231	47.776	23.887	19.568
8	1:30.813	47.581	23.744	19.488
9	1:30.725	47.382	23.798	19.545
10	1:31.002	47.849	23.789	19.364
11	1:30.604	47.394	23.659	19.551
12	1:31.971	48.423	23.816	19.732
13	1:31.054	47.630	23.888	19.536
14	1:30.773	47.449	23.733	19.591
15	1:31.451	47.885	24.012	19.554
16	1:32.507	48.682	23.774	20.051
17	1:32.114	48.252	23.948	19.914
17	Pascal Wehrlein , Formel ADAC / GER			
1	1:32.374	48.859	23.792	19.723
2	1:31.589	48.117	23.923	19.549
3	1:30.104	47.359	23.483	19.262
4	1:29.539	47.064	23.339	19.136
5	1:29.325	46.865	23.313	19.147
6	1:29.486	46.890	23.430	19.166
7	1:29.068	46.738	23.271	19.059
8	1:29.199	46.783	23.279	19.137
9	1:29.179	46.821	23.335	19.023
10	1:29.067	46.716	23.340	19.011
11	1:29.058	46.829	23.301	18.928
12	1:29.596	46.903	23.551	19.142
13	1:29.674	46.932	23.574	19.168
14	1:30.030	47.135	23.556	19.339
15	1:29.943	47.444	23.343	19.156
16	1:29.873	47.248	23.400	19.225
17	1:30.276	47.343	23.506	19.427

26. Int. ADAC TRUCK-GRAND-PRIX

08. - 10. Juli 2011

Nürburgring GP - Sprintstrecke, Länge 3629 m

ADAC Formel Masters



Sektoren Rennen 1

DMSB -Reg.No.: 136/2011
Deutscher Motor Sport Bund e.V.


Runde	Rundenzeit	Sektor 1 Zeit	Sektor 2 Zeit	Sektor 3 Zeit
18	Luca Stolz , Formel ADAC / GER			
1	1:43.324	55.315	26.819	21.190
2	1:35.684	50.021	25.296	20.367
3	1:33.306	49.121	24.496	19.689
4	1:31.291	47.981	23.706	19.604
5	1:31.111	47.550	23.669	19.892
6	1:32.444	49.082	23.630	19.732
7	1:31.781	47.779	23.742	20.260
8	1:31.511	48.238	23.764	19.509
9	1:32.038	48.471	23.701	19.866
10	1:31.593	48.322	23.583	19.688
11	1:31.427	48.163	23.651	19.613
12	1:31.518	48.105	23.622	19.791
13	1:32.451	48.831	23.815	19.805
14	1:31.327	47.980	23.707	19.640
15	1:32.128	48.605	23.738	19.785
16	1:33.033	48.831	23.831	20.371
17	1:31.355	47.995	23.785	19.575
19	Lucas Wolf , Formel ADAC / GER			
1	1:36.291	49.500	24.070	22.721
2	1:34.637	49.238	25.182	20.217
3	1:32.920	48.310	24.691	19.919
4	1:31.385	47.810	23.958	19.617
5	1:30.726	47.545	23.717	19.464
6	1:30.707	47.172	23.973	19.562
7	1:30.769	47.348	23.774	19.647
8	1:32.372	48.709	23.806	19.857
9	1:30.832	47.500	23.695	19.637
10	1:30.964	47.833	23.599	19.532
11	1:30.274	47.261	23.602	19.411
12	1:30.880	47.553	23.826	19.501
13	1:30.794	47.440	23.973	19.381
14	1:30.654	47.364	23.843	19.447
15	1:31.102	47.669	23.839	19.594
16	1:32.950	48.610	23.993	20.347
17	1:31.989	48.351	23.916	19.722
20	Jeffrey Schmidt , Formel ADAC / SUI			
1	1:42.218	55.845	25.814	20.559

26. Int. ADAC TRUCK-GRAND-PRIX

08. - 10. Juli 2011

Nürburgring GP - Sprintstrecke, Länge 3629 m

ADAC Formel Masters



Sektoren Rennen 1

DMSB -Reg.No.: 136/2011
Deutscher Motor Sport Bund e.V.


Runde	Rundenzeit	Sektor 1 Zeit	Sektor 2 Zeit	Sektor 3 Zeit
2	1:35.427	49.890	25.294	20.243
3	1:32.912	48.519	24.524	19.869
4	1:31.479	47.713	24.035	19.731
5	1:30.952	47.563	23.669	19.720
6	1:30.683	47.336	23.656	19.691
7	1:30.344	47.191	23.609	19.544
8	1:30.424	47.176	23.541	19.707
9	1:30.293	47.152	23.496	19.645
10	1:30.437	47.099	23.603	19.735
11	1:30.617	47.339	23.600	19.678
12	1:31.409	47.658	23.920	19.831
13	1:31.349	47.405	24.148	19.796
14	1:31.118	47.562	23.838	19.718
15	1:30.886	47.499	23.597	19.790
16	1:31.199	47.635	23.668	19.896
17	1:31.385	47.643	23.771	19.971
22	Sheban Siddiqi , Formel ADAC / GBR			
1	1:46.534	59.430	25.859	21.245
2	1:37.068	50.748	25.116	21.204
3	1:34.055	49.831	23.911	20.313
4	1:33.888	49.787	23.991	20.110
5	1:32.651	48.821	23.811	20.019
6	1:32.664	48.420	23.805	20.439
7	1:31.498	48.124	23.757	19.617
8	1:32.967	48.105	23.826	21.036
9	1:31.461	48.053	23.627	19.781
10	1:31.797	47.824	23.874	20.099
11	1:32.525	48.235	24.206	20.084
12	1:32.053	48.250	23.805	19.998
13	1:31.917	48.182	23.640	20.095
14	1:33.451	49.142	23.862	20.447
15	1:32.512	48.648	23.851	20.013
16	1:32.025	48.447	23.736	19.842
17	1:32.525	48.302	24.016	20.207
23	Kean Kristensen , Formel ADAC / DEN			
1	1:40.731	53.759	25.918	21.054
2	1:34.671	49.085	25.470	20.116
3	1:32.840	48.525	24.316	19.999
4	1:31.414	47.588	23.818	20.008

26. Int. ADAC TRUCK-GRAND-PRIX

08. - 10. Juli 2011

Nürburgring GP - Sprintstrecke, Länge 3629 m

ADAC Formel Masters



Sektoren Rennen 1

DMSB -Reg.No.: 136/2011
Deutscher Motor Sport Bund e.V.


Runde	Rundenzeit	Sektor 1 Zeit	Sektor 2 Zeit	Sektor 3 Zeit
5	1:31.692	48.170	23.759	19.763
6	1:30.450	47.281	23.641	19.528
7	1:30.239	47.314	23.447	19.478
8	1:30.136	47.218	23.472	19.446
9	1:30.107	47.335	23.438	19.334
10	1:29.985	47.059	23.376	19.550
11	1:30.266	47.222	23.559	19.485
12	1:30.885	47.479	23.678	19.728
13	1:30.904	47.378	23.585	19.941
14	1:30.492	47.201	23.620	19.671
15	1:30.704	47.558	23.439	19.707
16	1:31.084	47.998	23.476	19.610
17	1:30.743	47.360	23.626	19.757
24	Artem Markelov , Formel ADAC / RUS			
1	1:40.882	54.104	25.598	21.180
2	1:35.000	49.466	25.121	20.413
3	1:32.708	48.759	24.350	19.599
4	1:31.250	47.686	23.730	19.834
5	1:30.510	47.242	23.688	19.580
6	1:30.129	47.061	23.673	19.395
7	1:29.660	47.001	23.328	19.331
8	1:29.895	47.076	23.249	19.570
9	1:30.823	47.721	23.447	19.655
10	1:29.724	47.049	23.423	19.252
11	1:29.839	46.981	23.513	19.345
12	1:30.343	47.336	23.646	19.361
13	1:30.227	47.334	23.406	19.487
14	1:29.894	46.947	23.458	19.489
15	1:30.459	47.543	23.475	19.441
16	1:29.845	47.205	23.302	19.338
17	1:30.008	47.115	23.371	19.522
25	Emil Bernstorff , Formel ADAC / GBR			
1	1:32.175	48.579	23.863	19.733
2	1:32.359	48.607	24.071	19.681
3	1:31.335	47.963	23.944	19.428
4	1:30.045	47.219	23.554	19.272
5	1:29.579	46.904	23.428	19.247
6	1:29.705	46.930	23.470	19.305
7	1:29.334	46.691	23.342	19.301

26. Int. ADAC TRUCK-GRAND-PRIX

08. - 10. Juli 2011

Nürburgring GP - Sprintstrecke, Länge 3629 m

ADAC Formel Masters



Sektoren Rennen 1

DMSB -Reg.No.: 136/2011
Deutscher Motor Sport Bund e.V.

Runde	Rundenzeit	Sektor 1 Zeit	Sektor 2 Zeit	Sektor 3 Zeit
8	1:29.481	46.848	23.327	19.306
9	1:29.055	46.753	23.239	19.063
10	1:28.999	46.622	23.191	19.186
11	1:29.207	46.798	23.194	19.215
12	1:29.431	46.801	23.306	19.324
13	1:29.941	47.171	23.426	19.344
14	1:29.655	46.947	23.326	19.382
15	1:29.359	46.876	23.231	19.252
16	1:30.123	47.192	23.531	19.400
17	1:29.544	46.936	23.293	19.315
26	Ferdinand Gabor , Formel ADAC / D			
1	1:47.051	1:00.125	25.803	21.123
2	1:36.396	50.480	25.280	20.636
3	1:33.494	49.253	24.270	19.971
4	1:32.690	48.552	24.367	19.771
5	1:32.372	48.283	24.075	20.014
6	1:31.658	48.103	23.883	19.672
7	1:32.427	48.619	23.984	19.824
8	1:31.626	48.002	23.791	19.833
9	1:31.391	47.821	23.774	19.796
10	1:32.686	48.280	23.977	20.429
11	1:33.796	48.549	25.089	20.158
12	1:32.750	48.688	24.106	19.956
13	1:32.270	48.276	24.162	19.832
14	1:48.470	1:04.016	24.277	20.177
15	1:32.993	48.672	24.137	20.184
16	1:32.759	48.808	24.064	19.887
17	1:32.768	48.691	23.953	20.124

Ergebnis Rennen 1

(Wertungslauf: 10)

Gestartet : 25 Gewertet : 22 nicht gewertet : 3

Pl.	Nr.	Kl.	Bewerber Fahrer, Ort	Fahrzeug Sponsorcard	Rde.	Gesamtzeit	Rückstand Intervall	Schnitt Gesamt	Schnellste Schnitt	in Rd.
1	17		ADAC Berlin-Brandenburg e.V. Pascal Wehrlein (GER)	Formel ADAC	17	25:27.380		145.409	1:29.058 146.695	11
2	25		Motopark Emil Bernstorff (GBR)	Formel ADAC	17	25:29.327	01.947	145.224	1:28.999 146.793	10
3	14		Mücke Motorsport Roy Nissany (ISR)	Formel ADAC	17	25:37.445	10.065	144.457	1:29.527 145.927	7
4	3		ma-con Dennis Lind (DEN)	Formel ADAC	17	25:42.368	14.988	143.996	1:29.791 145.498	8
5	2		ma-con Sven Müller (GER)	Formel ADAC	17	25:48.098	20.718	143.463	1:29.365 146.191	9
6	24		Motopark Artem Markelov (RUS)	Formel ADAC	17	25:51.196	23.816	143.176	1:29.660 145.710	7
7	23		Motopark Kean Kristensen (DEN)	Formel ADAC	17	25:57.343	29.963	142.611	1:29.985 145.184	10
8	12		Mücke Motorsport Jason Kremer (GER)	Formel ADAC	17	25:59.808	32.428	142.386	1:30.100 144.999	9
9	19		URD Rennsport Lucas Wolf (GER)	Formel ADAC	17	26:00.246	32.866	142.346	1:30.274 144.719	11
10	20		HAITECH Racing Jeffrey Schmidt (SUI)	Formel ADAC	17	26:03.132	35.752	142.083	1:30.293 144.689	9
11	7		KUG Motorsport Maximilian Buhk (GER)	Formel ADAC	17	26:12.169	44.789	141.266	1:30.636 144.141	5
12	18		URD Rennsport Luca Stolz (GER)	Formel ADAC	17	26:17.322	49.942	140.805	1:31.111 143.390	5
13	16		ADAC Berlin-Brandenburg e.V. Peter Hovenaars (NED)	Formel ADAC	17	26:18.473	51.093	140.702	1:30.604 144.192	11
14	8		KUG Motorsport Kevin Friesacher (AUT)	Formel ADAC	17	26:19.670	52.290	140.596	1:31.460 142.843	10
15	10		Neuhauser Racing David Griessner (AUT)	Formel ADAC	17	26:19.806	52.426	140.584	1:30.537 144.299	8
16	11		Neuhauser Racing Hubertus-Carlos Vier (GER)	Formel ADAC	17	26:19.903	52.523	140.575	1:30.797 143.886	6
17	13		Toni Koitsch (GER)	Formel ADAC	17	26:21.002	53.622	140.477	1:30.975 143.604	8
18	15		ADAC Berlin-Brandenburg e.V. Mark Kiralykuti (HUN)	Formel ADAC	17	26:29.734	1:02.354	139.706	1:31.486 142.802	13
19	22		Motopark Sheban Siddiqi (GBR)	Formel ADAC	17	26:31.591	1:04.211	139.543	1:31.461 142.841	9
20	6		Krafft Walzen Christina Nielsen (DEN)	Formel ADAC	17	26:31.834	1:04.454	139.521	1:31.524 142.743	7
21	5		Krafft Walzen André Rudersdorf (GER)	Formel ADAC ADAC Hessen-Thüringen e.V.	17	26:31.968	1:04.588	139.510	1:31.782 142.342	16
22	26		G&J Motorsport Ferdinand Gabor (D)	Formel ADAC	17	26:47.597	1:20.217	138.153	1:31.391 142.951	9
Nicht gewertet										
	9		Neuhauser Racing Gustav Malja (SWE)	Formel ADAC	10	15:41.514	7 Runden	138.759	1:31.076 143.445	7
	1		Motopark Mario Farnbacher (GER)	Formel ADAC	5	7:42.889	12 Runden	141.118	1:30.807 143.870	4
	4		Krafft Walzen Niklas Brinkmann (GER)	Formel ADAC	0	00.000	17 Runden	0.000	00.000 0.000	



26. Int. ADAC TRUCK-GRAND-PRIX

08. - 10. Juli 2011

Nürburgring GP - Sprintstrecke, Länge 3629 m

ADAC Formel Masters

ADAC Mittelrhein e.V.

DMSB -Reg. Nr.:136/2011
Deutscher Motor Sport Bund e.V.

Ergebnis Rennen 1

(Wertungslauf: 10)

Gestartet : 25 Gewertet : 22 nicht gewertet : 3

Pl.	Nr.	Kl.	Bewerber Fahrer, Ort	Fahrzeug Sponsorcard	Rde.	Gesamtzeit	Rückstand Intervall	Schnitt Gesamt	Schnellste Schnitt	in Rd.
-----	-----	-----	-------------------------	-------------------------	------	------------	------------------------	-------------------	-----------------------	-----------

Schnellste Runde: 25 Bernstorff Emil 1:28.999 =146.793 km/h

Vorbehaltlich der technischen Überprüfung

Aushangzeit: 09.07.2011

- Rennleiter:

- Zeitnahme:

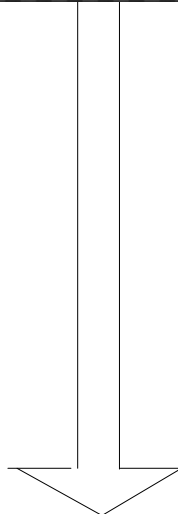
NEU !!

DMSB -Reg. Nr.:136/2011
Deutscher Motor Sport Bund e.V.

ADAC Mittelrhein e.V.

Startaufstellung Rennen 1 ADAC Formel Masters, am 09.07.2011, um 9:05 h

22	Sheban Siddiqi Formel ADAC	1:31.424	13	6	Christina Nielsen Formel ADAC	1:31.697
10	David Griessner Formel ADAC	1:31.220	12	26	Ferdinand Gabor Formel ADAC	1:31.395
15	Mark Kiralykuti Formel ADAC	1:31.339	11	13	Toni Koitsch Formel ADAC	1:31.361
5	André Rudersdorf Formel ADAC	1:31.244	10	9	Gustav Malja Formel ADAC	1:31.023
4	Niklas Brinkmann Formel ADAC	1:31.191	9	20	Jeffrey Schmidt Formel ADAC	1:30.801
7	Maximilian Buhk Formel ADAC	1:30.944	8	8	Kevin Friesacher Formel ADAC	1:31.097
11	Hubertus-Carlos Vier Formel ADAC	1:30.519	7	16	Peter Hoevenaars Formel ADAC	1:30.761
24	Artem Markelov Formel ADAC	1:30.026	6	18	Luca Stolz Formel ADAC	1:30.146
2	Sven Müller Formel ADAC	1:29.861	5	12	Jason Kremer Formel ADAC	1:29.977
23	Kean Kristensen Formel ADAC	1:29.794	4	1	Mario Farnbacher Formel ADAC	1:29.813
3	Dennis Lind Formel ADAC	1:29.719	3	14	Roy Nissany Formel ADAC	1:29.754
25	Emil Bernstorff Formel ADAC	1:29.485	2	19	Lucas Wolf Formel ADAC	1:29.612
			1	17	Pascal Wehrlein Formel ADAC	1:29.010



vorbehaltlich der technischen Überprüfung!

26. Int. ADAC TRUCK-GRAND-PRIX

ADAC Formel Masters

Rennen 1

POS	1	2	3	4	5	6	7	8	9	10	11	12	13	14	15	16	17	18	19	20	21	22	23	24
LAP 1	25	17	3	14	1	19	23	24	2	12	20	8	18	7	11	9	13	10	15	6	22	5	26	16
LAP 2	17	25	3	14	1	19	23	24	2	12	20	8	18	7	11	13	10	15	9	5	6	26	22	16
LAP 3	17	25	14	3	1	19	2	23	24	12	20	8	18	7	11	13	10	15	9	6	26	5	22	16
LAP 4	17	25	14	3	1	19	2	23	24	12	20	8	18	7	11	13	15	10	26	6	9	16	22	5
LAP 5	17	25	14	3	1	19	2	24	23	12	20	8	18	7	11	13	10	26	6	16	9	22	5	15
LAP 6	17	25	14	3	19	2	24	23	12	20	8	7	18	11	13	10	26	16	9	6	22	5	15	
LAP 7	17	25	14	3	19	2	24	23	12	20	8	7	18	11	13	10	16	26	9	6	22	15	5	
LAP 8	17	25	14	3	2	19	24	23	12	20	7	8	18	11	13	10	16	26	9	6	22	15	5	
LAP 9	17	25	14	3	2	19	24	23	12	20	7	8	18	11	13	10	16	26	9	22	6	15	5	
LAP 10	17	25	14	3	2	24	19	23	12	20	7	8	18	13	10	11	16	9	26	22	6	15	5	
LAP 11	17	25	14	3	2	24	19	23	12	20	7	8	18	10	13	11	16	26	22	15	6	5		
LAP 12	17	25	14	3	2	24	19	23	12	20	7	8	18	10	13	16	11	26	22	15	6	5		
LAP 13	17	25	14	3	2	24	19	23	12	20	7	8	18	10	16	13	11	26	22	15	6	5		
LAP 14	17	25	14	3	2	24	19	23	12	20	7	8	18	10	16	13	11	15	22	6	5	26		
LAP 15	17	25	14	3	2	24	19	23	12	20	7	8	18	10	16	11	13	15	22	6	5	26		
LAP 16	17	25	14	3	2	24	23	19	12	20	7	8	18	10	16	11	13	15	22	6	5	26		
LAP 17	17	25	14	3	2	24	23	12	19	20	7	18	16	8	10	11	13	15	22	6	5	26		