



ADAC GT Masters

Result List Race 2

Provisional



Nürburgring, Length: 3629m

Air temperature: 25.15°C

Track temperature: 37.29°C

Weather condition: Dry

DMSB Reg. Nr.: DMSB 215/18

Sunday, August 5, 2018 13:08:00

started : 35 classified : 33 not classified : 2

	Drivers	Team	Car	Laps	Total Time	Gap	Kph	Lap	Time	Kph
1	33 F.Salaquarda(CZE)/F.Stippler(DEU)	Team ISR(CZE)	Audi R8 LMS	41	1:01:35.194		144.8	6	1:26.812	150.4
2	47 M.Pommer(DEU)/M.Götz(DEU)	MANN-FILTER Team HTP Motorsport(D	Mercedes-AMG GT3	41	1:01:46.693	11.499	144.5	7	1:27.306	149.6
3	24 M.Ortmann(DEU)(J)/M.Winkelhock(DEU)	BWT Mücke Motorsport(DEU)	Audi R8 LMS	41	1:01:47.930	12.736	144.4	7	1:27.024	150.1
4	25 R.Feller(CHE)(J)/C.Haase(DEU)	BWT Mücke Motorsport(DEU)	Audi R8 LMS	41	1:01:48.951	13.757	144.4	7	1:27.409	149.4
5	99 R.Renauer(DEU)/M.Jaminet(FRA)	Precote Herberth Motorsport(DEU)	Porsche 911 GT3 R	41	1:01:49.632	14.438	144.4	6	1:27.243	149.7
6	18 A.de Leener(BEL)/K.Bachler(AUT)	KÜS TEAM75 Bernhard(DEU)	Porsche 911 GT3 R	41	1:02:06.304	31.110	143.7	8	1:27.600	149.1
7	29 J.Dennis(GBR)/C.Mies(DEU)	MontaplastbyLand-Motorsport(DEU)	Audi R8 LMS	41	1:02:08.688	33.494	143.7	7	1:27.866	148.6
8	17 T.Bernhard(DEU)/K.Estre(FRA)	KÜS TEAM75 Bernhard(DEU)	Porsche 911 GT3 R	41	1:02:09.513	34.319	143.7	8	1:27.942	148.5
9	21 L.Stolz(DEU)(J)/S.Asch(DEU)	Team ZAKSPEEDBKK Mobil Oil Racing	Mercedes-AMG GT3	41	1:02:09.817	34.623	143.7	16	1:27.989	148.4
10	28 S.van der Linde(ZAF)(J)/K.van der Linde(ZAF)	MontaplastbyLand-Motorsport(DEU)	Audi R8 LMS	41	1:02:10.428	35.234	143.6	7	1:27.926	148.5
11	5 P.Ellis(GBR)(J)/M.Hofer(AUT)(J)	Phoenix Racing(DEU)	Audi R8 LMS	41	1:02:15.243	40.049	143.5	5	1:27.974	148.5
12	26 J.Schmidt(CHE)(J)/S.Mücke(DEU)	BWT Mücke Motorsport(DEU)	Audi R8 LMS	41	1:02:15.462	40.268	143.4	5	1:27.973	148.5
13	7 D.Schwager(DEU)/L.Ludwig(DEU)	HB Racing(AUT)	Ferrari 488 GT3	41	1:02:15.818	40.624	143.5	6	1:28.239	148.0
14	4 R.Lips(CHE)(T)/M.Hackländer(DEU)	Aust Motorsport(DEU)	Audi R8 LMS	41	1:02:20.345	45.151	143.2	7	1:27.418	149.4
15	63 M.Bortolotti(ITA)/A.Caldarelli(ITA)	ORANGE1 by GRT Grasser(AUT)	Lamborghini Huracan GT3	41	1:02:21.666	46.472	143.3	6	1:28.359	147.8
16	20 N.Sylvest(DNK)(J)/K.Schramm(DEU)(J)	Team ZAKSPEEDBKK Mobil Oil Racing	Mercedes-AMG GT3	41	1:02:23.306	48.112	143.2	7	1:28.294	147.9
17	48 I.Dontje(NLD)(J)/M.Buhk(DEU)	MANN-FILTER Team HTP Motorsport(D	Mercedes-AMG GT3	41	1:02:23.481	48.287	143.3	6	1:28.179	148.1
18	14 C.Zöchling(AUT)/J.Klingmann(DEU)	MRS GT-Racing(DEU)	BMW M6 GT3	41	1:02:33.121	57.927	142.8	5	1:28.185	148.1
19	13 S.Barth(DEU)(T)/C.Hürtgen(DEU)(T)	RWT Racing(AUT)	Corvette C7 GT3	41	1:02:35.339	1:00.145	142.8	6	1:28.286	147.9
20	53 A.Vainio(FIN)(J)/M.Beretta(ITA)(J)	Team Rosberg(DEU)	Lamborghini Huracan GT3	41	1:02:36.817	1:01.623	142.8	8	1:28.397	147.7
21	84 P.Assenheimer(DEU)(J)/R.Marciello(ITA)	AutoArenA Motorsport(DEU)	Mercedes-AMG GT3	41	1:02:37.389	1:02.195	142.8	19	1:27.979	148.4
22	19 E.Perez Companc(ARG)(J)/F.Perera(FRA)	GRT Grasser-Racing-Team(AUT)	Lamborghini Huracan GT3	41	1:02:37.500	1:02.306	142.8	11	1:27.824	148.7
23	9 C.Dreyspring(DEU)(J)/G.Maggi(CHE)(J)	Honda Team Schubert Motorsport(DEU)	Honda NSX GT3	41	1:02:39.819	1:04.625	142.8	13	1:28.338	147.8
24	8 C.Friedrich(DEU)(J)/L.Arnold(DEU)	SML CarWellness by CarCollection(DEL	Mercedes-AMG GT3	41	1:02:41.649	1:06.455	142.6	6	1:28.333	147.8
25	69 J.Slooten(DEU)(T)/L.Luhr(DEU)	IronForce by RING POLICE(DEU)	Porsche 911 GT3 R	41	1:02:49.081	1:13.887	142.3	12	1:28.140	148.2
26	35 J.Judek(DEU)(J)/J.Eriksson(SWE)	Team Rosberg(DEU)	Lamborghini Huracan GT3	41	1:02:51.400	1:16.206	142.2	7	1:28.450	147.7
27	11 E.Erhart(DEU)/P.Kaffer(DEU)	EFP by TECE(DEU)	Audi R8 LMS	41	1:02:57.053	1:21.859	142.0	6	1:28.273	147.9
28	42 M.Jensen(DEN)(J)/T.Scheider(DEU)	BMW Team Schnitzer(DEU)	BMW M6 GT3	41	1:02:57.622	1:22.428	141.9	4	1:28.292	147.9
29	43 D.Marschall(DEU)(J)/V.Bouveng(SWE)(J)	BMW Team Schnitzer(DEU)	BMW M6 GT3	41	1:03:05.067	1:29.873	141.7	5	1:28.784	147.1
30	6 O.Tunjo(COL)(J)/I.Lukashevich(RUS)	Phoenix Racing(DEU)	Audi R8 LMS	41	1:03:10.621	1:35.427	142.6	8	1:27.853	148.7
31	50 P.Geipel(DEU)/R.Frey(CHE)	YACO Racing(DEU)	Audi R8 LMS	40	1:01:51.427	1 LAP	141.0	9	1:28.286	147.9
32	3 N.Rogivue(CHE)(J)/F.Vervisch(BEL)	Aust Motorsport(DEU)	Audi R8 LMS	40	1:03:04.418	1 LAP	138.1	6	1:28.283	147.9
33	82 R.Ineichen(CHE)(T)/C.Engelhart(DEU)	GRT Grasser-Racing-Team(AUT)	Lamborghini Huracan GT3	39	59:52.964	2 LAPS	142.0	9	1:28.025	148.4
Not classified										
12	F.Spengler(DEU)/D.Vanhoor(BEL)	EFP by TECE(DEU)	Audi R8 LMS	24	38:48.406	17 LAPS	135.8	5	1:28.614	147.4
1	M.Kirchhöfer(DEU)/D.Keilwitz(DEU)	Callaway Competition(DEU)	Corvette C7 GT3	14	20:57.094	27 LAPS	145.4	7	1:27.362	149.5

Fastest lap of the race. Car 33 driver Frank Stippler on lap 6. Time 1:26.812, average speed 150.4 km/h.

Following race director decision drive through penalty in exchange a time penalty of 30 seconds for car no. 6

Subject to final scrutineering!

Publication time:

Clerk of the Course: Michael Bork

Timekeeper: Steffen Ruhl

ver: 1.0

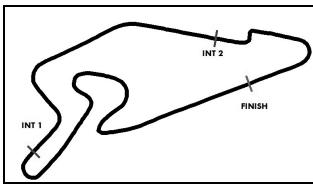
www.adac.de/motorsport

Page 1/1 printed: 5.8.2018 14:21



ADAC Vorteilsprogramm





ADAC GT Masters

Lap Chart Race 2

Provisional

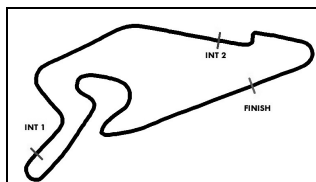


Nürburgring, Length: 3629 m

Sunday, August 5, 2018 13:08:00

LapCha	1	2	3	4	5	6	7	8	9	10	11	12	13	14	15	16	17	18	19	20	21	22	23	24	25	26	27	28	29	30	31	32	33	34	35	36	37	38	39	40	41	42	43	44	45
LAP 36	33	24	47	25	99	18	29	17	21	28	5	26	7	4	63	20	48	14	13	53	19	84	69	6	8	9	35	3	11	82	42	43	50'												
LAP 37	33	24	47	25	99	18	29	17	21	28	5	26	7	4	63	20	48	14	13	53	84	19	69	6	9	8	35	3	11	82	42	43	50'												
LAP 38	33	24	47	25	99	18	29	17	21	28	5	26	7	4	63	20	48	14	13	53	84	19	69	6	9	8	35	3	82	11	42	43	50'												
LAP 39	33	24	47	25	99	18	29	17	21	28	5	26	7	4	63	20	48	14	13	53	84	19	69	6	9	8	35	3	82	11	42	43	50'												
LAP 40	33	47	24	25	99	18	29	17	21	28	5	26	7	4	63	20	48	14	13	53	84	19	9	6	8	69	35	11	42	43	50'	.3'													
LAP 41	33	47	24	25	99	18	29	17	21	28	5	26	7	4	63	20	48	14	13	53	84	19	9	6	8	69	35	11	42	43															

.- PITSTOP ' -LAPBEHIND



ADAC GT Masters



Sector List Race 2

Provisional

Nürburgring, Length: 3629m

Air temperature: 25.15°C

Track temperature: 37.29°C

Weather condition: Dry

DMSB Reg. Nr.: DMSB 215/18

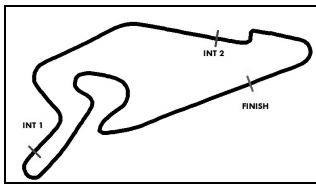
Sunday, August 5, 2018 13:08:00

Lap	Time	SE1	SP1	SE2	SP2	SE3	SP3	TSP	Lap	Time	SE1	SP1	SE2	SP2	SE3	SP3	TSP
1 Kirchhöfer, DEU / Keilwitz, DEU									theoretical besttime: 1:27.205								
1	1:29.720	45.736	136	22.390	237	21.594	191	237	8	1:27.467	44.358	135	21.971	239	21.138	192	239
2	1:28.599	44.835	136	22.363	240	21.401	192	240	9	1:27.581	44.349	133	21.926	239	21.306	193	239
3	1:28.514	45.010	135	22.114	238	21.390	193	238	10	1:27.799	44.431	134	22.050	237	21.318	191	237
4	1:27.793	44.455	134	22.073	238	21.265	192	238	11	1:27.875	44.410	134	22.005	238	21.460	191	238
5	1:27.427	44.280	135	22.044	238	21.103	192	238	12	1:28.112	44.580	133	22.100	238	21.432	192	238
6	1:27.458	44.234	135	22.032	239	21.192	192	239	13	1:27.900	44.569	134	22.031	239	21.300	192	239
7	1:27.362	44.176	134	21.980	240	21.206	192	240	14	1:53.487	58.152	128	25.455	195	29.880	59	195

Lap	Time	SE1	SP1	SE2	SP2	SE3	SP3	TSP	Lap	Time	SE1	SP1	SE2	SP2	SE3	SP3	TSP
3 Rogivue, CHE / Vervisch, BEL									theoretical besttime: 1:28.179								
1	1:36.191	48.917	126	23.279	238	23.995	180	238	21	1:32.730	46.534	129	22.877	237	23.319	186	237
2	1:30.338	45.657	131	22.576	237	22.105	186	237	22	1:31.138	46.386	130	22.803	237	21.949	186	237
3	1:28.969	45.118	133	22.328	238	21.523	187	238	23	1:31.486	46.084	129	22.871	238	22.531	186	238
4	1:28.561	44.854	132	22.311	237	21.396	187	237	24	1:30.823	45.882	131	22.937	235	22.004	186	235
5	1:28.585	44.674	130	22.241	238	21.670	187	238	25	1:31.748	46.193	129	23.002	236	22.553	185	236
6	1:28.283	44.673	131	22.192	238	21.418	187	238	26	1:30.626	45.842	130	22.836	236	21.948	186	236
7	1:28.626	44.898	130	22.251	239	21.477	187	239	27	1:30.503	45.713	129	22.832	236	21.958	185	236
8	1:28.602	44.876	131	22.301	238	21.425	187	238	28	1:30.788	45.804	131	22.968	236	22.016	186	236
9	1:28.423	44.591	131	22.209	238	21.623	186	238	29	1:30.273	45.507	132	22.779	236	21.987	185	236
10	1:28.896	45.015	132	22.299	238	21.582	187	238	30	1:31.149	46.268	129	22.924	236	21.957	186	236
11	1:28.743	44.776	131	22.455	237	21.512	187	237	31	1:30.819	45.823	131	22.829	236	22.167	186	236
12	1:28.710	44.711	131	22.261	240	21.738	187	240	32	1:30.803	46.029	129	22.778	237	21.996	185	237
13	1:28.784	44.959	133	22.323	240	21.502	187	240	33	1:30.537	45.680	130	22.832	237	22.025	186	237
14	1:29.737	45.046	132	22.444	238	22.247	186	238	34	1:31.432	46.061	130	22.931	237	22.440	185	237
15	1:30.253	46.284	130	22.454	237	21.515	186	237	35	1:31.702	46.725	127	22.926	236	22.051	186	236
16	1:28.816	44.897	130	22.367	237	21.552	186	237	36	1:30.811	45.682	130	23.055	237	22.074	185	237
17	1:33.124	45.030	129	22.441	238	25.653	57	238	37	1:31.209	46.232	130	22.888	237	22.089	185	237
18	2:35.954	1:50.972	131	22.826	236	22.156	184	236	38	1:31.357	46.154	130	22.931	235	22.272	186	235
19	1:31.564	46.435	132	23.145	237	21.984	186	237	39	1:31.198	45.991	130	22.852	236	22.355	185	236
20	1:30.490	45.692	131	22.653	236	22.145	186	236	40	3:11.637	1:59.096	81	36.432	153	36.109	57	153

Lap	Time	SE1	SP1	SE2	SP2	SE3	SP3	TSP	Lap	Time	SE1	SP1	SE2	SP2	SE3	SP3	TSP
4 Lips, CHE / Hackländer, DEU									theoretical besttime: 1:27.413								
1	1:31.392	46.282	129	22.918	231	22.192	187	231	22	1:33.667	44.773	131	22.406	238	26.488	57	238
2	1:29.048	44.929	133	22.448	237	21.671	188	237	23	2:35.058	1:50.444	133	22.667	236	21.947	186	236
3	1:28.298	44.590	133	22.273	237	21.435	189	237	24	1:30.933	46.031	132	22.806	234	22.096	186	234
4	1:28.686	44.737	133	22.573	236	21.376	186	236	25	1:30.266	45.884	131	22.642	235	21.740	186	235
5	1:28.725	45.253	132	22.307	237	21.165	188	237	26	1:29.718	45.492	133	22.665	235	21.561	186	235
6	1:27.911	44.469	133	22.146	236	21.296	190	236	27	1:30.378	45.917	132	22.677	236	21.784	186	236
7	1:27.418	44.208	133	22.142	237	21.068	189	237	28	1:30.006	45.640	132	22.564	236	21.802	187	236
8	1:27.443	44.215	134	22.137	237	21.091	189	237	29	1:30.579	45.962	134	22.810	235	21.807	186	235
9	1:27.574	44.214	133	22.142	237	21.218	188	237	30	1:33.450	46.321	132	23.191	233	23.938	184	233
10	1:28.334	44.386	134	22.511	234	21.437	187	234	31	1:32.417	47.779	132	22.771	238	21.867	187	238
11	1:28.013	44.415	133	22.183	236	21.415	187	236	32	1:30.586	46.075		22.655	238	21.856	186	238
12	1:28.090	44.525	133	22.300	237	21.265	188	237	33	1:30.864	46.429	136	22.624	237	21.811	186	237
13	1:27.960	44.363	133	22.274	236	21.323	187	236	34	1:30.590	45.981	133	22.774	237	21.835	187	237
14	1:28.753	45.201	133	22.233	236	21.319	187	236	35	1:30.671	46.137	134	22.652	238	21.882	187	238
15	1:28.187	44.683	133	22.246	237	21.258	187	237	36	1:31.133	46.496	133	22.726	238	21.911	186	238
16	1:28.623	44.784	134	22.331	236	21.508	186	236	37	1:30.693	46.024	133	22.700	237	21.969	187	237
17	1:28.303	44.634	131	22.293	236	21.376	187	236	38	1:30.699	46.165	133	22.662	236	21.872	187	236
18	1:28.315	44.665	133	22.243	237	21.407	187	237	39	1:30.363	45.933	133	22.664	235	21.766	188	235
19	1:28.758	44.809	132	22.339	238	21.610	188	238	40	1:30.497	45.934	132	22.634	236	21.929	187	236
20	1:28.675	44.807	133	22.373	237	21.495	186	237	41	1:30.758	46.069	132	22.727	236	21.962	186	236
21	1:28.513	44.741	133	22.326	237	21.446	188	237									

Lap	Time	SE1	SP1	SE2	SP2	SE3	SP3	TSP	Lap	Time	SE1	SP1	SE2	SP2	SE3	SP3	TSP
5 Ellis, GBR / Hofer, AUT									theoretical besttime: 1:27.839								
1	1:33.819	47.639	132	23.815	233	22.365	187	233	22	1:28.845	44.926	132	22.330	237	21.589	186	237
2	1:29.822	45.607	132	22.520	241	21.695	188	241	23	1:29.665	45.323	129	22.640	235	21.702	186	235
3	1:28.916	44.973	132	22.441	235	21.502	187	235	24	1:29.090	45.114	130	22.431	234	21.545	187	234
4	1:28.375	44.690	133	22.318	236	21.367	187	236	25	1:29.261	45.239	131	22.452	235	21.570	187	235
5	1:27.974	44.394	133	22.175	236	21.405	187	236	26	1:29.615	45.280	132	22.503	236	21.832	187	236
6	1:28.013	44.418	134	22.178	237	21.417	187	237	27	1:29.378	45.165	132	22.454	236	21.759	186	236
7	1:28.289	44.677	131	22.223	237	21.389	187	237	28	1:29.780	45.659	130	22.475	236	21.646	187	236



ADAC GT Masters



Sector List Race 2

Provisional

Nürburgring, Length: 3629m

Air temperature: 25.15°C

Track temperature: 37.29°C

Weather condition: Dry

DMSB Reg. Nr.: DMSB 215/18

Sunday, August 5, 2018 13:08:00

Lap	Time	SE1	SP1	SE2	SP2	SE3	SP3	TSP	Lap	Time	SE1	SP1	SE2	SP2	SE3	SP3	TSP
8	1:27.980	44.377	133	22.200	237	21.403	188	237	29	1:29.146	45.011	132	22.418	236	21.717	186	236
9	1:28.251	44.578	133	22.095	238	21.578	188	238	30	1:30.074	45.222	130	22.480	238	22.372	184	238
10	1:28.130	44.533	134	22.117	237	21.480	187	237	31	1:31.343	46.601	129	22.690	238	22.052	187	238
11	1:28.332	44.702	132	22.173	237	21.457	187	237	32	1:29.868	45.486	131	22.593	237	21.789	188	237
12	1:28.233	44.542	134	22.217	237	21.474	187	237	33	1:29.708	45.231	129	22.566	238	21.911	187	238
13	1:28.258	44.596	131	22.226	237	21.436	187	237	34	1:30.622	45.668	132	22.775	238	22.179	187	238
14	1:28.459	44.689	131	22.251	237	21.519	187	237	35	1:31.616	46.081	121	23.066	238	22.469	185	238
15	1:28.790	44.835	132	22.460	236	21.495	187	236	36	1:30.282	45.816	130	22.678	236	21.788	185	236
16	1:28.819	44.780	131	22.249	238	21.790	186	238	37	1:29.674	45.331	131	22.595	237	21.748	186	237
17	1:33.084	44.702	131	22.297	237	26.085	58	237	38	1:29.668	45.327	132	22.558	236	21.783	186	236
18	2:35.941	1:51.902	132	22.417	237	21.622	185	237	39	1:29.840	45.244	131	22.702	233	21.894	187	233
19	1:28.954	44.962	130	22.431	235	21.561	185	235	40	1:30.685	45.436	129	22.954	237	22.295	186	237
20	1:28.831	44.913	131	22.374	235	21.544	186	235	41	1:30.924	45.912	129	22.742	235	22.270	186	235
21	1:28.889	44.955	132	22.353	237	21.581	186	237									

6 Tunjo, COL / Lukashevich, RUS

theoretical besttime: 1:27.807

1	1:37.583	49.471	130	24.094	230	24.018	187	230	22	1:34.631	45.731	133	22.344	236	26.556	58	236
2	1:30.515	46.253	132	22.578	236	21.684	186	236	23	2:43.540	1:59.139	133	22.689	235	21.712	186	235
3	1:29.867	46.089	130	22.341	236	21.437	186	236	24	1:29.511	45.161	129	22.596	235	21.754	187	235
4	1:28.366	44.965	131	22.164	236	21.237	186	236	25	1:30.627	45.501	129	22.777	237	22.349	186	237
5	1:28.211	44.695	132	22.229	236	21.287	188	236	26	1:30.619	45.385	132	22.778	237	22.456	186	237
6	1:28.365	44.695	132	22.275	237	21.395	188	237	27	1:30.793	46.081	129	22.605	240	22.107	186	240
7	1:28.554	44.760	133	22.290	238	21.504	187	238	28	1:29.992	45.408	133	22.522	237	22.062	186	237
8	1:27.853	44.495	133	22.088	237	21.270	188	237	29	1:29.628	45.229	133	22.485	236	21.914	185	236
9	1:28.310	44.678	132	22.075	239	21.557	188	239	30	1:30.011	45.505	133	22.433	237	22.073	186	237
10	1:28.631	44.960	133	22.209	237	21.462	187	237	31	1:30.885	46.089	126	22.774	236	22.022	185	236
11	1:28.965	45.003	132	22.284	238	21.678	186	238	32	1:29.813	45.539	133	22.410	237	21.864	186	237
12	1:28.741	44.982	132	22.127	239	21.632	187	239	33	1:29.959	45.476	130	22.634	236	21.849	186	236
13	1:28.986	45.022	134	22.259	238	21.705	186	238	34	1:29.941	45.607	133	22.443	237	21.891	186	237
14	1:29.244	45.086	132	22.288	238	21.870	186	238	35	1:29.841	45.382	131	22.544	237	21.915	186	237
15	1:29.998	45.969	130	22.374	238	21.655	187	238	36	1:29.979	45.441	132	22.469	237	22.069	185	237
16	1:28.869	44.884	131	22.363	238	21.622	186	238	37	1:30.313	45.704	132	22.582	237	22.027	188	237
17	1:29.190	45.096	132	22.360	237	21.734	186	237	38	1:30.370	45.618	132	22.632	236	22.120	186	236
18	1:28.893	45.004	132	22.344	236	21.545	186	236	39	1:30.382	45.652	132	22.681	236	22.049	184	236
19	1:29.121	45.051	131	22.348	236	21.722	186	236	40	1:32.150	46.817	125	23.041	237	22.292	187	237
20	1:29.032	45.020	133	22.276	236	21.736	186	236	41	1:30.560	45.838	131	22.658	236	22.064	186	236
21	1:29.782	45.242	131	22.461	236	22.079	186	236									

7 Schwager, DEU / Ludwig, DEU

theoretical besttime: 1:28.031

1	1:34.853	48.241	129	23.325	235	23.287	188	235	22	1:28.571	44.952	134	22.201	238	21.418	188	238
2	1:30.198	45.760	134	22.529	236	21.909	188	236	23	1:28.629	44.847	132	22.260	235	21.522	189	235
3	1:29.030	45.079	133	22.400	239	21.551	188	239	24	1:28.787	44.941	131	22.319	234	21.527	187	234
4	1:28.550	44.758	134	22.306	238	21.486	187	238	25	1:28.726	44.797	133	22.389	235	21.540	188	235
5	1:28.309	44.702	134	22.257	235	21.350	189	235	26	1:28.792	44.951	132	22.281	235	21.560	189	235
6	1:28.239	44.480	134	22.315	236	21.444	188	236	27	1:28.787	44.954	133	22.291	234	21.542	188	234
7	1:28.406	44.682	134	22.239	236	21.485	188	236	28	1:29.107	45.194	133	22.396	237	21.517	188	237
8	1:28.407	44.521	135	22.261	237	21.625	187	237	29	1:29.166	45.150	132	22.455	236	21.561	188	236
9	1:28.670	44.815	135	22.313	236	21.542	188	236	30	1:29.293	45.087	132	22.567	235	21.639	189	235
10	1:28.632	44.726	133	22.332	235	21.574	187	235	31	1:30.695	46.236	131	22.639	236	21.820	189	236
11	1:28.952	44.816	134	22.438	235	21.698	187	235	32	1:30.077	45.689	128	22.560	237	21.828	189	237
12	1:28.675	44.838	135	22.264	236	21.573	187	236	33	1:29.617	45.443	133	22.402	237	21.772	189	237
13	1:28.868	44.959	132	22.317	237	21.592	187	237	34	1:30.394	45.511	130	22.601	239	22.282	187	239
14	1:29.084	44.984	135	22.333	236	21.767	187	236	35	1:31.404	46.152	132	22.808	241	22.444	187	241
15	1:29.976	45.607	134	22.581	235	21.788	186	235	36	1:31.528	46.985	121	22.650	236	21.893	188	236
16	1:29.210	45.105	133	22.348	237	21.757	186	237	37	1:29.671	45.275	133	22.416	236	21.980	187	236
17	1:33.078	44.951	133	22.399	235	25.728	59	235	38	1:29.511	45.333	131	22.435	236	21.743	187	236
18	2:34.318	1:50.228	131	22.451	235	21.639	186	235	39	1:29.764	45.303	126	22.542	236	21.919	188	236
19	1:29.598	45.361	114	22.689	234	21.548	187	234	40	1:30.012	45.351	132	22.637	234	22.024	187	234
20	1:28.749	44.879	133	22.376	235	21.494	187	235	41	1:30.818	46.055	129	22.616	238	22.147	189	238
21	1:28.667	45.010	132	22.269	236	21.388	187	236									



ADAC GT Masters



Sector List Race 2

Provisional

Nürburgring, Length: 3629m

Air temperature: 25.15°C

Track temperature: 37.29°C

Weather condition: Dry

DMSB Reg. Nr.: DMSB 215/18

Sunday, August 5, 2018 13:08:00

Lap	Time	SE1	SP1	SE2	SP2	SE3	SP3	TSP	Lap	Time	SE1	SP1	SE2	SP2	SE3	SP3	TSP
8 Friedrich, DEU / Arnold, DEU									theoretical besttime: 1:28.173								
1	1:38.235	50.986	128	23.370	235	23.879	186	235	22	1:33.599	45.397	133	22.288	236	25.914	57	236
2	1:31.881	46.797	130	23.085	236	21.999	187	236	23	2:35.112	1:50.724	129	22.504	234	21.884	188	234
3	1:29.804	45.427	135	22.637	235	21.740	188	235	24	1:29.970	45.613	132	22.613	234	21.744	187	234
4	1:28.755	44.979	133	22.315	235	21.461	188	235	25	1:29.727	45.763	133	22.327	234	21.637	188	234
5	1:28.670	44.923	134	22.400	235	21.347	189	235	26	1:29.655	45.238	136	22.471	235	21.946	187	235
6	1:28.333	44.723	134	22.252	234	21.358	188	234	27	1:30.018	45.426	133	22.559	236	22.033	187	236
7	1:28.534	44.859	134	22.211	235	21.464	189	235	28	1:38.768	54.266	131	22.749	235	21.753	188	235
8	1:28.553	44.809	133	22.343	236	21.401	188	236	29	1:29.630	45.300	133	22.516	234	21.814	187	234
9	1:28.822	44.910	135	22.138	235	21.774	188	235	30	1:30.257	45.227	136	22.579	236	22.451	185	236
10	1:28.482	44.790	136	22.165	235	21.527	189	235	31	1:32.036	46.937	132	23.037	237	22.062	187	237
11	1:28.588	44.910	133	22.221	235	21.457	188	235	32	1:29.856	45.505	136	22.494	236	21.857	187	236
12	1:28.750	44.984	134	22.265	235	21.501	189	235	33	1:30.073	45.671	130	22.588	236	21.814	187	236
13	1:28.634	44.907	132	22.320	235	21.407	188	235	34	1:29.961	45.514	134	22.593	236	21.854	187	236
14	1:29.125	45.100	135	22.321	236	21.704	184	236	35	1:29.759	45.473	135	22.521	236	21.765	187	236
15	1:29.318	45.364	134	22.411	235	21.543	188	235	36	1:30.432	45.986	129	22.536	235	21.910	186	235
16	1:29.601	45.174	133	22.405	236	22.022	185	236	37	1:31.524	46.450	135	23.028	236	22.046	188	236
17	1:29.726	45.367	132	22.451	236	21.908	186	236	38	1:30.266	45.780	134	22.544	234	21.942	188	234
18	1:28.750	45.024	136	22.234	235	21.492	188	235	39	1:30.524	45.768	133	22.501	234	22.255	187	234
19	1:28.511	44.878	136	22.321	235	21.312	189	235	40	1:30.419	45.840	136	22.631	234	21.948	187	234
20	1:28.732	44.960	134	22.335	234	21.437	188	234	41	1:30.994	46.080	133	22.903	234	22.011	187	234
21	1:29.265	45.045	134	22.290	235	21.930	187	235									

Lap	Time	SE1	SP1	SE2	SP2	SE3	SP3	TSP	Lap	Time	SE1	SP1	SE2	SP2	SE3	SP3	TSP
9 Dreyspring, DEU / Maggi, CHE									theoretical besttime: 1:28.302								
1	1:40.760	52.775	123	23.034	237	24.951	189	237	22	1:28.725	44.869	132	22.302	240	21.554	188	240
2	1:31.968	46.168	128	23.234	238	22.566	191	238	23	1:29.465	44.987	131	22.458	241	22.020	191	241
3	1:30.011	45.610	131	22.568	238	21.833	187	238	24	1:30.445	45.984	132	22.649	238	21.812	190	238
4	1:29.571	45.327	132	22.432	238	21.812	187	238	25	1:30.733	46.143	130	22.561	241	22.029	190	241
5	1:28.820	44.981	133	22.250	239	21.589	191	239	26	1:29.161	44.883	134	22.450	238	21.828	188	238
6	1:28.693	44.679	131	22.297	238	21.717	188	238	27	1:29.446	45.235	134	22.428	241	21.783	190	241
7	1:29.536	45.580	131	22.364	240	21.592	187	240	28	1:30.390	45.740	126	22.653	235	21.997	190	235
8	1:30.697	44.980	128	22.351	238	23.366	188	238	29	1:29.662	45.261	128	22.453	241	21.948	189	241
9	1:28.668	44.791	132	22.175	240	21.702	190	240	30	1:29.397	45.204	131	22.423	239	21.770	190	239
10	1:29.715	45.310	130	22.527	238	21.878	186	238	31	1:30.889	45.754	130	22.847	246	22.288	190	246
11	1:29.745	45.463	129	22.521	237	21.761	185	237	32	1:30.361	45.656	134	22.699	239	22.006	192	239
12	1:29.769	45.524	127	22.493	236	21.752	191	236	33	1:29.882	45.429	127	22.558	240	21.895	184	240
13	1:28.338	44.589	132	22.211	238	21.538	186	238	34	1:30.137	45.600	129	22.544	241	21.993	187	241
14	1:28.872	44.742	129	22.400	238	21.730	189	238	35	1:29.955	45.563	131	22.492	243	21.900	187	243
15	1:28.888	44.795	130	22.335	237	21.758	187	237	36	1:30.034	45.478	129	22.555	241	22.001	189	241
16	1:29.593	45.231	128	22.613	237	21.749	186	237	37	1:30.358	45.692	129	22.852	240	21.814	189	240
17	1:34.440	44.942	130	22.442	239	27.056	57	239	38	1:29.902	45.330	129	22.556	239	22.016	191	239
18	2:33.936	1:49.792	132	22.294	237	21.850	190	237	39	1:29.864	45.276	126	22.621	239	21.967	187	239
19	1:28.771	44.733	135	22.287	238	21.751	186	238	40	1:31.058	46.053	127	22.919	237	22.086	190	237
20	1:29.253	45.042	128	22.362	241	21.849	190	241	41	1:30.150	45.455	132	22.704	238	21.991	187	238
21	1:29.761	45.493	128	22.399	241	21.869	189	241									

Lap	Time	SE1	SP1	SE2	SP2	SE3	SP3	TSP	Lap	Time	SE1	SP1	SE2	SP2	SE3	SP3	TSP
11 Erhart, DEU / Kaffer, DEU									theoretical besttime: 1:28.042								
1	1:37.877	50.443	132	23.232	225	24.202	186	225	22	1:30.785	46.011	130	22.707	238	22.067	186	238
2	1:31.458	46.871	127	22.912	237	21.675	187	237	23	1:30.628	45.897	131	22.676	238	22.055	187	238
3	1:29.728	45.624	131	22.371	240	21.733	188	240	24	1:31.321	46.213	128	23.069	237	22.039	187	237
4	1:28.881	44.887	130	22.313	239	21.681	186	239	25	1:31.143	46.134	127	22.776	238	22.233	187	238
5	1:28.487	44.799	131	22.277	237	21.411	189	237	26	1:30.532	45.974	129	22.638	238	21.920	187	238
6	1:28.273	44.498	131	22.153	238	21.622	187	238	27	1:30.507	45.796	130	22.697	238	22.014	186	238
7	1:28.467	44.742	130	22.267	240	21.458	187	240	28	1:30.737	45.902	132	22.816	237	22.019	186	237
8	1:28.595	44.955	131	22.249	240	21.391	188	240	29	1:30.408	45.758	129	22.654	237	21.996	186	237
9	1:28.610	44.918	131	22.242	237	21.450	187	237	30	1:31.187	46.102	127	22.921	238	22.164	186	238
10	1:28.484	44.677	131	22.197	238	21.610	187	238	31	1:30.806	45.811	130	22.842	237	22.153	187	237
11	1:28.886	44.915	130	22.315	238	21.656	187	238	32	1:30.653	45.928	129	22.717	239	22.008	186	239
12	1:28.609	44.707	131	22.377	239	21.525	188	239	33	1:30.641	45.900	129	22.746	238	21.995	187	238
13	1:28.760	44.929	130	22.237	240	21.594	188	240	34	1:30.988	45.914	132	22.721	240	22.353	186	240
14	1:30.040	45.069	130	22.279	240	22.692	185	240	35	1:32.001	46.779	127	23.032	237	22.190	187	237
15	1:30.771	46.345	129	22.710	236	21.716	187	236	36	1:31.011	45.987	126	22.924	240	22.100	185	240
16	1:29.022	44.969	134	22.365	238	21.688	186	238	37	1:31.282	46.127	130	22.868	238	22.287	186	238
17	1:29.590	45.134	131	22.504	238	21.952	186	238	38	1:31.303	46.463	131	22.681	237	22.159	187	237

ver: 1.0

www.adac.de/motorsport

Page 3/ 13 printed: 5.8.2018 14:20



ADAC Vorteilsprogramm





ADAC GT Masters



Sector List Race 2

Provisional

Nürburgring, Length: 3629m

Air temperature: 25.15°C

Track temperature: 37.29°C

Weather condition: Dry

DMSB Reg. Nr.: DMSB 215/18

Sunday, August 5, 2018 13:08:00

Lap	Time	SE1	SP1	SE2	SP2	SE3	SP3	TSP	Lap	Time	SE1	SP1	SE2	SP2	SE3	SP3	TSP
18	1:29.321	45.217	130	22.409	238	21.695	187	238	39	1:31.376	46.427	127	22.833	237	22.116	186	237
19	1:35.276	46.093	130	22.470	238	26.713	57	238	40	1:31.676	46.634	129	22.855	235	22.187	186	235
20	2:37.009	1:51.624	119	23.318	235	22.067	186	235	41	1:31.665	46.317	129	22.928	237	22.420	184	237
21	1:30.259	45.688	131	22.681	237	21.890	186	237									

12 Spengler, DEU / Vanthoor, BEL

theoretical besttime: 1:28.365

1	1:56.207	48.656	127	23.182	234	44.369	57	234	13	1:28.934	44.735	130	22.453	237	21.746	186	237
2	2:47.931	2:03.835	131	22.486	236	21.610	185	236	14	1:28.849	44.911	129	22.385	237	21.553	186	237
3	1:28.649	44.815	134	22.359	236	21.475	187	236	15	1:29.011	44.920	132	22.353	238	21.738	187	238
4	1:29.369	45.381	131	22.371	238	21.617	185	238	16	1:29.586	45.123	130	22.723	238	21.740	186	238
5	1:28.614	44.700	131	22.284	237	21.630	186	237	17	1:29.082	44.989	130	22.497	238	21.596	186	238
6	1:29.034	44.933	129	22.333	241	21.768	187	241	18	1:33.688	45.004	131	22.402	237	26.282	56	237
7	1:29.733	44.799	126	22.395	239	22.539	187	239	19	2:35.925	1:50.259	127	23.475	233	22.191	186	233
8	1:28.762	44.606	133	22.351	240	21.805	187	240	20	1:31.188	45.703	131	22.828	237	22.657	186	237
9	1:29.704	45.541	131	22.515	238	21.648	187	238	21	1:30.178	45.684	130	22.757	237	21.737	187	237
10	1:28.802	44.711	132	22.334	238	21.757	186	238	22	1:30.617	45.300	130	22.952	236	22.365	185	236
11	1:28.730	44.807	130	22.334	237	21.589	186	237	23	1:30.975	45.755	131	22.888	239	22.332	184	239
12	1:28.725	44.697	130	22.395	237	21.633	184	237	24	1:36.113	46.488	129	23.022	236	26.603	57	236

13 Barth, DEU / Hürtgen, DEU

theoretical besttime: 1:28.127

1	1:37.298	50.852	126	23.026	239	23.420	190	239	22	1:29.191	45.142	130	22.214	238	21.835	190	238
2	1:31.358	46.925	131	22.571	236	21.862	190	236	23	1:29.366	45.201	131	22.344	237	21.821	191	237
3	1:29.937	45.975	131	22.433	239	21.529	191	239	24	1:30.958	45.465	132	22.629	227	22.864	189	227
4	1:28.863	45.022	122	22.372	238	21.469	191	238	25	1:29.573	45.272	130	22.364	234	21.937	192	234
5	1:28.340	44.649	133	22.123	238	21.568	191	238	26	1:31.017	45.533	127	23.181	236	22.303	190	236
6	1:28.286	44.535	134	22.230	238	21.521	191	238	27	1:30.314	45.879	130	22.334	238	22.101	190	238
7	1:28.697	44.769	132	22.313	237	21.615	191	237	28	1:29.704	45.468	131	22.325	239	21.911	190	239
8	1:28.493	44.613	134	22.264	237	21.616	192	237	29	1:29.809	45.561	132	22.399	237	21.849	190	237
9	1:28.326	44.616	130	22.205	237	21.505	189	237	30	1:29.786	45.459	132	22.420	237	21.907	190	237
10	1:28.790	44.808	134	22.317	237	21.665	190	237	31	1:29.912	45.603	133	22.328	239	21.981	190	239
11	1:28.815	44.977	133	22.268	236	21.570	190	236	32	1:29.952	45.577	130	22.421	237	21.954	190	237
12	1:28.759	44.859	132	22.252	238	21.648	191	238	33	1:30.530	45.678	124	22.735	238	22.117	189	238
13	1:28.802	44.920	133	22.284	239	21.598	191	239	34	1:29.980	45.326	130	22.464	239	22.190	190	239
14	1:29.050	44.864	133	22.363	238	21.823	190	238	35	1:30.356	45.742	130	22.475	240	22.139	190	240
15	1:29.584	45.297	132	22.518	238	21.769	191	238	36	1:30.552	45.765	130	22.728	238	22.059	189	238
16	1:29.802	45.520	132	22.497	239	21.785	190	239	37	1:30.309	45.856	131	22.458	239	21.995	189	239
17	1:34.372	45.425	130	22.752	238	26.195	59	238	38	1:30.636	45.962	129	22.681	236	21.993	190	236
18	2:34.536	1:50.157	132	22.459	238	21.920	189	238	39	1:30.658	45.914	130	22.610	236	22.134	191	236
19	1:29.506	45.280	133	22.400	238	21.826	190	238	40	1:30.483	45.798	130	22.672	236	22.013	191	236
20	1:30.338	45.499	132	22.620	238	22.219	188	238	41	1:31.012	45.928	129	22.737	237	22.347	189	237
21	1:29.289	45.207	133	22.278	238	21.804	189	238									

14 Zöchling, AUT / Klingmann, DEU

theoretical besttime: 1:28.183

1	1:34.422	48.093	122	23.223	235	23.106	186	235	22	1:29.437	45.502	130	22.195	239	21.740	190	239
2	1:29.817	45.337	134	22.653	237	21.827	189	237	23	1:32.180	46.538	129	22.922	240	22.720	189	240
3	1:28.929	45.186	132	22.195	238	21.548	189	238	24	1:29.995	45.778	129	22.375	236	21.842	188	236
4	1:28.490	44.819	133	22.181	238	21.490	189	238	25	1:29.645	45.389	128	22.456	237	21.800	188	237
5	1:28.185	44.644	132	22.086	237	21.455	189	237	26	1:30.208	45.813	128	22.530	237	21.865	188	237
6	1:28.431	44.727	134	22.165	236	21.539	189	236	27	1:30.475	45.692	127	22.386	238	22.397	182	238
7	1:28.423	44.774	132	22.159	237	21.490	189	237	28	1:31.504	47.011	128	22.452	238	22.041	188	238
8	1:28.397	44.642	134	22.167	237	21.588	189	237	29	1:29.964	45.721	127	22.448	237	21.795	188	237
9	1:28.653	44.969	133	22.150	236	21.534	189	236	30	1:30.717	45.752	129	22.536	241	22.429	184	241
10	1:28.606	44.810	131	22.177	236	21.619	189	236	31	1:30.814	46.342	127	22.505	238	21.967	189	238
11	1:28.993	45.058	131	22.274	235	21.661	189	235	32	1:30.191	45.789	126	22.464	239	21.938	189	239
12	1:28.531	44.757	132	22.182	237	21.592	189	237	33	1:30.265	45.789	127	22.580	238	21.896	189	238
13	1:28.684	44.856	132	22.179	237	21.649	188	237	34	1:30.075	45.608	126	22.476	239	21.991	189	239
14	1:29.604	44.982	132	22.802	235	21.820	188	235	35	1:30.182	45.765	128	22.455	239	21.962	189	239
15	1:30.251	46.021	132	22.416	237	21.814	189	237	36	1:30.077	45.743	129	22.427	239	21.907	187	239
16	1:29.032	45.077	132	22.238	237	21.717	188	237	37	1:30.408	45.859	126	22.564	238	21.985	189	238
17	1:29.008	45.052	132	22.289	237	21.667	188	237	38	1:30.396	45.826	128	22.524	236	22.046	189	236
18	1:33.721	45.297	132	22.260	237	26.164	59	237	39	1:30.356	45.760	127	22.597	236	21.999	189	236
19	2:35.417	1:50.962	129	22.651	237	21.804	189	237	40	1:30.542	45.924	128	22.494	237	22.124	189	237
20	1:29.642	45.433	130	22.400	237	21.809	189	237	41	1:30.958	46.007	127	22.686	237	22.265	188	237
21	1:29.496	45.526	131	22.304	238	21.666	189	238									

ver: 1.0

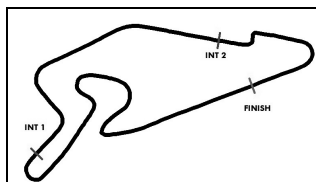
www.adac.de/motorsport

Page 4/ 13 printed: 5.8.2018 14:20



ADAC Vorteilsprogramm





ADAC GT Masters



Sector List Race 2

Provisional

Nürburgring, Length: 3629m

Air temperature: 25.15°C

Track temperature: 37.29°C

Weather condition: Dry

DMSB Reg. Nr.: DMSB 215/18

Sunday, August 5, 2018 13:08:00

Lap	Time	SE1	SP1	SE2	SP2	SE3	SP3	TSP	Lap	Time	SE1	SP1	SE2	SP2	SE3	SP3	TSP
17 Bernhard, DEU / Estre, FRA									theoretical besttime: 1:27.799								
1	1:33.170	47.573	132	23.224	237	22.373	188	237	22	1:29.244	45.487	133	22.196	238	21.561	189	238
2	1:29.779	45.792	133	22.433	236	21.554	189	236	23	1:29.236	45.177	132	22.367	237	21.692	189	237
3	1:28.586	44.892	133	22.422	235	21.272	190	235	24	1:29.216	45.171	133	22.394	236	21.651	189	236
4	1:28.199	44.637	130	22.251	237	21.311	190	237	25	1:29.282	45.186	132	22.318	236	21.778	188	236
5	1:28.077	44.557	134	22.192	237	21.328	190	237	26	1:29.908	45.840	132	22.395	235	21.673	189	235
6	1:28.243	44.671	132	22.256	237	21.316	190	237	27	1:29.209	45.230	133	22.308	237	21.671	189	237
7	1:28.257	44.656	132	22.251	237	21.350	189	237	28	1:29.818	45.534	130	22.458	238	21.826	189	238
8	1:27.942	44.431	133	22.147	236	21.364	190	236	29	1:30.346	45.719	132	22.620	238	22.007	187	238
9	1:28.131	44.626	134	22.190	236	21.315	190	236	30	1:31.615	45.801	131	22.618	239	23.196	187	239
10	1:28.282	44.636	135	22.176	236	21.470	189	236	31	1:30.462	46.238	128	22.430	237	21.794	188	237
11	1:28.178	44.568	133	22.189	236	21.421	190	236	32	1:29.648	45.347	132	22.496	237	21.805	189	237
12	1:28.234	44.649	133	22.117	237	21.468	190	237	33	1:29.952	45.646	130	22.626	237	21.680	189	237
13	1:28.204	44.508	133	22.223	237	21.473	189	237	34	1:29.756	45.512	131	22.408	238	21.836	189	238
14	1:28.209	44.595	133	22.096	237	21.518	190	237	35	1:29.752	45.495	130	22.460	238	21.797	189	238
15	1:28.907	45.054	135	22.299	238	21.554	189	238	36	1:29.862	45.524	133	22.460	238	21.878	188	238
16	1:28.888	45.040	132	22.308	237	21.540	189	237	37	1:29.907	45.640	133	22.404	239	21.863	188	239
17	1:28.595	44.781	133	22.244	236	21.570	188	236	38	1:29.662	45.563	131	22.393	236	21.706	190	236
18	1:28.644	44.957	132	22.232	237	21.455	189	237	39	1:29.869	45.639	133	22.434	236	21.796	189	236
19	1:28.971	45.113	132	22.367	236	21.491	189	236	40	1:29.823	45.504	131	22.524	236	21.795	189	236
20	1:32.784	44.833	133	22.315	237	25.636	57	237	41	1:30.307	45.559	130	22.643	236	22.105	188	236
21	2:34.359	1:50.204	132	22.326	237	21.829	188	237									

18 de Leener, BEL / Bachler, AUT									theoretical besttime: 1:27.545								
1	1:32.104	46.563	132	22.825	239	22.716	182	239	22	1:32.356	44.746	134	22.233	236	25.377	57	236
2	1:29.705	45.784	134	22.423	235	21.498	188	235	23	2:34.765	1:50.180	133	22.472	236	22.113	188	236
3	1:28.468	44.813	134	22.306	234	21.349	188	234	24	1:30.605	45.722	131	22.658	235	22.225	186	235
4	1:27.967	44.608	135	21.996	236	21.363	188	236	25	1:30.456	46.071	118	22.640	235	21.745	189	235
5	1:28.519	44.698	132	22.308	236	21.513	189	236	26	1:29.799	45.353	132	22.533	235	21.913	189	235
6	1:27.979	44.581	133	22.123	235	21.275	189	235	27	1:30.312	45.347	134	22.642	237	22.323	188	237
7	1:27.687	44.323	134	22.121	236	21.243	188	236	28	1:29.885	45.502	132	22.545	236	21.838	188	236
8	1:27.600	44.306	134	22.030	236	21.264	189	236	29	1:30.182	45.729	132	22.619	236	21.834	189	236
9	1:27.722	44.361	134	22.054	235	21.307	188	235	30	1:29.788	45.656	133	22.401	235	21.731	188	235
10	1:27.955	44.557	135	22.050	234	21.348	188	234	31	1:29.709	45.410	132	22.583	234	21.716	188	234
11	1:27.939	44.486	135	22.175	235	21.278	188	235	32	1:29.856	45.629	133	22.405	234	21.822	188	234
12	1:27.923	44.535	135	22.062	236	21.326	189	236	33	1:29.597	45.417	133	22.417	235	21.763	189	235
13	1:28.064	44.437	133	22.073	236	21.554	188	236	34	1:29.593	45.402	134	22.367	236	21.824	187	236
14	1:28.805	45.245	133	22.133	236	21.427	188	236	35	1:29.675	45.346	131	22.479	236	21.850	189	236
15	1:28.232	44.645	134	22.087	236	21.500	188	236	36	1:30.174	45.589	133	22.455	235	22.130	187	235
16	1:28.540	44.713	132	22.225	236	21.602	188	236	37	1:29.874	45.590	133	22.482	236	21.802	187	236
17	1:28.375	44.752	133	22.119	235	21.504	187	235	38	1:30.023	45.719	131	22.521	235	21.783	187	235
18	1:28.484	44.927	135	22.140	237	21.417	188	237	39	1:29.861	45.495	133	22.495	233	21.871	188	233
19	1:28.855	45.037	134	22.275	236	21.543	187	236	40	1:29.833	45.562	133	22.413	234	21.858	188	234
20	1:29.734	45.134	130	22.961	236	21.639	188	236	41	1:30.518	45.587	133	22.668	234	22.263	179	234
21	1:28.786	44.968	135	22.231	235	21.587	188	235									

19 Perez Companc, ARG / Perera, FRA									theoretical besttime: 1:27.821								
1	1:40.100	52.506	127	23.125	237	24.469	185	237	22	1:31.108	46.665	129	22.403	240	22.040	189	240
2	1:31.763	46.434	132	22.855	238	22.474	187	238	23	1:30.385	45.895	130	22.525	237	21.965	187	237
3	1:29.826	45.695	131	22.361	238	21.770	188	238	24	1:28.703	44.863	131	22.467	236	21.373	188	236
4	1:29.751	45.595	133	22.358	238	21.798	187	238	25	1:29.574	45.032	129	22.816	238	21.726	188	238
5	1:28.577	44.917	132	22.175	237	21.485	188	237	26	1:30.688	45.255	135	23.131	238	22.302	187	238
6	1:28.964	44.892	133	22.429	237	21.643	188	237	27	1:29.852	45.395	130	22.450	238	22.007	189	238
7	1:29.203	45.131	132	22.392	238	21.680	187	238	28	1:29.308	45.506	129	22.399	236	21.403	188	236
8	1:29.522	45.296	130	22.648	237	21.578	188	237	29	1:29.248	45.083	131	22.440	237	21.725	186	237
9	1:29.484	45.586	128	22.367	236	21.531	187	236	30	1:31.928	46.029	123	23.040	238	22.859	183	238
10	1:28.535	45.134	134	22.170	235	21.231	187	235	31	1:29.859	45.780	132	22.493	238	21.586	187	238
11	1:27.824	44.425	134	22.165	237	21.234	187	237	32	1:29.027	45.087	132	22.397	237	21.543	188	237
12	1:28.198	44.659	135	22.165	237	21.374	188	237	33	1:29.099	44.944	131	22.449	238	21.706	187	238
13	1:29.485	45.072	133	22.329	239	22.084	185	239	34	1:29.204	45.097	133	22.501	237	21.606	188	237
14	1:29.012	45.104	133	22.418	238	21.490	187	238	35	1:29.574	45.227	130	22.462	241	21.885	188	241
15	1:29.359	44.896	132	22.471	238	21.992	187	238	36	1:30.600	45.898	131	22.504	238	22.198	181	238
16	1:30.908	46.443	134	22.516	236	21.949	187	236	37	1:31.802	46.007	132	22.760	240	23.035	184	240

ver: 1.0

www.adac.de/motorsport

Page 5/ 13 printed: 5.8.2018 14:20



ADAC Vorteilsprogramm





ADAC GT Masters



Sector List Race 2

Provisional

Nürburgring, Length: 3629m

Air temperature: 25.15°C

Track temperature: 37.29°C

Weather condition: Dry

DMSB Reg. Nr.: DMSB 215/18

Sunday, August 5, 2018 13:08:00

Lap	Time	SE1	SP1	SE2	SP2	SE3	SP3	TSP	Lap	Time	SE1	SP1	SE2	SP2	SE3	SP3	TSP
17	1:34.510	45.275	132	22.385	237	26.850	58	237	38	1:30.526	45.543	132	22.770	239	22.213	189	239
18	2:33.037	1:49.339	133	22.269	236	21.429	187	236	39	1:30.517	45.925	127	22.709	237	21.883	188	237
19	1:28.353	44.592	135	22.332	235	21.429	186	235	40	1:31.145	46.334	124	23.021	237	21.790	188	237
20	1:28.954	44.831	129	22.607	235	21.516	188	235	41	1:30.206	45.341	128	22.507	238	22.358	184	238
21	1:29.782	45.071	131	22.301	240	22.410	186	240									

20 Sylvest, DNK / Schramm, DEU

theoretical besttime: 1:28.225

1	1:35.538	48.746	132	23.247	237	23.545	187	237	22	1:29.609	45.494	132	22.470	237	21.645	188	237
2	1:29.956	45.629	132	22.551	236	21.776	188	236	23	1:31.974	46.083	130	22.962	236	22.929	188	236
3	1:29.048	45.069	133	22.449	236	21.530	188	236	24	1:30.191	45.848	132	22.656	236	21.687	187	236
4	1:28.534	44.646	133	22.350	236	21.538	188	236	25	1:29.507	45.312	132	22.403	236	21.792	188	236
5	1:28.304	44.649	135	22.264	237	21.391	189	237	26	1:30.169	45.657	133	22.783	235	21.729	188	235
6	1:28.397	44.701	134	22.277	236	21.419	188	236	27	1:30.100	45.596	132	22.543	236	21.961	185	236
7	1:28.294	44.570	133	22.297	237	21.427	188	237	28	1:29.726	45.864	133	22.327	236	21.535	187	236
8	1:28.345	44.609	133	22.276	237	21.460	189	237	29	1:29.269	45.230	133	22.358	235	21.681	187	235
9	1:28.636	44.723	133	22.350	236	21.563	189	236	30	1:29.270	45.248	135	22.363	236	21.659	187	236
10	1:28.702	44.880	134	22.275	236	21.547	188	236	31	1:29.553	45.417	133	22.406	236	21.730	187	236
11	1:28.916	44.807	134	22.401	235	21.708	187	235	32	1:29.436	45.444	134	22.347	237	21.645	187	237
12	1:28.782	44.851	135	22.294	237	21.637	189	237	33	1:29.337	45.222	133	22.462	236	21.653	187	236
13	1:28.786	44.935	132	22.270	237	21.581	188	237	34	1:29.519	45.382	132	22.462	237	21.675	188	237
14	1:29.757	45.029	132	22.570	237	22.158	188	237	35	1:29.662	45.501	133	22.417	237	21.744	187	237
15	1:29.326	45.154	132	22.424	236	21.748	188	236	36	1:29.826	45.497	132	22.517	237	21.812	187	237
16	1:29.122	44.995	133	22.409	237	21.718	188	237	37	1:29.575	45.440	132	22.442	238	21.693	187	238
17	1:33.633	45.047	135	22.423	236	26.163	58	236	38	1:29.645	45.369	132	22.487	236	21.789	189	236
18	2:35.015	1:50.651	129	22.563	236	21.801	186	236	39	1:29.851	45.492	132	22.509	236	21.850	187	236
19	1:29.178	45.378	132	22.300	235	21.500	187	235	40	1:30.048	45.433	133	22.502	237	22.113	188	237
20	1:29.543	45.149	132	22.372	236	22.022	187	236	41	1:31.888	46.123	128	23.168	235	22.597	187	235
21	1:29.339	45.281	133	22.333	237	21.725	188	237									

21 Stolz, DEU / Asch, DEU

theoretical besttime: 1:27.831

1	1:34.683	48.414	133	23.457	234	22.812	187	234	22	1:32.823	44.848	133	22.331	237	25.644	58	237
2	1:29.934	45.527	133	22.592	237	21.815	188	237	23	2:34.533	1:50.232	129	22.561	236	21.740	187	236
3	1:28.956	45.116	133	22.378	235	21.462	189	235	24	1:29.177	45.214	131	22.462	235	21.501	189	235
4	1:28.536	44.820	135	22.366	235	21.350	188	235	25	1:29.046	45.156	134	22.337	236	21.553	190	236
5	1:28.325	44.551	135	22.299	235	21.475	189	235	26	1:29.470	45.288	132	22.504	237	21.678	189	237
6	1:28.107	44.501	135	22.158	236	21.448	188	236	27	1:29.500	45.480	131	22.472	237	21.548	190	237
7	1:28.529	44.808	134	22.299	236	21.422	189	236	28	1:29.914	46.069	132	22.342	237	21.503	189	237
8	1:28.333	44.641	136	22.278	236	21.414	189	236	29	1:29.173	45.076	134	22.345	237	21.752	188	237
9	1:28.655	44.979	135	22.244	235	21.432	188	235	30	1:29.744	45.272	133	22.496	238	21.976	189	238
10	1:28.594	44.764	132	22.375	235	21.455	188	235	31	1:30.538	46.189	131	22.632	237	21.717	189	237
11	1:29.086	45.012	134	22.591	234	21.483	187	234	32	1:29.886	45.617	130	22.593	237	21.676	189	237
12	1:28.474	44.786	132	22.288	235	21.400	189	235	33	1:29.868	45.394	131	22.466	238	22.008	185	238
13	1:28.707	44.795	134	22.319	236	21.593	186	236	34	1:30.322	45.696	133	22.613	238	22.013	188	238
14	1:29.459	44.928	133	22.753	234	21.778	188	234	35	1:29.147	45.179	132	22.320	237	21.648	189	237
15	1:28.874	45.479	134	22.137	236	21.258	188	236	36	1:29.287	45.176	133	22.338	238	21.773	188	238
16	1:27.989	44.614	134	22.072	235	21.303	188	235	37	1:29.869	45.725	134	22.418	238	21.726	190	238
17	1:28.104	44.565	136	22.139	235	21.400	187	235	38	1:29.914	45.594	132	22.572	237	21.748	189	237
18	1:28.252	44.693	133	22.231	235	21.328	188	235	39	1:29.652	45.463	133	22.468	236	21.721	190	236
19	1:28.799	44.747	135	22.368	236	21.684	188	236	40	1:29.891	45.511	134	22.525	237	21.855	188	237
20	1:28.674	45.006	133	22.189	235	21.479	188	235	41	1:30.323	45.648	130	22.536	236	22.139	186	236
21	1:28.670	44.804	135	22.382	235	21.484	188	235									

24 Ortmann, DEU / Winkelhock, DEU

theoretical besttime: 1:26.819

1	1:29.364	45.492	134	22.416	234	21.456	186	234	22	1:28.969	45.249	131	22.234	238	21.486	186	238
2	1:28.627	44.976	132	22.355	236	21.296	186	236	23	1:29.352	45.229	132	22.407	236	21.716	186	236
3	1:28.333	44.887	133	22.265	234	21.181	186	234	24	1:29.326	45.195	131	22.479	234	21.652	186	234
4	1:27.467	44.247	133	22.115	235	21.105	187	235	25	1:29.446	45.341	130	22.396	235	21.709	187	235
5	1:27.345	44.113	134	22.142	234	21.090	187	234	26	1:29.228	45.137	130	22.356	235	21.735	186	235
6	1:27.146	43.991	135	22.120	235	21.035	187	235	27	1:29.377	45.193	131	22.476	235	21.708	186	235
7	1:27.024	43.878	133	22.064	236	21.082	187	236	28	1:29.208	45.265	131	22.398	236	21.545	186	236
8	1:27.266	44.010	134	22.065	236	21.191	188	236	29	1:29.149	45.102	132	22.290	236	21.757	186	236
9	1:27.126	44.057	134	21.906	236	21.163	187	236	30	1:29.258	45.266	134	22.347	236	21.645	187	236
10	1:27.380	44.246	132	22.018	235	21.116	186	235	31	1:29.633	45.542	131	22.406	236	21.685	185	236
11	1:27.629	44.071	132	22.123	235	21.435	186	235	32	1:29.100	45.181	132	22.398	235	21.521	187	235

ver: 1.0

www.adac.de/motorsport

Page 6/ 13 printed: 5.8.2018 14:20

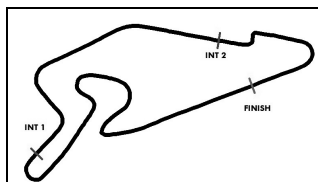


ADAC Vorteilsprogramm



Premium-Serienpartner





ADAC GT Masters



Sector List Race 2

Provisional

Nürburgring, Length: 3629m

Air temperature: 25.15°C

Track temperature: 37.29°C

Weather condition: Dry

DMSB Reg. Nr.: DMSB 215/18

Sunday, August 5, 2018 13:08:00

Lap	Time	SE1	SP1	SE2	SP2	SE3	SP3	TSP	Lap	Time	SE1	SP1	SE2	SP2	SE3	SP3	TSP
12	1:27.528	44.255	132	22.122	236	21.151	187	236	33	1:29.318	45.224	132	22.355	237	21.739	186	237
13	1:27.562	44.211	132	22.118	236	21.233	186	236	34	1:29.548	45.382	133	22.459	237	21.707	187	237
14	1:27.606	44.347	131	22.049	236	21.210	187	236	35	1:29.634	45.207	132	22.331	237	22.096	187	237
15	1:27.790	44.273	131	22.113	236	21.404	186	236	36	1:29.620	45.309	129	22.540	236	21.771	185	236
16	1:27.784	44.335	132	22.154	235	21.295	186	235	37	1:30.309	45.829	129	22.787	236	21.693	186	236
17	1:28.449	44.521	131	22.257	235	21.671	186	235	38	1:29.632	45.513	130	22.487	236	21.632	187	236
18	1:28.035	44.563	132	22.094	237	21.378	186	237	39	1:29.642	45.302	129	22.580	234	21.760	187	234
19	1:33.809	45.234	130	22.484	238	26.091	58	238	40	1:30.969	45.620	129	22.791	236	22.558	186	236
20	2:34.326	1:50.214	132	22.346	235	21.766	186	235	41	1:30.665	46.077	129	22.634	236	21.954	181	236
21	1:28.951	45.037	132	22.301	236	21.613	186	236									

25 Feller, CHE / Haase, DEU

theoretical besttime: 1:27.336

1	1:30.913	46.188	134	22.906	236	21.819	186	236	22	1:28.925	45.146	132	22.353	236	21.426	186	236
2	1:28.691	44.800	130	22.519	235	21.372	188	235	23	1:28.621	44.789	131	22.286	235	21.546	187	235
3	1:28.676	44.692	132	22.360	235	21.624	187	235	24	1:28.800	44.821	131	22.451	234	21.528	186	234
4	1:27.738	44.366	133	22.201	236	21.171	188	236	25	1:29.100	45.080	128	22.474	234	21.546	185	234
5	1:27.613	44.239	133	22.152	236	21.222	188	236	26	1:28.919	44.903	132	22.403	234	21.613	186	234
6	1:27.591	44.104	131	22.229	236	21.258	186	236	27	1:29.049	45.054	130	22.487	235	21.508	186	235
7	1:27.409	44.154	132	22.142	237	21.113	187	237	28	1:29.388	45.164	131	22.397	236	21.827	186	236
8	1:27.592	44.186	133	22.184	236	21.222	188	236	29	1:29.031	45.056	128	22.385	235	21.590	186	235
9	1:27.769	44.263	132	22.231	235	21.275	187	235	30	1:29.074	45.073	129	22.423	235	21.578	186	235
10	1:27.634	44.338	132	22.119	236	21.177	188	236	31	1:29.222	45.188	128	22.332	236	21.702	184	236
11	1:27.956	44.453	131	22.219	235	21.284	187	235	32	1:29.155	45.113	130	22.401	236	21.641	186	236
12	1:28.021	44.388	132	22.274	236	21.359	187	236	33	1:29.129	45.129	132	22.413	236	21.587	185	236
13	1:27.967	44.424	132	22.139	237	21.404	186	237	34	1:29.268	45.214	131	22.441	237	21.613	186	237
14	1:28.080	44.445	131	22.237	236	21.398	187	236	35	1:29.146	45.088	132	22.391	236	21.667	185	236
15	1:28.118	44.512	130	22.193	236	21.413	187	236	36	1:29.556	45.318	129	22.414	236	21.824	183	236
16	1:28.209	44.595	131	22.138	236	21.476	187	236	37	1:29.506	45.290	130	22.471	237	21.745	185	237
17	1:28.315	44.538	132	22.287	236	21.490	186	236	38	1:29.901	45.365	127	22.732	235	21.804	184	235
18	1:28.166	44.617	132	22.192	237	21.357	186	237	39	1:29.935	45.380	125	22.669	234	21.886	185	234
19	1:33.842	45.411	131	22.448	237	25.983	57	237	40	1:29.874	45.508	131	22.629	235	21.737	184	235
20	2:34.061	1:49.955	134	22.527	234	21.579	185	234	41	1:30.031	45.440	132	22.627	235	21.964	174	235
21	1:28.960	45.025	132	22.407	235	21.528	185	235									

26 Schmidt, CHE / Mücke, DEU

theoretical besttime: 1:27.789

1	1:33.558	47.422	130	23.676	235	22.460	185	235	22	1:29.351	45.357	130	22.392	238	21.602	188	238
2	1:29.924	45.716	131	22.582	240	21.626	187	240	23	1:29.340	45.103	132	22.483	237	21.754	187	237
3	1:28.664	44.772	133	22.399	237	21.493	188	237	24	1:29.189	45.099	132	22.372	237	21.718	188	237
4	1:28.175	44.612	133	22.213	238	21.350	187	238	25	1:29.153	45.006	132	22.444	237	21.703	187	237
5	1:27.973	44.413	132	22.191	237	21.369	188	237	26	1:29.998	45.820	132	22.476	237	21.702	188	237
6	1:28.276	44.614	132	22.182	238	21.480	187	238	27	1:29.160	45.098	131	22.412	238	21.650	188	238
7	1:28.147	44.707	132	22.150	238	21.290	188	238	28	1:29.750	45.372	132	22.530	239	21.848	187	239
8	1:27.993	44.513	132	22.086	238	21.394	188	238	29	1:30.303	45.724	132	22.509	239	22.070	187	239
9	1:28.278	44.632	132	22.216	238	21.430	188	238	30	1:32.238	45.728	132	22.674	241	23.836	162	241
10	1:28.143	44.547	131	22.244	237	21.352	187	237	31	1:31.180	46.696	133	22.581	238	21.903	188	238
11	1:28.282	44.640	131	22.252	237	21.390	187	237	32	1:30.106	45.647	131	22.512	239	21.947	188	239
12	1:28.129	44.573	132	22.174	238	21.382	188	238	33	1:29.616	45.235	131	22.539	239	21.842	187	239
13	1:28.307	44.716	131	22.197	238	21.394	188	238	34	1:30.461	45.606	131	22.647	241	22.208	188	241
14	1:28.237	44.614	132	22.253	237	21.370	187	237	35	1:31.477	46.066	131	23.031	240	22.380	187	240
15	1:28.899	45.132	132	22.322	237	21.445	187	237	36	1:31.006	46.814	128	22.464	238	21.728	186	238
16	1:28.772	44.933	131	22.328	238	21.511	187	238	37	1:29.420	45.295	132	22.425	239	21.700	188	239
17	1:33.353	44.921	132	22.351	236	26.081	57	236	38	1:29.783	45.462	132	22.446	237	21.875	187	237
18	2:34.234	1:50.432	132	22.294	236	21.508	187	236	39	1:29.593	45.156	130	22.596	236	21.841	188	236
19	1:28.298	44.704	132	22.231	237	21.363	187	237	40	1:30.457	45.184	133	22.932	238	22.341	187	238
20	1:28.407	44.804	133	22.235	236	21.368	187	236	41	1:30.963	45.934	132	22.770	237	22.259	187	237
21	1:28.869	44.729	131	22.454	238	21.686	188	238									

28 van der Linde, ZAF / van der Linde, ZAF

theoretical besttime: 1:27.766

1	1:32.636	47.305	126	23.368	235	21.963	186	235	22	1:29.049	44.974	130	22.370	237	21.705	185	237
2	1:29.974	45.969	130	22.344	238	21.661	186	238	23	1:28.879	44.917	128	22.389	236	21.573	187	236
3	1:28.568	44.805	132	22.203	238	21.560	186	238	24	1:28.808	44.839	129	22.437	236	21.532	188	236
4	1:28.176	44.517	131	22.333	237	21.326	187	237	25	1:29.033	44.927	131	22.483	237	21.623	186	237
5	1:28.157	44.475	133	22.216	237	21.466	186	237	26	1:29.724	45.352	130	22.572	238	21.800	185	238
6	1:28.295	44.631	133	22.206	238	21.458	186	238	27	1:29.361	45.018	132	22.464	238	21.879	186	238

ver: 1.0

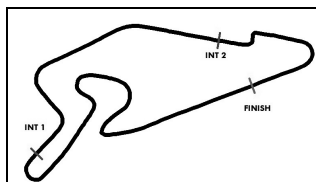
www.adac.de/motorsport

Page 7/ 13 printed: 5.8.2018 14:20



ADAC Vorteilsprogramm





ADAC GT Masters



Sector List Race 2

Provisional

DMSB Reg. Nr.: DMSB 215/18

Nürburgring, Length: 3629m

Air temperature: 25.15°C

Track temperature: 37.29°C

Weather condition: Dry

Sunday, August 5, 2018 13:08:00

Lap	Time	SE1	SP1	SE2	SP2	SE3	SP3	TSP	Lap	Time	SE1	SP1	SE2	SP2	SE3	SP3	TSP
7	1:27.926	44.567	133	22.109	237	21.250	187	237	28	1:29.388	45.111	130	22.467	238	21.810	187	238
8	1:28.030	44.441	131	22.200	236	21.389	187	236	29	1:30.376	45.656	131	22.527	238	22.193	185	238
9	1:28.078	44.407	132	22.281	235	21.390	187	235	30	1:31.174	45.619	132	22.510	241	23.045	184	241
10	1:28.181	44.503	133	22.242	235	21.436	186	235	31	1:30.651	46.267	128	22.528	237	21.856	186	237
11	1:28.120	44.533	132	22.230	236	21.357	186	236	32	1:29.762	45.487	130	22.496	237	21.779	187	237
12	1:28.201	44.579	133	22.167	236	21.455	185	236	33	1:30.087	45.377	130	22.573	238	22.137	185	238
13	1:28.153	44.506	132	22.125	236	21.522	187	236	34	1:30.311	45.640	129	22.639	239	22.032	185	239
14	1:28.717	44.697	133	22.211	236	21.809	186	236	35	1:30.168	45.909	131	22.465	238	21.794	188	238
15	1:28.751	45.076	133	22.333	236	21.342	186	236	36	1:29.446	45.330	131	22.388	238	21.728	185	238
16	1:28.667	44.809	132	22.346	236	21.512	186	236	37	1:29.817	45.387	130	22.459	238	21.971	186	238
17	1:32.887	44.893	132	22.274	236	25.720	58	236	38	1:29.822	45.521	129	22.538	237	21.763	186	237
18	2:37.061	1:52.989	130	22.443	236	21.629	186	236	39	1:29.752	45.312	126	22.607	236	21.833	187	236
19	1:28.688	44.933	128	22.367	236	21.388	186	236	40	1:29.928	45.395	131	22.530	236	22.003	184	236
20	1:28.841	44.855	130	22.399	236	21.587	185	236	41	1:29.878	45.422	128	22.577	237	21.879	185	237
21	1:28.907	44.923	129	22.313	237	21.671	186	237									

29 Dennis, GBR / Mies, DEU

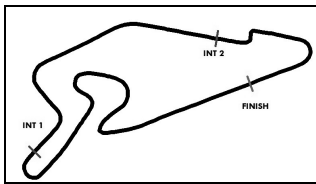
theoretical besttime: 1:27.750

1	1:32.289			1:10.265	235	22.024	185	235	22	1:29.091	45.090	132	22.349	235	21.652	185	235
2	1:29.969	45.964	130	22.525	237	21.480	186	237	23	1:29.256	44.959	133	22.657	235	21.640	186	235
3	1:28.421	44.762	131	22.276	237	21.383	187	237	24	1:29.325	45.257	130	22.481	234	21.587	186	234
4	1:28.042	44.499	130	22.219	237	21.324	188	237	25	1:29.167	45.056	131	22.489	235	21.622	187	235
5	1:28.415	44.534	131	22.362	236	21.519	187	236	26	1:29.384	45.113	131	22.532	235	21.739	185	235
6	1:28.147	44.482	131	22.349	236	21.316	187	236	27	1:30.092	45.289	130	22.815	236	21.988	185	236
7	1:27.866	44.302	133	22.194	237	21.370	186	237	28	1:30.251	45.747	130	22.597	236	21.907	185	236
8	1:27.915	44.376	131	22.210	236	21.329	186	236	29	1:30.190	45.723	129	22.610	235	21.857	186	235
9	1:28.100	44.461	132	22.248	235	21.391	186	235	30	1:31.872	45.833	130	22.827	230	23.212	184	230
10	1:28.091	44.451	133	22.196	235	21.444	186	235	31	1:30.075	45.922	131	22.450	235	21.703	185	235
11	1:27.932	44.415	133	22.132	235	21.385	186	235	32	1:29.809	45.472	130	22.504	235	21.833	186	235
12	1:28.158	44.519	133	22.191	236	21.448	186	236	33	1:29.892	45.624	129	22.594	235	21.674	186	235
13	1:27.956	44.440	133	22.181	236	21.335	187	236	34	1:29.679	45.473	132	22.492	236	21.714	186	236
14	1:28.372	44.616	132	22.302	236	21.454	186	236	35	1:29.716	45.444	130	22.564	236	21.708	185	236
15	1:28.400	44.524	131	22.421	235	21.455	185	235	36	1:29.722	45.522	131	22.535	236	21.665	185	236
16	1:28.466	44.649	132	22.258	237	21.559	187	237	37	1:30.003	45.676	131	22.540	236	21.787	184	236
17	1:28.703	44.732	132	22.360	235	21.611	184	235	38	1:29.486	45.364	131	22.472	235	21.650	186	235
18	1:28.689	44.821	131	22.258	238	21.610	185	238	39	1:29.632	45.301	131	22.610	234	21.721	186	234
19	1:33.949	45.532	130	22.502	238	25.915	58	238	40	1:29.871	45.527	131	22.609	234	21.735	186	234
20	2:34.470	1:50.297	133	22.486	234	21.687	185	234	41	1:30.488	45.789	129	22.779	234	21.920	185	234
21	1:29.337	45.399	132	22.393	236	21.545	185	236									

33 Salaquarda, CZE / Stippler, DEU

theoretical besttime: 1:26.782

1	1:28.665	44.620	133	22.482	235	21.563	187	235	22	1:28.624	44.840	131	22.178	239	21.606	187	239
2	1:28.150	44.565	134	22.099	236	21.486	188	236	23	1:28.741	44.859	130	22.234	238	21.648	186	238
3	1:28.003	44.540	134	22.187	237	21.276	189	237	24	1:28.846	44.988	131	22.390	237	21.468	188	237
4	1:27.615	44.402	133	22.092	237	21.121	190	237	25	1:28.455	44.766	131	22.147	238	21.542	188	238
5	1:27.220	44.006	133	21.936	236	21.278	189	236	26	1:28.793	44.898	133	22.238	238	21.657	188	238
6	1:26.812	43.954	134	21.928	237	20.930	190	237	27	1:28.916	44.956	131	22.276	237	21.684	188	237
7	1:27.121	44.070	134	21.898	237	21.153	189	237	28	1:29.038	45.112	131	22.280	238	21.646	188	238
8	1:27.081	44.094	135	21.995	237	20.992	190	237	29	1:28.913	45.105	133	22.203	238	21.605	187	238
9	1:27.152	43.990	135	21.920	237	21.242	189	237	30	1:28.767	44.932	130	22.258	238	21.577	187	238
10	1:27.574	44.350	134	21.969	237	21.255	189	237	31	1:28.847	44.941	132	22.268	238	21.638	187	238
11	1:27.571	44.244	133	22.127	236	21.200	188	236	32	1:28.826	44.906	132	22.279	238	21.641	188	238
12	1:27.579	44.334	133	22.004	237	21.241	188	237	33	1:28.901	44.865	132	22.187	238	21.849	188	238
13	1:27.607	44.351	133	21.921	238	21.335	187	238	34	1:29.495	45.300	131	22.449	238	21.746	187	238
14	1:27.729	44.312	134	22.107	237	21.310	187	237	35	1:29.568	45.436	130	22.366	239	21.766	188	239
15	1:27.798	44.422	134	22.008	238	21.368	188	238	36	1:29.321	45.212	131	22.363	238	21.746	187	238
16	1:27.859	44.433	133	22.083	237	21.343	187	237	37	1:29.133	45.074	131	22.355	240	21.704	187	240
17	1:28.215	44.488	133	22.065	237	21.662	187	237	38	1:29.427	45.429	131	22.346	239	21.652	187	239
18	1:28.352	44.618	133	22.290	238	21.444	187	238	39	1:29.500	45.247	130	22.470	237	21.783	188	237
19	1:28.612	44.918	133	22.231	237	21.463	187	237	40	1:29.502	45.336	131	22.407	238	21.759	189	238
20	1:32.958	44.763	133	22.253	237	25.942	57	237	41	1:30.236	45.690	132	22.614	237	21.932	188	237
21	2:33.672	1:49.780	131	22.314	236	21.578	186	236									



ADAC GT Masters



Sector List Race 2

Provisional

DMSB Reg. Nr.: DMSB 215/18

Nürburgring, Length: 3629m

Air temperature: 25.15°C

Track temperature: 37.29°C

Weather condition: Dry

Sunday, August 5, 2018 13:08:00

Lap	Time	SE1	SP1	SE2	SP2	SE3	SP3	TSP	Lap	Time	SE1	SP1	SE2	SP2	SE3	SP3	TSP
35 Judek, DEU / Eriksson, SWE									theoretical besttime: 1:28.277								
1	1:36.488	49.357	128	23.343	237	23.788	186	237	22	1:29.922	45.717	132	22.407	240	21.798	186	240
2	1:30.387	45.722	133	22.737	238	21.928	187	238	23	1:33.784	45.302	131	22.482	238	26.000	57	238
3	1:29.053	45.253	132	22.241	238	21.559	187	238	24	2:38.447	1:51.525	127	23.265	234	23.657	184	234
4	1:28.723	44.802	133	22.377	237	21.544	187	237	25	1:32.448	46.195	126	23.937	237	22.316	188	237
5	1:28.522	44.611	133	22.311	238	21.600	187	238	26	1:31.246	45.756	126	23.089	237	22.401	185	237
6	1:28.463	44.705	133	22.282	237	21.476	187	237	27	1:32.026	46.711	128	22.967	238	22.348	187	238
7	1:28.450	44.658	131	22.367	238	21.425	187	238	28	1:31.260	46.078	126	22.740	239	22.442	187	239
8	1:28.614	44.722	133	22.332	238	21.560	188	238	29	1:31.074	46.229	128	22.822	237	22.023	186	237
9	1:28.607	44.751	131	22.335	237	21.521	187	237	30	1:30.745	46.038	130	22.715	236	21.992	187	236
10	1:28.600	44.746	133	22.289	238	21.565	187	238	31	1:31.399	46.420	127	22.862	238	22.117	187	238
11	1:28.926	44.912	132	22.450	237	21.564	186	237	32	1:30.663	45.973	128	22.709	238	21.981	188	238
12	1:28.720	44.813	132	22.300	239	21.607	187	239	33	1:30.807	45.834	129	23.002	238	21.971	187	238
13	1:29.006	45.075	132	22.340	239	21.591	187	239	34	1:30.800	45.887	131	22.831	238	22.082	187	238
14	1:29.223	44.875	133	22.465	238	21.883	187	238	35	1:30.869	46.035	130	22.795	237	22.039	187	237
15	1:30.960	46.708	131	22.548	237	21.704	187	237	36	1:30.834	45.929	127	22.861	239	22.044	187	239
16	1:29.012	45.097	130	22.372	238	21.543	188	238	37	1:31.159	46.168	127	22.953	238	22.038	187	238
17	1:29.379	45.059	129	22.469	238	21.851	186	238	38	1:30.703	45.792	129	22.916	236	21.995	188	236
18	1:29.038	44.947	133	22.439	238	21.652	188	238	39	1:31.062	46.003	132	23.027	236	22.032	188	236
19	1:29.338	45.108	132	22.459	237	21.771	186	237	40	1:31.219	46.185	128	22.976	237	22.058	188	237
20	1:29.158	44.987	132	22.469	237	21.702	186	237	41	1:31.617	46.129	128	23.123	237	22.365	187	237
21	1:30.649	45.200	132	22.404	236	23.045	186	236									

Lap	Time	SE1	SP1	SE2	SP2	SE3	SP3	TSP	Lap	Time	SE1	SP1	SE2	SP2	SE3	SP3	TSP
42 Jensen, DEN / Scheider, DEU									theoretical besttime: 1:28.276								
1	1:36.950	50.138	129	23.166	239	23.646	185	239	22	1:29.419	45.495	129	22.281	239	21.643	188	239
2	1:30.688	46.471	132	22.451	239	21.766	187	239	23	1:29.942	45.587	130	22.674	237	21.681	189	237
3	1:29.544	45.942	133	22.154	238	21.448	189	238	24	1:29.478	45.663	128	22.298	238	21.517	188	238
4	1:28.292	44.744	132	22.124	240	21.424	189	240	25	1:30.050	45.831	129	22.414	237	21.805	188	237
5	1:28.422	44.736	133	22.245	238	21.441	188	238	26	1:29.685	45.508	127	22.434	237	21.743	188	237
6	1:28.559	44.986	132	22.147	238	21.426	189	238	27	1:30.080	45.710	129	22.331	238	22.039	188	238
7	1:32.613	44.949	133	22.129	240	25.535	59	240	28	1:29.882	45.582	128	22.373	237	21.927	188	237
8	1:46.275	1:02.322	135	22.186	236	21.767	190	236	29	1:30.052	45.701	128	22.543	238	21.808	187	238
9	1:29.007	45.273	134	22.206	236	21.528	188	236	30	1:30.006	45.643	128	22.482	237	21.881	187	237
10	1:29.362	45.375	132	22.321	236	21.666	189	236	31	1:29.979	45.800	129	22.395	238	21.784	188	238
11	1:28.729	45.028	132	22.116	237	21.585	188	237	32	1:29.945	45.782	128	22.354	240	21.809	188	240
12	1:29.229	45.262	132	22.220	238	21.747	190	238	33	1:29.969	45.707	127	22.480	239	21.782	188	239
13	1:29.161	45.194	133	22.234	238	21.733	188	238	34	1:30.082	45.791	127	22.346	241	21.945	188	241
14	1:29.383	45.315	131	22.331	237	21.737	187	237	35	1:30.214	45.895	127	22.416	239	21.903	189	239
15	1:29.538	45.412	133	22.401	237	21.725	187	237	36	1:30.298	45.893	127	22.537	241	21.868	187	241
16	1:29.590	45.432	133	22.361	236	21.797	188	236	37	1:30.751	46.311	126	22.540	240	21.900	187	240
17	1:33.813	45.707	133	22.372	238	25.734	59	238	38	1:30.862	46.155	126	22.684	237	22.023	189	237
18	2:34.345	1:50.509	129	22.208	238	21.628	188	238	39	1:31.003	46.246	124	22.646	238	22.111	187	238
19	1:29.349	45.390	131	22.282	238	21.677	188	238	40	1:31.965	47.129	122	22.627	238	22.209	188	238
20	1:29.452	45.456	129	22.223	239	21.773	188	239	41	1:31.534	46.058	127	22.581	240	22.895	187	240
21	1:30.125	45.553	130	22.278	240	22.294	188	240									

Lap	Time	SE1	SP1	SE2	SP2	SE3	SP3	TSP	Lap	Time	SE1	SP1	SE2	SP2	SE3	SP3	TSP
43 Marschall, DEU / Bouveng, SWE									theoretical besttime: 1:28.600								
1	1:38.765	51.247	127	23.400	238	24.118	189	238	22	1:29.868	45.650	128	22.532	239	21.686	190	239
2	1:32.020	46.911	127	22.866	239	22.243	190	239	23	1:31.165	45.819	108	23.402	238	21.944	189	238
3	1:29.975	45.774	132	22.276	240	21.925	190	240	24	1:30.073	45.621	127	22.515	239	21.937	189	239
4	1:29.110	45.541	132	22.084	240	21.485	190	240	25	1:29.943	45.644	129	22.487	238	21.812	190	238
5	1:28.784	45.031	132	22.179	240	21.574	190	240	26	1:30.228	45.752	130	22.551	240	21.925	191	240
6	1:29.323	45.442	132	22.336	237	21.545	189	237	27	1:30.303	45.816	129	22.529	239	21.958	190	239
7	1:28.978	45.238	131	22.131	238	21.609	189	238	28	1:30.280	45.756	128	22.523	240	22.001	189	240
8	1:30.554	46.351	129	22.508	240	21.695	190	240	29	1:30.736	46.038	130	22.553	239	22.145	189	239
9	1:29.470	45.583	129	22.240	237	21.647	189	237	30	1:30.288	45.729	130	22.535	240	22.024	188	240
10	1:30.756	46.304	130	22.301	237	22.151	189	237	31	1:30.741	46.137	129	22.588	239	22.016	189	239
11	1:30.188	45.986	130	22.407	237	21.795	188	237	32	1:30.542	45.938	128	22.492	240	22.112	188	240
12	1:30.616	46.111	127	22.563	240	21.942	190	240	33	1:31.074	46.291	130	22.678	240	22.105	188	240
13	1:30.240	45.693	129	22.385	237	22.162	186	237	34	1:30.766	46.044	130	22.582	241	22.140	188	241
14	1:29.896	45.655	129	22.369	239	21.872	188	239	35	1:30.855	46.137	127	22.683	239	22.035	189	239
15	1:30.379	45.817	129	22.391	238	22.171	186	238	36	1:31.425	46.150	128	22.565	241	22.710	186	241
16	1:30.211	45.722	127	22.388	237	22.101	188	237	37	1:30.982	46.315	129	22.577	240	22.090	189	240
17	1:30.240	45.768	130	22.387	238	22.085	187	238	38	1:31.237	46.370	128	22.702	236	22.165	190	236

ver: 1.0

www.adac.de/motorsport

Page 9/ 13 printed: 5.8.2018 14:20



ADAC Vorteilsprogramm





ADAC GT Masters



Sector List Race 2

Provisional

Nürburgring, Length: 3629m

Air temperature: 25.15°C

Track temperature: 37.29°C

Weather condition: Dry

DMSB Reg. Nr.: DMSB 215/18

Sunday, August 5, 2018 13:08:00

Lap	Time	SE1	SP1	SE2	SP2	SE3	SP3	TSP	Lap	Time	SE1	SP1	SE2	SP2	SE3	SP3	TSP
18	1:30.378	45.926	128	22.467	237	21.985	189	237	39	1:30.904	46.205	130	22.667	238	22.032	190	238
19	1:35.233	45.893	123	22.513	238	26.827	59	238	40	1:31.129	46.246	128	22.573	238	22.310	188	238
20	2:36.497	1:51.987	130	22.519	239	21.991	189	239	41	1:31.172	46.243	127	22.761	238	22.168	188	238
21	1:29.743	45.541	129	22.372	241	21.830	188	241									

47 Pommer, DEU / Götzt, DEU

theoretical besttime: 1:27.259

1	1:30.312	45.949	132	22.778	233	21.585	187	233	22	2:35.289	1:50.617	132	22.905	236	21.767	188	236
2	1:28.740	44.798	135	22.357	236	21.585	187	236	23	1:29.205	45.244	133	22.417	237	21.544	188	237
3	1:28.530	44.734	134	22.287	234	21.509	188	234	24	1:29.198	45.145	133	22.443	236	21.610	189	236
4	1:27.829	44.377	134	22.166	236	21.286	189	236	25	1:28.930	44.958	133	22.412	235	21.560	188	235
5	1:27.404	44.242	134	22.022	236	21.140	189	236	26	1:29.313	45.136	132	22.595	233	21.582	187	233
6	1:27.521	44.233	134	22.094	236	21.194	190	236	27	1:29.044	45.037	132	22.372	236	21.635	187	236
7	1:27.306	44.240	136	21.886	237	21.180	189	237	28	1:29.023	45.088	133	22.344	237	21.591	188	237
8	1:27.697	44.391	134	22.036	236	21.270	190	236	29	1:29.336	45.064	131	22.542	236	21.730	188	236
9	1:27.665	44.357	135	22.047	236	21.261	188	236	30	1:29.157	45.126	133	22.459	236	21.572	188	236
10	1:27.622	44.396	135	22.017	235	21.209	189	235	31	1:29.282	45.155	130	22.448	236	21.679	188	236
11	1:27.875	44.558	133	22.042	235	21.275	189	235	32	1:29.204	45.196	132	22.456	236	21.552	189	236
12	1:27.946	44.570	133	22.024	238	21.352	188	238	33	1:29.131	45.100	134	22.374	237	21.657	188	237
13	1:27.917	44.608	132	22.038	235	21.271	189	235	34	1:29.282	45.161	131	22.480	238	21.641	188	238
14	1:27.609	44.459	133	21.970	235	21.180	189	235	35	1:29.342	45.160	131	22.457	237	21.725	189	237
15	1:27.700	44.500	132	21.985	236	21.215	189	236	36	1:29.483	45.248	133	22.434	237	21.801	188	237
16	1:27.790	44.527	133	21.995	238	21.268	188	238	37	1:30.265	45.471	131	22.926	237	21.868	188	237
17	1:28.091	44.591	134	22.108	235	21.392	188	235	38	1:29.793	45.594	132	22.533	237	21.666	188	237
18	1:28.216	44.827	133	22.012	237	21.377	188	237	39	1:29.577	45.264	129	22.538	235	21.775	188	235
19	1:28.307	44.739	134	22.124	237	21.444	188	237	40	1:30.187	45.410	129	22.570	238	22.207	187	238
20	1:28.252	44.721	134	22.086	238	21.445	188	238	41	1:29.698	45.570	133	22.494	235	21.634	187	235
21	1:32.625	44.785	133	22.146	236	25.694	59	236									

48 Dontje, NLD / Buhk, DEU

theoretical besttime: 1:28.015

1	1:38.341	51.764	131	23.123	237	23.454	189	237	22	1:29.115	45.182	133	22.287	237	21.646	188	237
2	1:31.275	46.488	126	23.111	237	21.676	188	237	23	1:29.484	45.632	132	22.280	237	21.572	188	237
3	1:29.827	45.549	134	22.532	237	21.746	189	237	24	1:30.928	45.499	131	22.381	240	23.048	185	240
4	1:28.738	44.894	133	22.288	237	21.556	189	237	25	1:29.401	45.258	132	22.401	236	21.742	188	236
5	1:28.719	44.823	134	22.285	237	21.611	187	237	26	1:30.634	45.469	130	22.967	235	22.198	187	235
6	1:28.179	44.400	134	22.220	236	21.559	188	236	27	1:29.340	45.365	133	22.351	235	21.624	188	235
7	1:28.548	44.760	134	22.219	238	21.569	188	238	28	1:28.889	45.090	131	22.298	237	21.501	189	237
8	1:28.758	44.732	134	22.378	237	21.648	188	237	29	1:29.078	45.129	133	22.302	237	21.647	188	237
9	1:28.416	44.609	134	22.148	237	21.659	188	237	30	1:30.485	45.752	133	22.431	237	22.302	187	237
10	1:28.462	44.661	135	22.114	237	21.687	189	237	31	1:29.269	45.241	133	22.359	235	21.669	189	235
11	1:28.990	44.771	136	22.480	236	21.739	187	236	32	1:28.780	44.945	133	22.263	236	21.572	188	236
12	1:28.531	44.691	134	22.180	238	21.660	189	238	33	1:28.991	45.017	132	22.412	236	21.562	188	236
13	1:28.876	44.854	133	22.265	238	21.757	185	238	34	1:28.780	44.929	133	22.297	237	21.554	189	237
14	1:29.267	45.001	134	22.115	238	22.151	186	238	35	1:29.449	45.358	132	22.416	237	21.675	188	237
15	1:29.059	44.876	133	22.313	237	21.870	188	237	36	1:29.536	45.270	131	22.461	237	21.805	187	237
16	1:29.834	45.186	132	22.457	240	22.191	187	240	37	1:29.403	45.337	130	22.412	238	21.654	186	238
17	1:34.693	44.995	132	22.770	238	26.928	58	238	38	1:29.688	45.397	132	22.513	235	21.778	188	235
18	2:34.577	1:50.587	131	22.260	236	21.730	186	236	39	1:29.528	45.133	131	22.598	235	21.797	188	235
19	1:29.040	45.227	133	22.213	237	21.600	188	237	40	1:29.520	45.266	133	22.522	236	21.732	188	236
20	1:30.039	45.237	133	22.535	238	22.267	187	238	41	1:31.603	45.768	130	23.267	235	22.568	187	235
21	1:29.411	45.295	132	22.316	237	21.800	186	237									

50 Geipel, DEU / Frey, CHE

theoretical besttime: 1:28.189

1	1:39.187	51.469	130	23.766	234	23.952	186	234	21	1:31.037	45.963	132	22.707	238	22.367	185	238
2	1:32.309	47.012	132	22.891	240	22.406	188	240	22	1:30.384	45.917	130	22.545	237	21.922	187	237
3	1:29.495	45.258	134	22.527	238	21.710	189	238	23	1:30.400	45.516	130	22.379	238	22.505	187	238
4	1:29.703	45.649	133	22.506	233	21.548	188	233	24	1:30.825	45.727	130	22.771	238	22.327	184	238
5	1:28.443	44.758	133	22.366	233	21.319	188	233	25	1:30.010	45.846	132	22.445	236	21.719	187	236
6	1:29.153	45.084	131	22.614	234	21.455	188	234	26	1:30.253	45.833	132	22.609	237	21.811	187	237
7	1:29.057	45.077	133	22.632	234	21.348	188	234	27	1:29.685	45.437	128	22.510	238	21.738	188	238
8	1:28.398	44.748	134	22.278	236	21.372	188	236	28	1:30.508	45.523	132	23.005	235	21.980	187	235
9	1:28.286	44.596	133	22.319	235	21.371	187	235	29	1:30.534	45.556	130	22.820	238	22.158	185	238
10	1:28.713	44.963	133	22.391	236	21.359	187	236	30	1:30.906	45.882	127	22.750	239	22.274	186	239
11	1:29.336	44.879	130	22.583	237	21.874	187	237	31	1:31.089	45.795	130	23.000	238	22.294	186	238

ver: 1.0

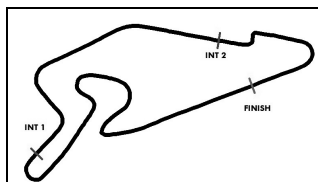
www.adac.de/motorsport

Page 10/ 13 printed: 5.8.2018 14:20



ADAC Vorteilsprogramm





ADAC GT Masters



Sector List Race 2

Provisional

Nürburgring, Length: 3629m

Air temperature: 25.15°C

Track temperature: 37.29°C

Weather condition: Dry

DMSB Reg. Nr.: DMSB 215/18

Sunday, August 5, 2018 13:08:00

Lap	Time	SE1	SP1	SE2	SP2	SE3	SP3	TSP	Lap	Time	SE1	SP1	SE2	SP2	SE3	SP3	TSP
12	1:29.064	45.075	133	22.274	237	21.715	188	237	32	1:34.940	46.014	131	22.535	238	26.391	57	238
13	1:29.863	45.336	135	22.497	238	22.030	187	238	33	2:03.026	1:19.022	131	22.499	237	21.505	187	237
14	1:28.815	45.012	132	22.369	238	21.434	187	238	34	1:29.217	45.202	132	22.414	238	21.601	186	238
15	1:29.564	45.035	130	22.618	238	21.911	187	238	35	1:29.582	45.343	131	22.559	237	21.680	186	237
16	1:30.178	45.643	134	22.711	240	21.824	186	240	36	1:29.489	45.461	131	22.290	239	21.738	187	239
17	1:34.736	45.174	134	22.586	242	26.976	57	242	37	1:29.685	45.377	133	22.604	237	21.704	188	237
18	2:35.524	1:50.960	131	22.700	235	21.864	185	235	38	1:29.956	45.582	132	22.650	236	21.724	187	236
19	1:30.222	45.867	130	22.468	237	21.887	186	237	39	1:29.920	45.599	132	22.494	237	21.827	186	237
20	1:29.711	45.370	128	22.528	237	21.813	187	237	40	1:30.224	45.749	132	22.652	237	21.823	186	237

53 Vainio, FIN / Beretta, ITA

theoretical besttime: 1:28.250

1	1:38.181	50.857	115	23.672	237	23.652	184	237	22	1:29.298	45.268	131	22.453	235	21.577	187	235
2	1:32.307	47.130	131	22.998	236	22.179	185	236	23	1:29.645	45.428	132	22.515	237	21.702	186	237
3	1:29.818	45.451	132	22.485	237	21.882	185	237	24	1:29.712	45.498	132	22.563	236	21.651	187	236
4	1:28.944	45.006	133	22.395	237	21.543	187	237	25	1:30.427	45.815	130	22.968	236	21.644	186	236
5	1:28.721	44.759	132	22.403	236	21.559	187	236	26	1:29.587	45.151	134	22.516	236	21.920	186	236
6	1:28.490	44.617	132	22.351	236	21.522	187	236	27	1:29.963	45.526	131	22.480	238	21.957	187	238
7	1:28.588	44.955	133	22.136	237	21.497	187	237	28	1:30.024	45.625	130	22.514	238	21.885	187	238
8	1:28.397	44.649	132	22.233	238	21.515	188	238	29	1:29.685	45.287	131	22.473	237	21.925	186	237
9	1:28.595	44.827	133	22.229	236	21.539	186	236	30	1:29.829	45.421	132	22.534	237	21.874	187	237
10	1:28.839	44.889	133	22.285	237	21.665	187	237	31	1:29.786	45.524	131	22.469	238	21.793	187	238
11	1:28.761	44.891	133	22.289	235	21.581	186	235	32	1:30.115	45.479	131	22.738	237	21.898	187	237
12	1:28.632	44.748	132	22.267	238	21.617	187	238	33	1:30.248	45.372	132	22.672	238	22.204	184	238
13	1:28.672	44.829	134	22.259	237	21.584	187	237	34	1:30.097	45.565	131	22.638	238	21.894	187	238
14	1:29.275	45.247	133	22.462	237	21.566	186	237	35	1:30.292	45.582	130	22.654	238	22.056	187	238
15	1:30.100	45.499	130	22.785	236	21.816	186	236	36	1:31.072	45.696	130	22.760	238	22.616	183	238
16	1:29.257	45.158	133	22.405	236	21.694	185	236	37	1:31.216	45.994	130	22.820	238	22.402	185	238
17	1:29.569	45.302	132	22.473	236	21.794	186	236	38	1:30.634	45.858	130	22.808	237	21.968	185	237
18	1:33.551	45.279	131	22.460	237	25.812	57	237	39	1:30.385	45.724	130	22.730	235	21.931	186	235
19	2:34.827	1:50.473	131	22.624	235	21.730	185	235	40	1:30.398	45.728	132	22.759	234	21.911	186	234
20	1:29.128	44.982	132	22.403	237	21.743	186	237	41	1:31.005	45.747	121	22.903	236	22.355	185	236
21	1:30.747	45.857	129	22.731	238	22.159	186	238									

63 Bortolotti, ITA / Caldarelli, ITA

theoretical besttime: 1:28.186

1	1:35.827	49.033	125	23.520	238	23.274	186	238	22	1:34.946	45.246	131	22.445	236	27.255	59	236
2	1:30.369	45.779	129	22.682	235	21.908	184	235	23	2:36.027	1:51.010	128	22.874	235	22.143	186	235
3	1:28.970	44.917	132	22.463	235	21.590	186	235	24	1:29.382	45.266	129	22.527	236	21.589	186	236
4	1:28.505	44.729	130	22.305	234	21.471	185	234	25	1:29.542	45.271	128	22.579	232	21.692	185	232
5	1:28.570	44.761	131	22.350	235	21.459	186	235	26	1:29.558	45.274	130	22.533	232	21.751	186	232
6	1:28.359	44.576	132	22.289	235	21.494	186	235	27	1:29.361	45.121	129	22.468	234	21.772	186	234
7	1:28.631	44.857	130	22.391	236	21.383	186	236	28	1:29.298	45.121	128	22.494	234	21.683	186	234
8	1:28.407	44.757	131	22.257	235	21.393	187	235	29	1:29.066	44.989	129	22.455	235	21.622	185	235
9	1:28.682	44.546	133	22.294	236	21.842	186	236	30	1:29.645	45.368	129	22.566	234	21.711	185	234
10	1:28.760	44.854	131	22.300	235	21.606	186	235	31	1:29.724	45.315	128	22.575	236	21.834	184	236
11	1:28.626	44.703	131	22.400	235	21.523	185	235	32	1:29.563	45.235	129	22.543	234	21.785	186	234
12	1:28.757	44.885	131	22.366	235	21.506	186	235	33	1:29.752	45.356	130	22.646	236	21.750	185	236
13	1:28.850	44.955	132	22.344	236	21.551	186	236	34	1:29.700	45.303	127	22.678	234	21.719	184	234
14	1:30.007	45.038	129	22.489	236	22.480	185	236	35	1:29.834	45.455	127	22.623	235	21.756	185	235
15	1:29.065	45.079	130	22.393	236	21.593	185	236	36	1:30.215	45.623	128	22.754	236	21.838	184	236
16	1:29.019	44.950	128	22.415	236	21.654	185	236	37	1:29.903	45.484	130	22.593	236	21.826	185	236
17	1:29.257	45.018	130	22.490	234	21.749	186	234	38	1:30.129	45.401	127	22.810	234	21.918	185	234
18	1:28.999	44.933	128	22.367	234	21.699	186	234	39	1:30.250	45.245	127	22.959	232	22.046	185	232
19	1:29.069	45.021	130	22.408	235	21.640	186	235	40	1:30.277	45.630	128	22.741	235	21.906	185	235
20	1:28.909	44.949	132	22.378	235	21.582	186	235	41	1:30.767	45.717	127	22.854	234	22.196	185	234
21	1:29.089	44.966	131	22.374	234	21.749	184	234									

69 Slooten, DEU / Luhr, DEU

theoretical besttime: 1:27.869

1	1:36.897	49.794	133	23.339	240	23.764	184	240	22	1:33.245	44.949	133	22.341	237	25.955	57	237
2	1:30.151	46.233	133	22.336	236	21.582	189	236	23	2:35.413	1:50.952	130	22.634	235	21.827	188	235
3	1:37.605	54.184	134	22.158	235	21.263	189	235	24	1:30.363	45.741	127	22.630	237	21.992	188	237
4	1:28.498	44.795	134	22.227	238	21.476	188	238	25	1:29.994	45.425	125	22.665	239	21.904	189	239
5	1:28.467	44.731	132	22.239	237	21.497	189	237	26	1:29.890	45.442	132	22.668	236	21.780	188	236
6	1:28.507	44.508	133	22.358	237	21.641	190	237	27	1:30.369	45.839	132	22.559	235	21.971	189	235
7	1:28.903	44.969	129	22.242	237	21.692	190	237	28	1:30.011	45.789	132	22.513	236	21.709	188	236

ver: 1.0

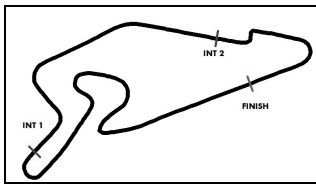
www.adac.de/motorsport

Page 11/ 13 printed: 5.8.2018 14:20



ADAC Vorteilsprogramm





ADAC GT Masters



Sector List Race 2

Provisional

Nürburgring, Length: 3629m

Air temperature: 25.15°C

Track temperature: 37.29°C

Weather condition: Dry

DMSB Reg. Nr.: DMSB 215/18

Sunday, August 5, 2018 13:08:00

Lap	Time	SE1	SP1	SE2	SP2	SE3	SP3	TSP	Lap	Time	SE1	SP1	SE2	SP2	SE3	SP3	TSP
8	1:29.019	44.895	131	22.662	237	21.462	189	237	29	1:29.561	45.260	133	22.459	236	21.842	188	236
9	1:29.546	45.419	134	22.471	237	21.656	189	237	30	1:32.058	46.598	132	23.088	237	22.372	187	237
10	1:29.123	45.296	135	22.194	236	21.633	188	236	31	1:29.974	45.628	132	22.549	236	21.797	189	236
11	1:28.193	44.665	135	22.162	235	21.366	188	235	32	1:30.825	46.290	126	22.653	236	21.882	188	236
12	1:28.140	44.611	131	22.143	237	21.386	188	237	33	1:30.142	45.653	131	22.506	237	21.983	188	237
13	1:28.387	44.589	135	22.267	237	21.531	188	237	34	1:29.732	45.508	132	22.432	237	21.792	188	237
14	1:29.082	45.150	134	22.321	239	21.611	189	239	35	1:30.078	45.854	131	22.552	236	21.672	188	236
15	1:29.322	44.981	135	22.437	238	21.904	188	238	36	1:30.077	45.468	132	22.595	237	22.014	187	237
16	1:30.023	45.349	134	22.614	241	22.060	189	241	37	1:30.242	45.731	132	22.578	237	21.933	186	237
17	1:30.098	45.228	134	22.300	244	22.570	187	244	38	1:30.393	45.858	132	22.601	236	21.934	189	236
18	1:28.838	44.918	135	22.342	236	21.578	188	236	39	1:30.670	45.790	124	22.798	235	22.082	187	235
19	1:28.439	44.463	134	22.200	236	21.776	187	236	40	1:40.923	55.470	91	23.549	234	21.904	187	234
20	1:28.604	44.751	133	22.270	236	21.583	187	236	41	1:30.750	45.860	131	22.851	234	22.039	187	234
21	1:28.529	44.724	134	22.290	236	21.515	188	236									

82 Ineichen, CHE / Engelhart, DEU

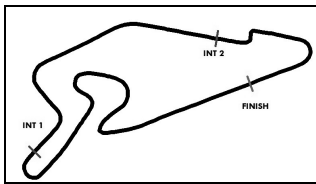
theoretical besttime: 1:28.025

1	1:38.947	49.584	130	23.488	237	25.875	188	237	21	1:30.359	45.047	131	22.541	237	22.771	186	237
2	1:32.713	47.006	129	23.032	240	22.675	186	240	22	1:31.091	46.433	129	22.565	238	22.093	187	238
3	1:29.698	45.420	131	22.516	237	21.762	189	237	23	1:31.336	46.286	131	22.763	236	22.287	188	236
4	1:29.838	45.572	132	22.404	240	21.862	187	240	24	1:30.730	45.939	129	22.732	236	22.059	186	236
5	1:28.383	44.703	132	22.265	239	21.415	187	239	25	1:31.740	46.878	131	22.749	236	22.113	186	236
6	1:29.150	45.030	133	22.419	237	21.701	188	237	26	1:31.637	46.860	126	22.745	237	22.032	187	237
7	1:29.022	45.049	132	22.522	240	21.451	187	240	27	1:30.107	45.515	127	22.672	237	21.920	186	237
8	1:28.588	44.847	132	22.372	237	21.369	188	237	28	1:30.838	45.937	130	22.853	236	22.048	186	236
9	1:28.025	44.486	132	22.184	237	21.355	187	237	29	1:30.355	45.620	128	22.729	237	22.006	187	237
10	1:28.838	44.958	132	22.371	237	21.509	187	237	30	1:31.110	45.929	128	22.899	238	22.282	186	238
11	1:29.106	44.802	131	22.365	238	21.939	188	238	31	1:31.137	45.934	124	22.900	238	22.303	185	238
12	1:28.998	45.194	132	22.284	238	21.520	189	238	32	1:31.635	47.041	127	22.780	237	21.814	187	237
13	1:28.496	44.716	131	22.372	236	21.408	187	236	33	1:29.681	45.204	131	22.681	238	21.796	187	238
14	1:28.187	44.575	132	22.231	237	21.381	188	237	34	1:30.607	45.734	130	22.665	239	22.208	187	239
15	1:28.863	44.844	132	22.407	238	21.612	188	238	35	1:32.035	46.767	125	23.038	236	22.230	187	236
16	1:28.968	45.043	131	22.425	240	21.500	186	240	36	1:31.200	45.868	129	22.949	240	22.383	185	240
17	1:29.884	45.353	132	22.458	236	22.073	187	236	37	1:31.033	45.922	131	22.952	237	22.159	187	237
18	1:29.108	45.115	130	22.466	238	21.527	188	238	38	1:30.531	45.692	129	22.772	236	22.067	188	236
19	1:34.851	45.501	129	22.482	236	26.868	58	236	39	1:31.141	46.303	131	22.892	235	21.946	187	235
20	2:34.998	1:50.907	130	22.541	235	21.550	186	235	40								

84 Assenheimer, DEU / Marciello, ITA

theoretical besttime: 1:27.832

1	1:39.382	52.159	132	23.085	235	24.138	190	235	22	1:29.420	45.675	134	22.302	236	21.443	189	236
2	1:32.853	47.267		23.037	239	22.549	190	239	23	1:29.484	45.225	133	22.415	237	21.844	190	237
3	1:29.988	45.631	135	22.416	238	21.941	190	238	24	1:30.114	45.441	131	22.492	237	22.181	189	237
4	1:29.579	45.478	135	22.332	237	21.769	189	237	25	1:30.391	45.589	131	22.564	237	22.238	188	237
5	1:28.621	44.947	135	22.281	237	21.393	190	237	26	1:31.113	45.814	133	23.250	237	22.049	187	237
6	1:28.917	45.021	133	22.261	237	21.635	189	237	27	1:29.630	45.490	135	22.462	236	21.678	189	236
7	1:29.233	45.067	134	22.361	239	21.805	189	239	28	1:29.285	45.442	133	22.274	238	21.569	190	238
8	1:30.337	45.109	136	23.270	233	21.958	190	233	29	1:29.333	45.297	131	22.368	236	21.668	188	236
9	1:28.873	44.834	136	22.463	238	21.576	190	238	30	1:30.978	46.255	130	22.925	236	21.798	189	236
10	1:29.626	45.738	134	22.335	237	21.553	188	237	31	1:29.041	45.201	131	22.358	236	21.482	189	236
11	1:27.981	44.531	136	22.158	236	21.292	189	236	32	1:29.333	45.462	132	22.183	237	21.688	189	237
12	1:28.007	44.589	133	22.085	238	21.333	190	238	33	1:29.308	45.263	133	22.303	237	21.742	189	237
13	1:28.412	44.827	135	22.009	238	21.576	189	238	34	1:29.913	45.682	132	22.387	238	21.844	189	238
14	1:29.283	45.243	135	22.401	238	21.639	189	238	35	1:30.269	45.856	133	22.500	238	21.913	188	238
15	1:29.178	45.057	133	22.317	237	21.804	190	237	36	1:31.110	45.969	132	22.554	238	22.587	186	238
16	1:29.858	45.425	138	22.415	225	22.018	189	225	37	1:31.481	46.228	130	22.682	240	22.571	189	240
17	1:29.546	45.245	133	22.334	239	21.967	188	239	38	1:30.491	45.502	133	22.771	238	22.218	189	238
18	1:28.115	44.744	137	22.063	236	21.308	190	236	39	1:30.464	45.939	130	22.549	236	21.976	187	236
19	1:27.979	44.574	135	22.048	237	21.357	189	237	40	1:30.967	46.531	120	22.831	235	21.605	189	235
20	1:32.364	44.679	135	22.106	237	25.579	59	237	41	1:30.616	45.348	127	22.462	237	22.806	184	237
21	2:36.516	1:50.589	133	22.715	237	23.212	186	237									



ADAC GT Masters

Sector List Race 2

Provisional



Nürburgring, Length: 3629m

Air temperature: 25.15°C

Track temperature: 37.29°C

Weather condition: Dry

DMSB Reg. Nr.: DMSB 215/18

Sunday, August 5, 2018 13:08:00

Lap	Time	SE1	SP1	SE2	SP2	SE3	SP3	TSP	Lap	Time	SE1	SP1	SE2	SP2	SE3	SP3	TSP
99 Renauer, DEU / Jaminet, FRA									theoretical besttime: 1:27.212								
1	1:32.121	46.941	131	22.572	238	22.608	185	238	22	1:28.877	45.076	134	22.360	238	21.441	189	238
2	1:28.667	45.164	134	22.204	235	21.299	189	235	23	1:28.731	44.994	134	22.193	237	21.544	188	237
3	1:28.456	44.588	133	22.157	237	21.711	189	237	24	1:29.231	45.139	134	22.399	235	21.693	190	235
4	1:28.366	44.584	133	22.439	236	21.343	189	236	25	1:28.796	44.990	134	22.294	236	21.512	189	236
5	1:27.922	44.689	134	22.027	235	21.206	189	235	26	1:28.979	44.994	134	22.351	235	21.634	189	235
6	1:27.243	44.224	135	21.931	235	21.088	189	235	27	1:28.843	45.014	132	22.158	237	21.671	188	237
7	1:27.317	44.236	135	21.945	236	21.136	189	236	28	1:28.913	45.117	133	22.212	237	21.584	189	237
8	1:27.288	44.194	133	21.947	236	21.147	189	236	29	1:28.833	45.056	134	22.204	237	21.573	188	237
9	1:27.563	44.340	134	21.930	236	21.293	189	236	30	1:29.241	45.227	133	22.381	236	21.633	188	236
10	1:27.662	44.298	135	22.032	235	21.332	189	235	31	1:29.097	45.171	133	22.311	236	21.615	188	236
11	1:27.669	44.331	135	22.069	235	21.269	189	235	32	1:29.295	45.336	133	22.229	237	21.730	189	237
12	1:27.912	44.528	134	21.975	237	21.409	189	237	33	1:29.314	45.201	132	22.359	237	21.754	189	237
13	1:27.907	44.601	133	22.001	237	21.305	189	237	34	1:29.234	45.266	133	22.195	238	21.773	189	238
14	1:28.238	44.684	133	22.141	236	21.413	189	236	35	1:29.234	45.305	133	22.195	238	21.734	189	238
15	1:28.015	44.704	133	22.011	237	21.300	188	237	36	1:29.456	45.358	133	22.328	237	21.770	188	237
16	1:28.146	44.658	133	22.050	237	21.438	189	237	37	1:29.457	45.418	133	22.378	238	21.661	188	238
17	1:28.382	44.717	134	22.097	236	21.568	188	236	38	1:29.542	45.298	134	22.336	237	21.908	188	237
18	1:28.263	44.749	134	22.083	237	21.431	188	237	39	1:29.643	45.371	132	22.448	234	21.824	188	234
19	1:35.024	45.839	133	22.618	237	26.567	50	237	40	1:29.759	45.482	132	22.437	237	21.840	188	237
20	2:33.893	1:49.818	133	22.335	235	21.740	188	235	41	1:30.225	45.914	133	22.534	236	21.777	188	236
21	1:28.878	45.164	134	22.198	237	21.516	188	237									



ADAC GT Masters

Pit Stops Race 2

Provisional



Nürburgring, Length: 3629m

Air temperature: 25.15°C

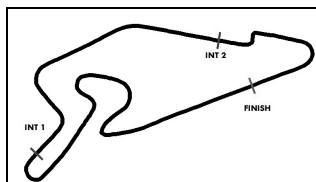
Track temperature: 37.29°C

Weather condition: Dry

DMSB Reg. Nr.: DMSB 215/18

Sunday, August 5, 2018 13:08:00

Nr	Driver in	Day time in	Time in	Driver out	Day time out	Time out	Nett Time
12	Dries Vanthoor	13:09:31.780	1:52.359	Dries Vanthoor	13:10:38.296	2:58.875	1:06.516
42	Timo Scheider	13:18:10.739	10:31.318	Timo Scheider	13:18:33.386	10:53.965	22.647
1	Daniel Keilwitz	13:28:32.761	20:53.340				
28	Kelvin van der Linde	13:32:47.094	25:07.673	Kelvin van der Linde	13:34:00.792	26:21.371	1:13.698
26	Stefan Mücke	13:32:48.670	25:09.249	Stefan Mücke	13:33:59.435	26:20.014	1:10.765
5	Max Hofer	13:32:49.134	25:09.713	Max Hofer	13:34:01.893	26:22.472	1:12.759
7	Luca Ludwig	13:32:56.797	25:17.376	Dominik Schwager	13:34:07.310	26:27.889	1:10.513
20	Kim-Luis Schramm	13:32:57.665	25:18.244	Nicolai Sylvest	13:34:07.968	26:28.547	1:10.303
3	Frederic Vervisch	13:32:59.096	25:19.675	Nikolaj Rogivue	13:34:09.959	26:30.538	1:10.863
13	Claudia Hürtgen	13:33:03.165	25:23.744	Sven Barth	13:34:13.298	26:33.877	1:10.133
48	Maximilian Buhk	13:33:04.185	25:24.764	Indy Dontje	13:34:14.655	26:35.234	1:10.470
50	Rahel Frey	13:33:09.517	25:30.096	Rahel Frey	13:34:21.032	26:41.611	1:11.515
19	Franck Perera	13:33:10.582	25:31.161	Ezequiel Perez Companc	13:34:20.783	26:41.362	1:10.201
9	Giorgio Maggi	13:33:13.359	25:33.938	Christopher Dreyspring	13:34:23.574	26:44.153	1:10.215
42	Timo Scheider	13:33:24.831	25:45.410	Timo Scheider	13:34:35.206	26:55.785	1:10.375
14	Jens Klingmann	13:34:25.859	26:46.438	Christopher Zöchling	13:35:36.603	27:57.182	1:10.744
53	Michele Beretta	13:34:34.232	26:54.811	Aaro Vainio	13:35:44.862	28:05.441	1:10.630
24	Markus Winkelhock	13:35:28.867	27:49.446	Mike David Ortmann	13:36:39.550	29:00.129	1:10.683
25	Christopher Haase	13:35:35.858	27:56.437	Ricardo Feller	13:36:46.835	29:07.414	1:10.977
99	Mathieu Jaminet	13:35:37.180	27:57.759	Robert Renauer	13:36:48.166	29:08.745	1:10.986
29	Christopher Mies	13:35:43.466	28:04.045	Christopher Mies	13:36:54.607	29:15.186	1:11.141
11	Pierre Kaffer	13:36:04.647	28:25.226	Pierre Kaffer	13:37:15.449	29:36.028	1:10.802
82	Christian Engelhart	13:36:05.190	28:25.769	Rolf Ineichen	13:37:15.821	29:36.400	1:10.631
12	Dries Vanthoor	13:36:08.869	28:29.448	Dries Vanthoor	13:37:18.271	29:38.850	1:09.402
43	Victor Bouvang	13:36:20.797	28:41.376	Dennis Marschall	13:37:32.568	29:53.147	1:11.771
33	Frank Stippler	13:36:55.256	29:15.835	Filip Salaquarda	13:38:05.802	30:26.381	1:10.546
17	Kevin Este	13:37:13.735	29:34.314	Kevin Este	13:38:24.514	30:45.093	1:10.779
84	Raffaele Marciello	13:37:33.773	29:54.352	Patrick Assenheimer	13:38:44.020	31:04.599	1:10.247
47	Maximilian Götz	13:38:28.595	30:49.174	Markus Pommer	13:39:39.230	31:59.809	1:10.635
4	Maximilian Hackländer	13:40:06.255	32:26.834	Maximilian Hackländer	13:41:17.045	33:37.624	1:10.790
18	Klaus Bachler	13:40:07.363	32:27.942	Adrien de Leener	13:41:17.986	33:38.565	1:10.623
21	Sebastian Asch	13:40:16.164	32:36.743	Sebastian Asch	13:41:26.568	33:47.147	1:10.404
63	Andrea Caldarelli	13:40:25.336	32:45.915	Andrea Caldarelli	13:41:35.794	33:56.373	1:10.458
6	Ivan Lukasevich	13:40:27.275	32:47.854	Ivan Lukasevich	13:41:46.122	34:06.701	1:18.847
8	Lance David Arnold	13:40:28.178	32:48.757	Christopher Friedrich	13:41:39.195	33:59.774	1:11.017
69	Lucas Luhr	13:40:33.011	32:53.590	Jan-Erik Slooten	13:41:44.130	34:04.709	1:11.119
35	Jimmy Eriksson	13:41:58.536	34:19.115	Jonathan Judek	13:43:09.443	35:30.022	1:10.907
12	Dries Vanthoor	13:46:23.969	38:44.548				
50	Philip Geipel	13:56:55.862	49:16.441	Philip Geipel	13:57:34.065	49:54.644	38.203
3	Nikolaj Rogivue	14:10:39.958	1:03:00.537				



ADAC GT Masters

Top speed list Race 2

Provisional



Nürburgring, Length: 3629m

Air temperature: 25.15°C

Track temperature: 37.29°C

Weather condition: Dry

DMSB Reg. Nr.: DMSB 215/18

Sunday, August 5, 2018 13:08:00

#	Name (NAT)	Team	Car name	Speed	Lap	Race time
9	Christopher Dreyspring (DEU)	Honda Team Schubert Motorsport (DEU)	Honda NSX GT3	246.01	31	47:15.830
69	Lucas Luhr (DEU)	IronForce by RING POLICE (DEU)	Porsche 911 GT3 R	244.34	17	25:07.391
50	Rahel Frey (CHE)	YACO Racing (DEU)	Audi R8 LMS	242.15	17	25:07.324
26	Jeffrey Schmidt (CHE)	BWT Mücke Motorsport (DEU)	Audi R8 LMS	241.61	30	45:17.564
28	Sheldon van der Linde (ZAF)	Montaplast by Land-Motorsport (DEU)	Audi R8 LMS	241.61	30	45:17.761
14	Christopher Zöchling (AUT)	MRS GT-Racing (DEU)	BMW M6 GT3	241.61	30	45:36.428
7	Dominik Schwager (DEU)	HB Racing (AUT)	Ferrari 488 GT3	241.61	35	52:52.070
5	Max Hofer (AUT)	Phoenix Racing (DEU)	Audi R8 LMS	241.07	2	2:41.946
12	Dries Vanthoor (BEL)	EFP by TECE (DEU)	Audi R8 LMS	241.07	6	10:18.036
43	Dennis Marschall (DEU)	BMW Team Schnitzer (DEU)	BMW M6 GT3	241.07	21	32:29.526
42	Mikkel Jensen (DEN)	BMW Team Schnitzer (DEU)	BMW M6 GT3	241.07	34	51:59.050
19	Ezequiel Perez Companc (ARG)	GRT Grasser-Racing-Team (AUT)	Lamborghini Huracan GT3	241.07	35	53:10.819
82	Christian Engelhart (DEU)	GRT Grasser-Racing-Team (AUT)	Lamborghini Huracan GT3	240.53	2	2:48.985
11	Pierre Kaffer (DEU)	EFP by TECE (DEU)	Audi R8 LMS	240.53	3	4:17.330
1	Daniel Keilwitz (DEU)	Callaway Competition (DEU)	Corvette C7 GT3	240.53	7	9:55.667
35	Jimmy Eriksson (SWE)	Team Rosberg (DEU)	Lamborghini Huracan GT3	240.53	22	32:27.440
48	Indy Dontje (NLD)	MANN-FILTER Team HTP Motorsport (DEU)	Mercedes-AMG GT3	240.53	24	36:38.059
6	Oscar Tunjo (COL)	Phoenix Racing (DEU)	Audi R8 LMS	240.53	27	41:14.690
3	Frederic Vervisch (BEL)	Aust Motorsport (DEU)	Audi R8 LMS	240.00	12	17:31.189
13	Sven Barth (DEU)	RWT Racing (AUT)	Corvette C7 GT3	240.00	35	53:09.550
33	Filip Salaquarda (CZE)	Team ISR (CZE)	Audi R8 LMS	240.00	37	55:14.825
84	Patrick Assenheimer (DEU)	AutoArenA Motorsport (DEU)	Mercedes-AMG GT3	240.00	37	56:12.280
18	Klaus Bachler (AUT)	KÜS TEAM75 Bernhard (DEU)	Porsche 911 GT3 R	239.46	1	1:09.388
17	Timo Bernhard (DEU)	KÜS TEAM75 Bernhard (DEU)	Porsche 911 GT3 R	239.46	30	45:17.317
63	Andrea Caldarelli (ITA)	ORANGE1 by GRT Grasser (AUT)	Lamborghini Huracan GT3	238.93	1	1:12.553
47	Maximilian Götz (DEU)	MANN-FILTER Team HTP Motorsport (DEU)	Mercedes-AMG GT3	238.93	12	17:15.095
53	Michele Beretta (ITA)	Team Rosberg (DEU)	Lamborghini Huracan GT3	238.93	12	17:36.656
24	Markus Winkelhock (DEU)	BWT Mücke Motorsport (DEU)	Audi R8 LMS	238.93	19	27:27.179
4	Maximilian Hackländer (DEU)	Aust Motorsport (DEU)	Audi R8 LMS	238.93	19	27:38.221
21	Luca Stolz (DEU)	Team ZAKSPEED BKK Mobil Oil Racing (DEU)	Mercedes-AMG GT3	238.93	33	49:49.404
99	Robert Renauer (DEU)	Precote Herberth Motorsport (DEU)	Porsche 911 GT3 R	238.93	35	52:29.816
29	Christopher Mies (DEU)	Montaplast by Land-Motorsport (DEU)	Audi R8 LMS	238.41	18	26:12.321
20	Nicolai Sylvest (DNK)	Team ZAKSPEED BKK Mobil Oil Racing (DEU)	Mercedes-AMG GT3	238.41	37	56:00.181
8	Christopher Friedrich (DEU)	SML CarWellness by CarCollection (DEU)	Mercedes-AMG GT3	237.88	31	47:15.779
25	Ricardo Feller (CHE)	BWT Mücke Motorsport (DEU)	Audi R8 LMS	237.88	37	55:27.465