

### Provisional

### Result List

Stewards / Race Management

STEWARD	Matthias Heinz
STEWARD	Gerd Weidinger
STEWARD	Carsten Ruscher
RACE DIRECTOR	Christian Vormann
CLERK OF THE COURSE	Janko Garbsch
TECHNICAL DELEGATE	Lars Altseimer
CHIEF TIMEKEEPER	Steffen Rühl

Weather Start/Finish

AIR	12.5°C
TRACK	10.1°C
CONDITIONS	Wet
PRESSURE	1005 hPa
AIR	12.5°C
TRACK	10.5°C
CONDITIONS	Wet
PRESSURE	1005 hPa

Track Information

GREEN FLAG	11:31:29
CHEQUERED FLAG	12:04:22
SAFETY CAR PHASE	0
FULL COURSE YELLOW PHASE	0
TRACK NAME	Lausitzring
TRACK LENGTH	4570m
TURN COUNT	14
TOTAL DISTANCE	68.55km
FASTEST LAP:	#88. DFU - 2:10.126

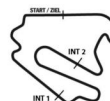
STARTED: 10 CLASSIFIED: 10 NOT CLASSIFIED: 0 DISQUALIFIED: 0

Nr.	Drivers	Team	Laps	Total Time	Gap	Kph	Lap	Time	Kph
Cl.	Car	Competitor							
1	88 D.Fugel(DEU) Honda Civic FK7 TCR	Honda ADAC Sachsen(DEU) ADAC Sachsen e.V.	15	32:52.728		125.6	11	2:10.126	126.4
2	13 A.Buri(FIN) Hyundai i30 N TCR	Hyundai Team Engstler(DEU) Engstler Motorsport	15	32:57.842	5.114	125.5	8	2:10.407	126.1
3	2 H.Proczyk(AUT) Hyundai i30 N TCR	HP Racing International(DEU) HP Racing International	15	33:00.205	7.477	125.4	10	2:10.595	125.9
4	17 A.Legutko(POL) J Honda Civic FK2 TCR	Albert Legutko Racing(POL) ADAC Berlin-Brandenburg e.V.	15	33:05.604	12.876	124.8	12	2:10.821	125.7
5	98 J.Seyffert(DEU) Hyundai i30 N TCR	HP Racing International(DEU) HP Racing International	15	33:05.645	12.917	125.0	12	2:10.538	126.0
6	97 N.Gruber(AUT) J Hyundai i30 N TCR	Hyundai Team Engstler(DEU) Engstler Motorsport	15	33:16.520	23.792	124.2	11	2:11.600	125.0
7	8 R.Kircher(DEU) J VW Golf GTI TCR SEQ	VOLKSWAGEN Team OETTINGER(DEU) OETTINGER Sportsystems	15	33:17.377	24.649	124.4	15	2:11.058	125.5
8	103 L.Kraihamer(AUT) Hyundai i30 N TCR	Hyundai Team Engstler(DEU) Engstler Motorsport	15	33:33.619	40.891	123.3	15	2:12.542	124.1
9	92 D.Tovilavicius(LTU) VW Golf GTI TCR SEQ	SKUBA RACING Team(LTU) SKUBA RACING Team	15	34:00.291	1:07.563	123.6	6	2:12.497	124.1
10	55 M.Fugel(DEU) J Honda Civic FK7 TCR	Honda ADAC Sachsen(DEU) ADAC Sachsen e.V.	12	26:50.664	3LAPS	123.2	7	2:11.954	124.6

Fastest lap of the race. Car 88 driver Dominik Fugel on lap 11. Time 2:10.126, average speed 126.4 km/h.

Following race director decision drive through penalty converted into a time penalty of 30 seconds for car no. 92

<b>Subject to final scrutineering!</b>		
Publication time:	Clerk of the Course: Janko Garbsch	Timekeeper: Steffen Rühl



### Provisional

### Class Result List

Stewards / Race Management

STEWARD	Matthias Heinz
STEWARD	Gerd Weidinger
STEWARD	Carsten Ruscher
RACE DIRECTOR	Christian Vormann
CLERK OF THE COURSE	Janko Garbsch
TECHNICAL DELEGATE	Lars Altseimer
CHIEF TIMEKEEPER	Steffen Ruhl

Weather Start/Finish

AIR	12.5°C
TRACK	10.1°C
CONDITIONS	Wet
PRESSURE	1005 hPa
AIR	12.5°C
TRACK	10.5°C
CONDITIONS	Wet
PRESSURE	1005 hPa

Track Information

GREEN FLAG	11:31:29
CHEQUERED FLAG	12:04:22
SAFETY CAR PHASE	0
FULL COURSE YELLOW PHASE	0
TRACK NAME	Lausitzring
TRACK LENGTH	4570m
TURN COUNT	14
TOTAL DISTANCE	68.55km
FASTEST LAP:	#88. DFU - 2:10.126

STARTED: 10 CLASSIFIED: 10 NOT CLASSIFIED: 0 DISQUALIFIED: 0

Nr.	Drivers	Team	Laps	Total Time	Gap	Kph	Lap	Time	Kph
	Car	Competitor							

CLASS: Junior

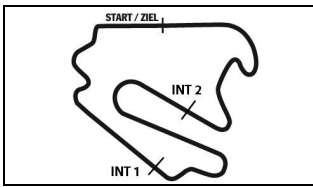
Started: 4      Classified: 4      Not Classified: 0

1	17	A.Legutko(POL)	Albert Legutko Racing(POL)	15	33:05.604		124.8	12	2:10.821	125.7
		Honda Civic FK2 TCR	ADAC Berlin-Brandenburg e.V.							
2	97	N.Gruber(AUT)	Hyundai Team Engstler(DEU)	15	33:16.520	10.916	124.2	11	2:11.600	125.0
		Hyundai i30 N TCR	Engstler Motorsport							
3	8	R.Kircher(DEU)	VOLKSWAGEN Team OETTINGER(DEU)	15	33:17.377	11.773	124.4	15	2:11.058	125.5
		VW Golf GTI TCR SEQ	OETTINGER Sportsystems							
4	55	M.Fugel(DEU)	Honda ADAC Sachsen(DEU)	12	26:50.664	3LAPS	123.2	7	2:11.954	124.6
		Honda Civic FK7 TCR	ADAC Sachsen e.V.							

Fastest lap of the class. Car 17 driver Albert Legutko on lap 12. Time 2:10.821, average speed 125.7 km/h.

Following race director decision drive through penalty converted into a time penalty of 30 seconds for car no. 92

Subject to final scrutineering!		
Publication time:	Clerk of the Course: Janko Garbsch	Timekeeper: Steffen Ruhl



# ADAC TCR Germany

## Lap Chart Race 2

Provisional

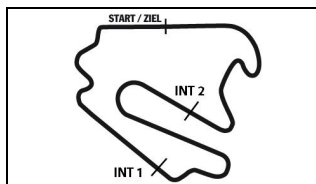


Lausitzring, Length: 4570 m

Sunday, November 1, 2020 11:30:00

LapCha	1	2	3	4	5	6	7	8	9	10	11	12	13	14	15	16	17	18	19	20	21	22	23	24	25	26	27	28	29	30	31	32	33	34	35	36	37	38	39	40	41	42	43	44	45							
LAP 1	88	17	55	13	97	98	2	8	103	92																																										
LAP 2	88	17	55	13	97	98	2	8	92	103																																										
LAP 3	88	17	13	55	2	97	98	8	92	103																																										
LAP 4	88	17	13	2	55	97	98	8	92	103																																										
LAP 5	88	17	13	2	97	98	55	8	92	103																																										
LAP 6	88	13	17	2	98	55	97	8	92	103																																										
LAP 7	88	13	2	17	98	55	97	8	92	103																																										
LAP 8	88	13	2	17	98	55	97	8	92	103																																										
LAP 9	88	13	2	17	98	97	55	8	92	103																																										
LAP 10	88	13	2	17	98	97	8	55	92	103																																										
LAP 11	88	13	2	17	98	97	8	55	92	103																																										
LAP 12	88	13	2	17	98	97	8	55	92	103																																										
LAP 13	88	13	2	17	98	97	8	92	103																																											
LAP 14	88	13	2	17	98	97	8	92	103																																											
LAP 15	88	13	2	17	98	97	8	92	103																																											

.- PITSTOP ' - LAP BEHIND



# ADAC TCR Germany

## Sector List Race 2

Provisional



Lausitzring, Length: 4570m

Air temperature: 12.49°C

Track temperature: 10.5°C

Weather condition: Wet

**DMSB** Reg. Nr.: R-12080/20

Sunday, November 1, 2020 11:30:00

Lap Id	Time	SE1	SP1	SE2	SP2	SE3	SP3	TSP	Lap Id	Time	SE1	SP1	SE2	SP2	SE3	SP3	TSP		
<b>2</b> Proczyk, AUT(#1)									<b>theoretical besttime: 2:10.092</b>										
1	0	2:24.784	51.585	181	51.058	188	42.141	204	131	9	0	2:11.144	39.924	194	49.365	190	41.855	205	214
2	0	2:11.976	39.831	194	49.806	191	42.339	205	213	10	0	<b>2:10.595</b>	<b>39.300</b>	<b>193</b>	49.223	189	42.072	205	214
3	0	2:12.080	39.701	194	50.311	190	42.068	205	214	11	0	2:11.257	40.028	192	49.241	190	41.988	206	213
4	0	2:11.711	40.282	192	49.762	187	<b>41.667</b>	206	214	12	0	2:11.017	39.477	193	49.633	189	41.907	204	214
5	0	2:11.045	39.701	194	49.358	190	41.986	206	215	13	0	2:10.610	39.672	193	49.219	190	41.719	204	213
6	0	2:10.786	39.352	194	49.481	191	41.953	204	<b>215</b>	14	0	2:10.754	39.718	193	49.211	190	41.825	205	213
7	0	2:10.810	39.503	195	49.194	189	42.113	206	214	15	0	2:10.766	39.632	194	<b>49.125</b>	<b>191</b>	42.009	205	214
8	0	2:10.870	39.754	193	49.153	191	41.963	205	214										

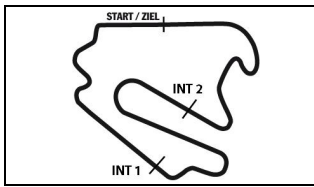
<b>8</b> Kircher, DEU(#1)									<b>theoretical besttime: 2:10.952</b>										
1	0	2:25.878	51.338	175	51.843	193	42.697	209	138	9	0	2:12.522	40.282	196	50.068	191	42.172	210	219
2	0	2:12.595	40.276	196	50.120	193	42.199	210	216	10	0	2:13.039	40.641	196	50.336	192	42.062	208	216
3	0	2:12.912	40.242	195	50.690	192	41.980	210	217	11	0	2:11.992	40.048	195	49.938	192	42.006	210	216
4	0	2:12.163	40.113	196	50.182	192	41.868	211	218	12	0	2:11.616	39.816	196	49.694	192	42.106	210	217
5	0	2:13.108	40.453	196	50.341	192	42.314	211	<b>220</b>	13	0	2:11.873	40.155	197	49.801	192	41.917	209	217
6	0	2:13.634	41.198	197	50.267	191	42.169	211	219	14	0	2:11.263	39.716	196	49.650	192	41.897	210	217
7	0	2:12.026	39.953	196	50.012	192	42.061	210	218	15	0	<b>2:11.058</b>	39.788	195	<b>49.444</b>	<b>193</b>	<b>41.826</b>	<b>209</b>	218
8	0	2:11.698	<b>39.682</b>	197	49.861	193	42.155	211	218										

<b>13</b> Buri, FIN(#1)									<b>theoretical besttime: 2:09.757</b>										
1	0	2:22.648	50.040	189	50.091	187	42.517	202	126	9	0	2:10.841	39.569	191	49.386	188	41.886	203	211
2	0	2:12.621	39.606	190	50.631	188	42.384	206	211	10	0	2:10.976	39.578	191	49.409	189	41.989	204	211
3	0	2:12.724	40.230	190	50.293	184	42.201	202	<b>213</b>	11	0	2:11.307	40.009	190	49.218	187	42.080	203	211
4	0	2:11.679	40.221	190	49.722	189	41.736	204	211	12	0	2:10.555	39.639	190	<b>48.879</b>	<b>189</b>	42.037	203	211
5	0	2:10.684	39.573	192	49.392	188	41.719	203	212	13	0	2:10.443	39.626	191	49.144	188	41.673	203	211
6	0	2:10.470	39.322	191	49.199	188	41.949	203	211	14	0	2:11.051	39.788	190	49.280	188	41.983	203	211
7	0	2:11.019	39.617	190	49.554	188	41.848	203	213	15	0	2:10.417	39.838	191	48.982	188	<b>41.597</b>	<b>203</b>	211
8	0	<b>2:10.407</b>	<b>39.281</b>	191	49.192	188	41.934	203	211										

<b>17</b> Legutko, POL(#1)									<b>theoretical besttime: 2:10.669</b>										
1	0	2:20.982	47.942	189	50.730	186	42.310	204	117	9	0	2:11.668	39.635	190	49.907	187	42.126	204	214
2	0	2:12.521	39.959	190	50.562	187	42.000	205	213	10	0	2:11.663	39.635	191	49.839	188	42.189	205	213
3	0	2:11.952	39.569	190	50.191	187	42.192	205	214	11	0	2:11.625	39.440	191	49.969	188	42.216	205	214
4	0	2:11.736	39.659	191	49.980	187	42.097	205	213	12	0	<b>2:10.821</b>	<b>39.297</b>	<b>191</b>	49.486	188	42.038	205	214
5	0	2:11.509	39.489	190	49.941	187	42.079	204	214	13	0	2:11.001	39.629	192	<b>49.419</b>	<b>188</b>	<b>41.953</b>	<b>205</b>	214
6	0	2:12.249	39.469	191	50.065	187	42.715	205	212	14	0	2:11.125	39.400	190	49.649	188	42.076	205	214
7	0	2:12.606	40.087	190	50.150	186	42.369	205	213	15	0	2:12.209	39.563	191	49.881	188	42.765	206	<b>214</b>
8	0	2:11.937	40.005	190	49.883	186	42.049	205	214										

<b>55</b> Fugel, DEU(#1)									<b>theoretical besttime: 2:11.573</b>										
1	0	2:21.844	48.626	188	50.975	187	42.243	204	119	7	0	<b>2:11.954</b>	39.766	188	49.844	186	42.344	199	211
2	0	2:13.217	39.962	188	50.612	187	42.643	205	212	8	0	2:12.278	39.840	186	<b>49.685</b>	<b>186</b>	42.753	194	206
3	0	2:13.122	39.989	189	50.132	187	43.001	204	212	9	0	2:12.772	<b>39.699</b>	<b>183</b>	50.151	186	42.922	190	203
4	0	2:13.440	40.419	189	50.432	183	42.589	205	212	10	0	2:13.824	40.412	169	50.667	186	42.745	190	197
5	0	2:14.269	40.176	189	51.814	187	42.279	206	213	11	0	2:13.933	40.739	179	50.411	184	42.783	185	197
6	0	2:13.091	40.012	190	50.890	185	<b>42.189</b>	203	<b>214</b>	12	0	2:16.920	40.642	180	50.641	181	45.637	58	189

<b>88</b> Fugel, DEU(#1)									<b>theoretical besttime: 2:09.894</b>										
1	0	2:20.174	48.147	191	49.960	190	42.067	205	120	9	0	2:10.881	39.875	192	49.106	190	41.900	207	214
2	0	2:12.065	40.184	191	49.735	191	42.146	206	212	10	0	2:10.644	39.781	191	49.045	191	41.818	207	214
3	0	2:11.949	40.033	191	49.635	191	42.281	206	214	11	0	<b>2:10.126</b>	39.553	192	<b>48.921</b>	<b>191</b>	<b>41.652</b>	<b>207</b>	214
4	0	2:11.329	39.894	193	49.545	190	41.890	206	214	12	0	2:10.488	39.666	192	49.021	191	41.801	207	214
5	0	2:10.803	39.386	192	49.360	191	42.057	206	214	13	0	2:10.346	39.423	192	49.220	191	41.703	208	<b>215</b>
6	0	2:10.895	<b>39.321</b>	192	49.572	191	42.002	206	214	14	0	2:10.756	39.606	192	49.412	191	41.738	208	214
7	0	2:10.731	39.579	192	49.290	190	41.862	206	214	15	0	2:11.087	39.557	193	49.420	191	42.110	174	215
8	0	2:10.454	39.503	192	49.098	190	41.853	207	214										



# ADAC TCR Germany

## Sector List Race 2

Provisional



Lausitzring, Length: 4570m

Air temperature: 12.49°C

Track temperature: 10.5°C

Weather condition: Wet

**DMSB** Reg. Nr.: R-12080/20

Sunday, November 1, 2020 11:30:00

Lap Id	Time	SE1	SP1	SE2	SP2	SE3	SP3	TSP	Lap Id	Time	SE1	SP1	SE2	SP2	SE3	SP3	TSP		
<b>92</b> Tovilavicius, LTU(#1)									<b>theoretical besttime: 2:10.827</b>										
1	1	2:27.109	51.587	180	52.401	184	43.121	204	135	9	1	2:12.980	39.867	193	50.552	190	42.561	206	214
2	1	2:13.772	40.744	195	50.688	191	42.340	208	213	10	1	2:13.205	40.249	193	50.295	190	42.661	206	214
3	1	2:13.045	40.047	195	50.638	191	42.360	208	216	11	1	2:12.739	40.257	193	50.268	187	42.214	206	215
4	1	2:13.015	39.790	195	50.812	192	42.413	207	<b>217</b>	12	1	2:12.903	40.341	193	50.241	189	42.321	206	215
5	1	2:13.520	40.173	195	50.664	189	42.683	206	215	13	1	2:12.547	<b>38.545</b>	<b>206</b>	51.145	188	42.857	206	214
6	<b>1</b>	<b>2:12.497</b>	40.002	194	50.321	190	42.174	206	214	14	1	2:13.631	40.140	192	51.080	189	42.411	206	215
7	1	2:13.363	40.375	193	50.763	191	42.225	205	215	15	1	2:13.418	40.489	192	50.835	188	<b>42.094</b>	<b>206</b>	215
8	1	2:12.547	39.815	193	<b>50.188</b>	190	42.544	206	214										

Lap Id	Time	SE1	SP1	SE2	SP2	SE3	SP3	TSP	Lap Id	Time	SE1	SP1	SE2	SP2	SE3	SP3	TSP		
<b>97</b> Gruber, AUT(#1)									<b>theoretical besttime: 2:10.689</b>										
1	0	2:23.163	48.937	191	51.647	186	42.579	205	126	9	0	2:12.444	39.827	192	50.292	188	42.325	203	213
2	0	2:12.909	39.986	191	50.509	190	42.414	207	213	10	0	2:12.159	39.749	191	49.972	188	42.438	203	211
3	0	2:13.615	40.203	193	51.238	188	42.174	205	<b>214</b>	11	<b>0</b>	<b>2:11.600</b>	<b>39.428</b>	<b>192</b>	49.979	188	42.193	204	211
4	0	2:12.166	39.669	191	50.307	189	42.190	206	213	12	0	2:11.659	39.587	192	49.998	189	42.074	204	212
5	0	2:11.605	40.344	193	<b>49.588</b>	190	<b>41.673</b>	205	213	13	0	2:11.678	39.685	192	49.908	189	42.085	204	212
6	0	2:16.027	39.512	192	54.399	186	42.116	204	213	14	0	2:11.844	40.074	191	49.674	189	42.096	204	211
7	0	2:11.780	39.672	192	50.024	189	42.084	205	212	15	0	2:11.724	39.578	192	49.948	189	42.198	203	212
8	0	2:12.147	39.991	192	50.180	187	41.976	205	213										

Lap Id	Time	SE1	SP1	SE2	SP2	SE3	SP3	TSP	Lap Id	Time	SE1	SP1	SE2	SP2	SE3	SP3	TSP		
<b>98</b> Seyffert, DEU(#1)									<b>theoretical besttime: 2:10.011</b>										
1	0	2:23.844	51.285	189	50.038	191	42.521	207	126	9	0	2:11.799	39.979	192	49.710	190	42.110	205	214
2	0	2:12.435	39.793	192	50.380	190	42.262	207	214	10	0	2:11.490	40.031	193	49.574	190	41.885	205	214
3	0	2:13.834	40.790	190	50.724	189	42.320	207	215	11	0	2:11.143	39.546	192	49.649	190	41.948	205	214
4	0	2:12.124	39.718	193	50.253	192	42.153	206	214	12	<b>0</b>	<b>2:10.538</b>	<b>39.087</b>	<b>193</b>	49.343	191	42.108	204	214
5	0	2:12.314	40.338	193	50.243	191	41.733	206	215	13	0	2:10.714	39.557	192	49.274	190	41.883	206	213
6	0	2:10.740	39.454	193	49.570	191	<b>41.716</b>	206	<b>215</b>	14	0	2:10.786	39.470	192	<b>49.208</b>	<b>190</b>	42.108	206	214
7	0	2:11.192	39.608	193	49.697	191	41.887	206	214	15	0	2:11.497	39.775	192	49.596	190	42.126	202	215
8	0	2:11.195	39.543	193	49.827	190	41.825	206	214										

Lap Id	Time	SE1	SP1	SE2	SP2	SE3	SP3	TSP	Lap Id	Time	SE1	SP1	SE2	SP2	SE3	SP3	TSP		
<b>103</b> Kraihamer, AUT(#1)									<b>theoretical besttime: 2:11.933</b>										
1	0	2:26.940	50.959	151	51.690	185	44.291	203	109	9	0	2:12.892	39.918	192	49.996	188	42.978	203	212
2	0	2:15.911	40.789	191	52.064	189	43.058	204	212	10	0	2:12.634	40.300	192	<b>49.635</b>	<b>190</b>	42.699	204	212
3	0	2:13.731	40.415	192	50.686	190	42.630	204	213	11	0	2:12.996	40.347	192	49.914	188	42.735	203	212
4	0	2:13.252	40.151	192	50.605	189	<b>42.496</b>	204	213	12	0	2:13.475	40.941	192	49.641	189	42.893	204	212
5	0	2:13.083	39.867	192	50.437	189	42.779	204	<b>213</b>	13	0	2:14.526	40.908	200	50.404	175	43.214	203	211
6	0	2:12.931	40.277	192	50.084	189	42.570	203	213	14	0	2:12.987	40.204	190	49.929	189	42.854	203	211
7	0	2:12.564	39.860	192	50.116	190	42.588	204	212	15	<b>0</b>	<b>2:12.542</b>	40.131	191	49.699	189	42.712	203	211
8	0	2:13.155	<b>39.802</b>	192	50.331	188	43.022	204	213										