

Provisional

Result List

Stewards / Race Management

STEWARD	Matthias Heinz
STEWARD	Dennis Broedel
STEWARD	Florian Koziol
RACE DIRECTOR	Christian Vormann
CLERK OF THE COURSE	Janko Garbsch
TECHNICAL DELEGATE	Adrian Sengpiel
CHIEF TIMEKEEPER	Steffen Ruhl

Weather Start/Finish

AIR	30.7°C
TRACK	34.7°C
CONDITIONS	Dry
PRESSURE	1000 hPa
AIR	30.0°C
TRACK	32.5°C
CONDITIONS	Dry
PRESSURE	1000 hPa

Track Information

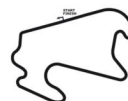
GREEN FLAG	10:17:27
CHEQUERED FLAG	10:49:22
SAFETY CAR PHASE	1
FULL COURSE YELLOW PHASE	0
TRACK NAME	Lausitzring
TRACK LENGTH	3478m
TURN COUNT	12
TOTAL DISTANCE	66.08km
FASTEST LAP:	#97. GRU - 1:29.986

STARTED: 13 CLASSIFIED: 12 NOT CLASSIFIED: 1 DISQUALIFIED: 0

Nr.	Drivers	Team	Laps	Total Time	Gap	Kph	Lap	Time	Kph
Cl.	Car	Competitor							
1	97 N.Gruber(AUT) J Hyundai i30 N TCR	Hyundai Team Engstler(DEU) Engstler Motorsport	19	31:55.580		123.9	3	1:29.986	139.1
2	7 M.Halder(DEU) Honda Civic Type-R TCR	Profi Car Honda ADAC Sachsen(DEU) ADAC Sachsen e.V.	19	31:56.608	1.028	123.9	4	1:30.141	138.9
3	13 A.Buri(FIN) Hyundai i30 N TCR	Hyundai Team Engstler(DEU) Engstler Motorsport	19	31:58.121	2.541	123.7	2	1:30.054	139.0
4	2 H.Proczyk(AUT) Hyundai i30 N TCR	HP Racing International(DEU) HP Racing International	19	32:00.915	5.335	123.7	3	1:30.741	137.9
5	98 J.Seyffert(DEU) Hyundai i30 N TCR	HP Racing International(DEU) HP Racing International	19	32:01.934	6.354	123.6	4	1:30.545	138.2
6	88 D.Fugel(DEU) Honda Civic Type-R TCR	Profi Car Honda ADAC Sachsen(DEU) ADAC Sachsen e.V.	19	32:03.174	7.594	123.6	3	1:30.650	138.1
7	8 R.Kircher(DEU) J VW Golf GTI TCR	VOLKSWAGEN Team Oettinger(DEU) OETTINGER Sportsystems	19	32:05.349	9.769	123.5	3	1:30.776	137.9
8	100 G.Naumann(DEU) Hyundai i30 N TCR	Hyundai Team Engstler(DEU) Engstler Motorsport	19	32:06.092	10.512	123.4	5	1:31.495	136.8
9	51 H.Salminen(FIN) VW Golf GTI TCR	Positione Motorsport(FIN) Positione Motorsport	19	32:08.314	12.734	123.4	4	1:31.330	137.0
10	55 M.Fugel(DEU) J Honda Civic Type-R TCR	Profi Car Team Halder(DEU) ADAC Sachsen e.V.	19	32:10.066	14.486	123.2	4	1:31.545	136.7
11	53 M.Halder(DEU) Honda Civic TCR	Profi Car Team Halder(DEU) Profi Car Team Halder	19	32:10.415	14.835	123.3	6	1:31.633	136.6
12	92 D.Tovilavicius(LTU) VW Golf GTI TCR	SKUBA RACING Team(LTU) SKUBA RACING Team	19	32:14.718	19.138	123.1	6	1:32.168	135.8
Not classified									
17	A.Legutko(POL) J Honda Civic TCR	Albert Legutko Racing(POL) ADAC Berlin-Brandenburg e.V.	6	9:22.417	13LAPS	136.0	4	1:31.648	136.6

Fastest lap of the race. Car 97 driver Nico Gruber on lap 3. Time 1:29.986, average speed 139.1 km/h.

Subject to final scrutineering!		
Publication time:	Clerk of the Course: Janko Garbsch	Timekeeper: Steffen Ruhl



Provisional

Class Result List

Stewards / Race Management

STEWARD	Matthias Heinz
STEWARD	Dennis Broedel
STEWARD	Florian Koziol
RACE DIRECTOR	Christian Vormann
CLERK OF THE COURSE	Janko Garbsch
TECHNICAL DELEGATE	Adrian Sengpiel
CHIEF TIMEKEEPER	Steffen Ruhl

Weather Start/Finish

AIR	30.7°C
TRACK	34.7°C
CONDITIONS	Dry
PRESSURE	1000 hPa
AIR	30.0°C
TRACK	32.5°C
CONDITIONS	Dry
PRESSURE	1000 hPa

Track Information

GREEN FLAG	10:17:27
CHEQUERED FLAG	10:49:22
SAFETY CAR PHASE	1
FULL COURSE YELLOW PHASE	0
TRACK NAME	Lausitzring
TRACK LENGTH	3478m
TURN COUNT	12
TOTAL DISTANCE	66.08km
FASTEST LAP:	#97. GRU - 1:29.986

STARTED: 13 CLASSIFIED: 12 NOT CLASSIFIED: 1 DISQUALIFIED: 0

Nr.	Drivers	Team	Laps	Total Time	Gap	Kph	Lap	Time	Kph
	Car	Competitor							

CLASS: Junior

Started: 4	Classified: 3	Not Classified: 1							
1	97 N.Gruber(AUT) Hyundai i30 N TCR	Hyundai Team Engstler(DEU) Engstler Motorsport	19	31:55.580		123.9	3	1:29.986	139.1
2	8 R.Kircher(DEU) VW Golf GTI TCR	VOLKSWAGEN Team Oettinger(DEU) OETTINGER Sportsystems	19	32:05.349	9.769	123.5	3	1:30.776	137.9
3	55 M.Fugel(DEU) Honda Civic Type-R TCR	Profi Car Team Halder(DEU) ADAC Sachsen e.V.	19	32:10.066	14.486	123.2	4	1:31.545	136.7
Not classified									
	17 A.Legutko(POL) Honda Civic TCR	Albert Legutko Racing(POL) ADAC Berlin-Brandenburg e.V.	6	9:22.417	13LAPS	136.0	4	1:31.648	136.6

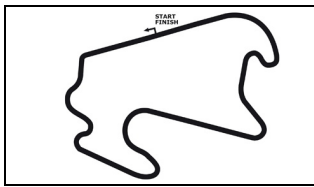
Fastest lap of the class. Car 97 driver Nico Gruber on lap 3. Time 1:29.986, average speed 139.1 km/h.

Subject to final scrutineering!

Publication time:

Clerk of the Course: Janko Garbsch

Timekeeper: Steffen Ruhl



ADAC TCR Germany

Sector List Race 1

Provisional



Lausitzring, Length: 3478m
Air temperature: 29.96°C
Track temperature: 32.49°C
Weather condition: Dry

DMSB Reg. Nr.: R-11752/20

Sunday, August 2, 2020 10:15:00

Lap Id	Time	SE1	SP1	SE2	SP2	SE3	SP3	TSP	Lap Id	Time	SE1	SP1	SE2	SP2	SE3	SP3	TSP		
2 Proczyk, AUT(#1)									theoretical besttime: 1:30.317										
1	0	1:39.316	38.586	162	23.613	201	37.117	217	132	11	0	2:05.422	41.169	100	32.402	170	51.851	138	163
2	0	1:30.847	30.477	162	23.281	201	37.089	218	225	12	0	2:07.501	40.195	113	34.611	124	52.695	118	161
3	0	1:30.741	30.332	161	23.439	200	36.970	218	227	13	0	2:05.805	43.192	108	36.554	83	46.059	216	124
4	0	1:30.759	30.219	161	23.410	201	37.130	218	227	14	0	1:31.450	30.378	162	23.797	199	37.275	217	225
5	0	1:30.798	30.066	161	23.585	200	37.147	218	227	15	0	1:31.320	30.494	161	23.478	200	37.348	217	225
6	0	1:31.068	30.143	161	23.486	200	37.439	217	226	16	0	1:30.857	30.213	161	23.511	200	37.133	217	226
7	0	1:30.892	30.088	161	23.518	201	37.286	218	226	17	0	1:31.404	30.505	160	23.553	200	37.346	217	226
8	0	1:42.044	30.549	159	23.875	166	47.620	125	227	18	0	1:31.402	30.393	160	23.699	200	37.310	217	225
9	0	2:04.841	40.463	95	32.906	125	51.472	133	131	19	0	1:31.638	30.309	161	23.554	199	37.775	212	226
10	0	2:02.810	39.684	123	33.150	137	49.976	153	138										

7 Halder, DEU(#1)									theoretical besttime: 1:29.900										
1	0	1:38.724	38.154	159	23.420	199	37.150	213	137	11	0	2:05.009	40.580	120	32.770	143	51.659	152	155
2	0	1:30.399	30.029	158	23.478	197	36.892	213	222	12	0	2:07.823	40.473	99	34.630	124	52.720	129	157
3	0	1:30.224	29.877	158	23.425	198	36.922	213	222	13	0	2:06.943	43.179	105	37.241	92	46.523	213	139
4	0	1:30.141	29.736	159	23.341	198	37.064	213	221	14	0	1:30.904	30.168	158	23.581	199	37.155	213	222
5	0	1:30.362	29.919	158	23.378	198	37.065	213	221	15	0	1:30.356	30.047	158	23.486	197	36.823	213	220
6	0	1:30.366	29.883	159	23.438	198	37.045	213	221	16	0	1:30.733	30.085	158	23.521	197	37.127	213	221
7	0	1:30.697	30.122	158	23.479	198	37.096	213	221	17	0	1:30.591	30.090	158	23.433	198	37.068	212	221
8	0	1:43.793	30.299	158	24.431	141	49.063	132	221	18	0	1:30.706	30.036	158	23.498	197	37.172	213	220
9	0	2:04.508	39.951	113	33.445	129	51.112	148	130	19	0	1:31.400	30.128	157	23.654	196	37.618	207	220
10	0	2:02.929	39.900	118	33.012	140	50.017	150	149										

8 Kircher, DEU(#1)									theoretical besttime: 1:30.714										
1	0	1:41.715	40.381	158	24.058	199	37.276	215	139	11	0	2:04.983	41.042	95	33.134	143	50.807	141	151
2	0	1:31.300	30.264	159	23.598	200	37.438	215	222	12	0	2:07.661	40.334	100	35.124	127	52.203	123	152
3	0	1:30.776	30.156	160	23.472	198	37.148	214	224	13	0	2:05.325	43.810	98	36.441	95	45.074	214	120
4	0	1:31.570	30.588	158	23.669	198	37.313	214	222	14	0	1:31.861	30.687	160	23.760	200	37.414	218	222
5	0	1:31.065	30.498	158	23.447	198	37.120	214	222	15	0	1:31.660	30.460	159	23.797	199	37.403	216	226
6	0	1:31.557	30.350	159	23.511	198	37.696	213	222	16	0	1:32.116	30.956	159	23.577	200	37.583	216	226
7	0	1:31.292	30.245	159	23.438	199	37.609	214	222	17	0	1:31.802	30.580	159	23.580	199	37.642	215	224
8	0	1:39.215	30.424	158	23.824	163	44.967	138	222	18	0	1:32.066	30.661	159	23.596	198	37.809	214	223
9	0	2:04.480	40.879	91	33.230	146	50.371	129	129	19	0	1:31.994	30.648	158	23.687	198	37.659	213	223
10	0	2:02.911	40.238	109	33.235	128	49.438	141	139										

13 Buri, FIN(#1)									theoretical besttime: 1:29.987										
1	0	1:37.562	37.217	161	23.414	199	36.931	214	121	11	0	2:04.213	40.337	107	32.363	134	51.513	151	160
2	0	1:30.054	29.916	160	23.256	199	36.882	213	222	12	0	2:08.664	41.339	96	34.065	124	53.260	137	155
3	0	1:30.173	29.939	160	23.388	200	36.846	214	221	13	0	2:07.315	42.765	96	37.668	81	46.882	214	153
4	0	1:30.252	29.941	160	23.366	199	36.945	215	223	14	0	1:31.526	30.284	160	23.937	199	37.305	216	222
5	0	1:30.386	29.950	160	23.355	199	37.081	216	223	15	0	1:30.701	30.155	160	23.543	200	37.003	215	225
6	0	1:30.380	29.885	160	23.472	198	37.023	215	224	16	0	1:30.849	29.905	160	23.523	199	37.421	216	224
7	0	1:30.384	29.901	161	23.425	198	37.058	214	223	17	0	1:30.900	29.951	160	23.758	198	37.191	216	225
8	0	1:44.332	30.128	160	25.727	126	48.477	134	222	18	0	1:31.302	30.264	160	23.701	198	37.337	216	225
9	0	2:05.183	40.242	116	32.158	142	52.783	141	135	19	0	1:31.261	30.213	160	23.599	199	37.449	201	224
10	0	2:02.684	39.239	114	33.260	153	50.185	152	149										

17 Legutko, POL(#1)									theoretical besttime: 1:31.480										
1	0	1:42.304	40.749	159	24.028	198	37.527	214	149	5	0	1:32.149	30.565	158	23.867	196	37.717	215	223
2	0	1:32.496	31.239	159	23.788	197	37.469	215	222	6	0	1:31.673	30.375	158	23.848	196	37.450	215	223
3	0	1:32.147	30.917	159	23.789	197	37.441	216	223	7			30.615	157	23.811	197			223
4	0	1:31.648	30.543	159	23.748	197	37.357	215	224										

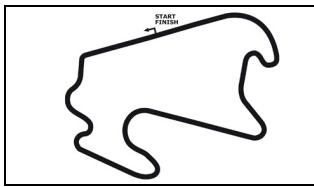
51 Salminen, FIN(#1)									theoretical besttime: 1:31.084										
1	0	1:42.859	41.500	159	23.955	199	37.404	216	145	11	0	2:04.872	40.326	83	34.316	139	50.230	128	138
2	0	1:31.517	30.407	159	23.651	199	37.459	215	224	12	0	2:07.496	39.756	98	36.042	121	51.698	123	134
3	0	1:31.498	30.572	158	23.424	199	37.502	212	223	13	0	2:04.714	43.790	85	35.946	96	44.978	213	126
4	0	1:31.330	30.551	158	23.387	198	37.392	213	222	14	0	1:31.704	30.755	159	23.537	200	37.412	214	220
5	0	1:31.547	30.372	158	23.470	198	37.705	214	221	15	0	1:31.849	30.794	158	23.545	198	37.510	215	223
6	0	1:31.481	30.436	158	23.694	197	37.351	214	222	16	0	1:31.892	30.421	158	23.793	198	37.678	215	223

ver: 1.0

www.adac.de/motorsport

Page 1 / 3 printed: 2.8.2020 10:50





ADAC TCR Germany

Sector List Race 1

Provisional



Lausitzring, Length: 3478m
Air temperature: 29.96°C
Track temperature: 32.49°C
Weather condition: Dry

DMSB Reg. Nr.: R-11752/20

Sunday, August 2, 2020 10:15:00

Lap	Id	Time	SE1	SP1	SE2	SP2	SE3	SP3	TSP	Lap	Id	Time	SE1	SP1	SE2	SP2	SE3	SP3	TSP
7	0	1:31.578	30.612	156	23.641	197	37.325	213	223	17	0	1:32.326	30.573	158	23.768	198	37.985	215	224
8	0	1:39.749	30.954	157	25.397	120	43.398	140	221	18	0	1:32.443	31.147	156	23.606	198	37.690	214	223
9	0	2:03.897	39.232	91	34.931	112	49.734	126	144	19	0	1:32.784	30.622	158	24.033	195	38.129	212	223
10	0	2:02.778	39.960	92	33.857	125	48.961	140	131										

53 Halder, DEU(#1)

theoretical besttime: 1:31.555

1	0	1:43.309	41.094	159	24.087	198	38.128	214	154	11	0	2:04.883	40.259	91	34.754	117	49.870	112	132
2	0	1:31.660	30.617	159	23.660	197	37.383	217	224	12	0	2:07.541	39.900	102	36.298	129	51.343	131	117
3	0	1:32.171	31.044	159	23.765	197	37.362	213	226	13	0	2:03.515	43.501	85	35.870	108	44.144	213	131
4	0	1:31.681	30.694	159	23.577	199	37.410	214	222	14	0	1:32.183	31.060	159	23.762	199	37.361	216	221
5	0	1:32.173	30.645	159	23.779	198	37.749	212	221	15	0	1:32.467	30.728	158	23.772	199	37.967	214	224
6	0	1:31.633	30.656	158	23.596	198	37.381	212	220	16	0	1:32.687	31.110	159	23.787	198	37.790	213	222
7	0	1:31.852	30.715	158	23.730	197	37.407	213	221	17	0	1:32.517	30.827	159	23.816	198	37.874	214	222
8	0	1:41.083	31.804	158	24.697	147	44.582	160	221	18	0	1:32.804	30.637	159	24.060	197	38.107	213	222
9	0	2:02.276	36.714	80	35.091	105	50.471	129	149	19	0	1:32.012	30.651	159	23.693	198	37.668	214	222
10	0	2:01.968	39.076	89	34.199	115	48.693	134	133										

55 Fugel, DEU(#1)

theoretical besttime: 1:31.381

1	0	1:41.767	40.162	155	24.077	195	37.528	208	139	11	0	2:05.338	40.283	88	34.637	136	50.418	112	141
2	0	1:32.328	30.933	157	23.778	195	37.617	210	217	12	0	2:07.129	39.545	105	35.967	120	51.617	126	127
3	0	1:32.604	31.284	157	23.566	196	37.754	211	218	13	0	2:04.250	43.746	85	35.988	112	44.516	210	124
4	0	1:31.545	30.417	157	23.571	196	37.557	211	220	14	0	1:32.027	30.804	156	23.825	196	37.398	213	218
5	0	1:31.961	30.634	156	23.748	194	37.579	211	219	15	0	1:32.727	30.916	156	23.813	196	37.998	210	222
6	0	1:31.797	30.638	156	23.644	195	37.515	211	219	16	0	1:32.674	30.904	157	23.851	194	37.919	211	217
7	0	1:32.413	30.472	157	24.032	190	37.909	209	219	17	0	1:32.417	30.660	156	23.780	196	37.977	211	218
8	0	1:39.117	31.289	154	24.815	151	43.013	140	216	18	0	1:32.696	30.541	157	24.099	195	38.056	211	219
9	0	2:02.939	38.232	80	34.814	103	49.893	130	149	19	0	1:31.998	30.452	157	23.742	195	37.804	211	219
10	0	2:02.339	39.646	90	34.010	125	48.683	131	129										

88 Fugel, DEU(#1)

theoretical besttime: 1:30.497

1	0	1:40.259	39.072	160	23.886	198	37.301	215	134	11	0	2:05.119	41.119	91	33.034	155	50.966	131	151
2	0	1:31.240	30.520	159	23.607	198	37.113	214	223	12	0	2:07.564	40.013	101	35.467	125	52.084	118	148
3	0	1:30.650	30.176	160	23.383	199	37.091	215	223	13	0	2:05.380	43.397	96	36.862	96	45.121	216	123
4	0	1:30.662	30.127	160	23.494	199	37.041	214	223	14	0	1:31.789	30.614	160	23.675	199	37.500	216	224
5	0	1:30.746	30.284	159	23.407	199	37.055	215	223	15	0	1:31.429	30.421	159	23.698	198	37.310	217	224
6	0	1:30.922	30.073	159	23.600	198	37.249	215	224	16	0	1:31.467	30.350	159	23.796	198	37.321	216	225
7	0	1:31.740	30.252	159	23.675	198	37.813	215	223	17	0	1:31.495	30.340	159	23.773	199	37.382	216	224
8	0	1:41.292	30.803	136	24.557	157	45.932	128	223	18	0	1:31.511	30.412	160	23.691	200	37.408	215	224
9	0	2:04.848	40.922	87	33.183	126	50.743	135	129	19	0	1:32.181	30.577	159	23.815	198	37.789	201	224
10	0	2:02.880	40.176	109	33.263	122	49.441	143	136										

92 Tovilavicius, LTU(#1)

theoretical besttime: 1:31.902

1	1	1:44.206	41.952	159	24.295	197	37.959	213	149	11	1	2:05.269	40.650	85	34.274	118	50.345	106	130
2	1	1:32.347	30.724	158	23.875	198	37.748	213	222	12	1	2:07.263	39.581	100	36.164	117	51.518	131	121
3	1	1:32.529	31.047	159	23.664	198	37.818	212	221	13	1	2:03.395	43.669	85	35.642	102	44.084	213	124
4	1	1:32.575	30.796	158	23.784	197	37.995	212	220	14	1	1:33.791	30.986	158	24.636	189	38.169	212	221
5	1	1:32.189	30.577	158	23.699	196	37.913	212	220	15	1	1:32.590	30.982	158	23.817	197	37.791	212	221
6	1	1:32.168	30.490	159	23.831	196	37.847	211	220	16	1	1:32.867	31.040	159	23.896	196	37.931	212	221
7	1	1:32.566	30.696	158	23.933	195	37.937	211	219	17	1	1:32.877	30.753	158	24.072	195	38.052	212	220
8	1	1:38.746	31.513	157	24.441	159	42.792	166	220	18	1	1:33.270	31.057	158	23.935	195	38.278	210	221
9	1	2:01.463	36.155	82	35.056	112	50.252	131	173	19	1	1:32.812	30.870	158	23.968	196	37.974	211	218
10	1	2:01.795	39.406	91	34.120	136	48.269	132	128										

97 Gruber, AUT(#1)

theoretical besttime: 1:29.866

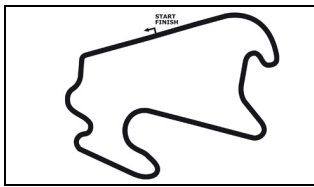
1	0	1:36.917	36.789	160	23.376	198	36.752	213	129	11	0	2:04.231	40.188	116	32.094	142	51.949	147	173
2	0	1:30.236	30.046	161	23.323	198	36.867	213	220	12	0	2:08.172	41.139	107	33.920	120	53.113	147	152
3	0	1:29.986	29.872	160	23.395	199	36.719	213	221	13	0	2:08.101	43.386	97	37.431	81	47.284	212	148
4	0	1:30.195	29.906	160	23.322	199	36.967	214	221	14	0	1:30.331	29.926	160	23.502	197	36.903	214	220
5	0	1:30.171	29.906	160	23.275	199	36.990	214	222	15	0	1:30.440	29.937	160	23.562	198	36.941	214	222
6	0	1:30.382	29.998	161	23.388	198	36.996	214	222	16	0	1:30.482	30.019	160	23.379	198	37.084	214	222
7	0	1:30.819	29.999	161	23.598	198	37.222	213	222	17	0	1:30.933	29.964	160	23.419	199	37.550	215	222
8	0	1:44.048	29.881	160	25.214	136	48.953	136	221	18	0	1:30.854	30.116	160	23.500	198	37.238	214	222

ver: 1.0

www.adac.de/motorsport

Page 2 / 3 printed: 2.8.2020 10:50





ADAC TCR Germany

Sector List Race 1

Provisional



Lausitzring, Length: 3478m

Air temperature: 29.96°C

Track temperature: 32.49°C

Weather condition: Dry

DMSB Reg. Nr.: R-11752/20

Sunday, August 2, 2020 10:15:00

Lap	Id	Time	SE1	SP1	SE2	SP2	SE3	SP3	TSP	Lap	Id	Time	SE1	SP1	SE2	SP2	SE3	SP3	TSP
9	0	2:05.426	40.326	131	31.905	139	53.195	146	135	19	0	1:31.259	30.154	160	23.535	198	37.570	210	222
10	0	2:02.597	38.921	123	32.691	161	50.985	167	171										

98 Seyffert, DEU(#1)

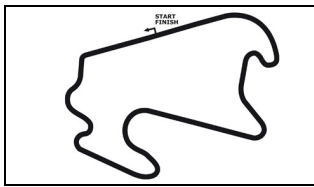
theoretical besttime: 1:30.413

1	0	1:38.854	37.881	161	23.525	201	37.448	215	125	11	0	2:05.051	40.755	107	32.693	154	51.603	148	148
2	0	1:30.770	30.422	161	23.432	200	36.916	217	222	12	0	2:07.887	40.023	110	35.207	117	52.657	122	161
3	0	1:30.616	30.068	161	23.521	200	37.027	217	225	13	0	2:06.321	42.918	109	37.212	83	46.191	216	130
4	0	1:30.545	30.065	161	23.445	201	37.035	216	225	14	0	1:32.215	30.497	161	23.867	198	37.851	219	224
5	0	1:30.788	30.112	161	23.588	201	37.088	216	224	15	0	1:31.375	30.500	162	23.655	200	37.220	218	226
6	0	1:30.886	30.123	162	23.609	200	37.154	216	224	16	0	1:31.276	30.324	162	23.598	201	37.354	218	227
7	0	1:31.460	30.338	161	23.621	200	37.501	216	225	17	0	1:31.236	30.275	161	23.641	201	37.320	218	227
8	0	1:41.577	30.286	161	24.124	177	47.167	129	225	18	0	1:31.843	30.487	161	23.697	201	37.659	216	226
9	0	2:04.963	40.450	98	32.982	124	51.531	134	137	19	0	1:31.578	30.446	161	23.630	201	37.502	217	225
10	0	2:02.693	39.403	107	33.675	134	49.615	149	141										

100 Naumann, DEU(#1)

theoretical besttime: 1:31.065

1	0	1:40.438	39.580	160	23.617	200	37.241	217	144	11	0	2:05.176	40.733	80	34.223	145	50.220	124	135
2	0	1:32.033	30.960	160	23.709	199	37.364	214	225	12	0	2:07.446	39.979	96	36.003	122	51.464	123	135
3	0	1:31.718	31.056	160	23.609	199	37.053	215	224	13	0	2:04.414	43.918	86	35.936	87	44.560	215	122
4	0	1:31.848	30.528	160	23.934	197	37.386	214	225	14	0	1:31.854	30.947	159	23.726	200	37.181	217	224
5	0	1:31.495	30.435	159	23.676	199	37.384	215	223	15	0	1:31.587	30.499	160	23.803	200	37.285	218	226
6	0	1:31.731	30.409	160	23.739	199	37.583	215	224	16	0	1:32.296	30.953	160	23.877	200	37.466	217	228
7	0	1:31.667	30.403	159	23.743	200	37.521	213	224	17	0	1:32.167	30.603	160	23.842	199	37.722	216	226
8	0	1:39.374	30.580	159	25.239	120	43.555	135	221	18	0	1:31.862	30.517	160	24.000	199	37.345	216	225
9	0	2:04.201	39.848	87	34.560	115	49.793	126	133	19	0	1:32.111	30.761	159	23.993	199	37.357	215	226
10	0	2:02.674	39.839	94	33.815	134	49.020	133	132										



ADAC TCR Germany

Top speed list Race 1

Provisional



Lausitzring, Length: 3478m
Air temperature: 29.96°C
Track temperature: 32.49°C
Weather condition: Dry

DMSB Reg. Nr.: R-11752/20

Sunday, August 2, 2020 10:15:00

#	Name (NAT)	Team	Car name	Speed	Lap	Race time
100	Guido Naumann (DEU)	Hyundai Team Engstler (DEU)	Hyundai i30 N TCR	228.63	16	25:59.525
2	Harald Proczyk (AUT)	HP Racing International (DEU)	Hyundai i30 N TCR	227.66	8	10:46.298
98	Jan Seyffert (DEU)	HP Racing International (DEU)	Hyundai i30 N TCR	227.18	16	25:57.880
53	Michelle Halder (DEU)	Profi Car Team Halder (DEU)	Honda Civic TCR	226.70	3	3:16.853
8	Rene Kircher (DEU)	VOLKSWAGEN Team Oettinger (DEU)	VW Golf GTI TCR	226.70	15	24:27.594
13	Antti Buri (FIN)	Hyundai Team Engstler (DEU)	Hyundai i30 N TCR	225.75	15	24:24.996
88	Dominik Fugel (DEU)	Profi Car Honda ADAC Sachsen (DEU)	Honda Civic Type-R TCR	225.75	16	25:58.409
51	Harri Salminen (FIN)	Positione Motorsport (FIN)	VW Golf GTI TCR	224.81	2	1:44.755
17	Albert Legutko (POL)	Albert Legutko Racing (POL)	Honda Civic TCR	224.34	4	4:48.846
92	Dziugas Tovilavicius (LTU)	SKUBA RACING Team (LTU)	VW Golf GTI TCR	222.94	2	1:46.118
97	Nico Gruber (AUT)	Hyundai Team Engstler (DEU)	Hyundai i30 N TCR	222.48	5	6:09.247
7	Mike Halder (DEU)	Profi Car Honda ADAC Sachsen (DEU)	Honda Civic Type-R TCR	222.02	2	1:40.645
55	Marcel Fugel (DEU)	Profi Car Team Halder (DEU)	Honda Civic Type-R TCR	222.02	15	24:29.472