

### DMKM - Mini

### Test-Session 3

Track length: 1.315 Km

Session Started: 14:46:00

Best Lap by: 221 - Devin Titz - 1:16.350

Rank	#	Driver	Nat	Sponsor Entrant	Nat	License E-License	Make	laps	Best Lap	Diff	In Lap	Penalty
1	221	Devin Titz	DEU	CRG Holland	NLD	NKA14835 IBL15521	CRG/TM/Vega	3	1:16.350		3	
2	285	Felix Groneck	DEU	CRG Holland	NLD	NKA16373 IBL15521007	CRG/TM/Vega	2	1:17.015	0.665	2	
3	244	Milan Rossi	DEU	Lanari Racing Team	DEU	NKA13619 KBF17166	KR/IAME/Vega	3	1:17.173	0.823	2	
4	255	Alex Huizer	NLD	CRG Holland	NLD	NKA52410 IBL15521007	CRG/TM /Vega	3	1:17.730	1.380	2	
5	274	Bruno Kortekaas	NLD	CRG Holland	NLD	NKA52405 IBL15521007	CRG/TM/Vega	3	1:18.017	1.667	3	
6	301	Senn Lindeman	NLD	Paauwer Kart Racing	NLD	NKA50470 IBL19655006	Birel ART/TM/Vega	3	1:18.095	1.745	3	
7	222	Carlos Nees	DEU	NEES RACING	DEU	NKA17874 KBF17863	KR/IAME/Vega	1	1:18.258	1.908	1	
8	294	Leo Klok	NLD	Miranda Klok-Holtjer	NLD	NKA52623 BEK52403	Oberon/IAME/Vega	3	1:18.744	2.394	2	
9	219	Gustav Christensen	SWE	CRG Holland	NLD	NKA133604 IBL15521	CRG/TM/Vega	3	1:19.021	2.671	1	
10	211	Presian Stoyanov	DEU	ADAC Berlin-Brandenburg e.V. TR Motorsport	DEU	NKA30339 KBF23400	RS/IAME/Vega	3	1:19.512	3.162	1	
11	209	Alexandre Mgaloblishvili	GEO	CRG Deutschland	DEU	ITF230055 KBF18122	CRG/TM/Vega	3	1:19.534	3.184	3	
12	237	William Sterup Nielsen	DNK	TBA	DNK	NAT A95174 IBL	CRG/TM/VEGA	3	1:19.803	3.453	3	
13	277	Nick Ried	DEU	Lanari Racing Team	DEU	NKA10695 KBF17166	KR/IAME/Vega	3	1:20.026	3.676	2	
14	207	Ruudi Algre	EST	Maranello SRP Factory Team	DEU	NKA26406 KBF38275	Maranello/TM/Vega	2	1:20.128	3.778	1	
15	208	Roman Meister	DEU	TSUNAMI R.T.	ITA	NKA27196 IBL181	KR/IAME/Vega	2	1:20.253	3.903	1	
16	241	Damian Luca Zeller	DEU	APEX Performance	DEU	NKA28615 KBF38438	Maranello/TM/Vega	3	1:20.430	4.080	3	
17	247	Ben Schumacher	DEU	ADAC Team Weser-Ems e.V. CRG Holland	NLD	NKA10666 IBL15521008	CRG/TM/Vega	2	1:20.701	4.351	2	
18	304	Tiberius Müller	DEU	NEES RACING	DEU	NKA21274 KBF38362	Redspeed/IAME/Vega	3	1:20.711	4.361	2	
19	220	Neo Knapp	DEU	Team NKS	DEU	NKA11204 KBF42057	DAB/TM/Vega	3	1:21.724	5.374	2	
20	225	Noel Mannsperger	DEU	NEES RACING	DEU	NKA11122 KBF17863	KR/IAME/Vega	3	1:22.313	5.963	1	
21	266	Lean Kircher	DEU	ADAC Hessen-Thüringen e.V. Ebert Motorsport	DEU	NKA25532 KBF1122393	Alonso Kart/TM/Vega	3	1:23.518	7.168	2	
22	305	Semih Bektas	DEU	AMC Ehingen e.V.	DEU	NKATBA BIC39008	CRG/IAME/Vega	2	1:24.080	7.730	2	
23	224	Paul Bernhard	DEU	ADAC Pfalz e.V. Team75 Bernhard	DEU	NKA1 BIF19567	Energy/TM/Vega	2	1:34.320	17.970	1	
24	302	Jonathan Maier	DEU	7L-Performance	DEU	NKA41248 KBF38668	Tony Kart/TM/Vega	0			0	


Timekeeper  
M.Riehmers

Race Director  
H.Seidel

Page 1/1

These results are provisional until the conclusion of any judicial and technical matters!

Printed: 19.04.2024 / 14:57



INT. ADAC Kartrennen Mülsen

DMKM - Mini

Arena E Mülsen 1,315 Km

Test-Session 3

19.04.2024 14:45

Practice (10:00 Time) started at 14:46:00

Lap	Time of Day	Lap Tm	Diff	S1 Tm	S2 Tm	S3 Tm
<b>(221) Devin Titz</b>						
1	14:49:06.144	<b>1:18.793</b>	+2.443			21.338
2	14:50:22.241	<b>1:17.097</b>	+0.747			<b>20.724</b>
3	14:51:38.591	<b>1:16.350</b>				21.105
<b>(285) Felix Groncek</b>						
1	14:50:19.885	<b>1:33.448</b>	+16.433	48.791	23.396	21.261
2	14:51:36.900	<b>1:17.015</b>		<b>32.672</b>	23.276	<b>21.067</b>
<b>(244) Milan Rossi</b>						
1	14:49:07.792	<b>1:25.168</b>	+7.995	41.266	22.820	21.082
2	14:50:24.965	<b>1:17.173</b>		33.309	22.853	21.011
3	14:51:42.237	<b>1:17.272</b>	+0.099	33.537	22.764	20.971
<b>(255) Alex Huizer</b>						
1	14:49:35.171	<b>1:20.267</b>	+2.537	33.373	24.153	22.741
2	14:50:52.901	<b>1:17.730</b>		<b>32.811</b>	<b>23.208</b>	<b>21.711</b>
3	14:52:13.157	<b>1:20.256</b>	+2.526	34.018	23.278	22.960
<b>(274) Bruno Kortekaas</b>						
1	14:49:17.815	<b>1:20.496</b>	+2.479	34.260	24.149	22.087
2	14:50:38.471	<b>1:20.656</b>	+2.639	34.206	24.621	21.829
3	14:51:56.488	<b>1:18.017</b>		<b>32.900</b>	<b>23.559</b>	<b>21.558</b>
<b>(301) Senn Lindeman</b>						
1	14:49:54.097	<b>2:08.763</b>	+50.668	1:22.310	23.634	22.819
2	14:51:13.857	<b>1:19.760</b>	+1.665	34.351	23.731	21.678
3	14:52:31.952	<b>1:18.095</b>		<b>33.677</b>	<b>23.233</b>	<b>21.185</b>
<b>(222) Carlos Nees</b>						
1	14:49:12.998	<b>1:18.258</b>		<b>33.375</b>	<b>22.892</b>	21.991
<b>(294) Leo Klok</b>						
1	14:49:31.271	<b>1:19.800</b>	+1.056	33.988	23.913	21.899
2	14:50:50.015	<b>1:18.744</b>		<b>33.370</b>	<b>23.809</b>	<b>21.565</b>
3	14:52:20.381	<b>1:30.366</b>	+11.622	33.440	35.052	21.874
<b>(219) Gustav Christensen</b>						
1	14:49:21.639	<b>1:19.021</b>		32.934	24.600	<b>21.487</b>
2	14:50:41.976	<b>1:20.337</b>	+1.316	<b>32.802</b>	25.164	22.371
3	14:52:04.852	<b>1:22.876</b>	+3.855	34.961	25.387	22.528
<b>(211) Presian Stoyanov</b>						
1	14:49:14.959	<b>1:19.512</b>				22.159
2	14:50:50.733	<b>1:35.774</b>	+16.262			<b>21.612</b>
3	14:52:11.341	<b>1:20.608</b>	+1.096			22.773
<b>(209) Alexandre Mgaloblishvili</b>						
1	14:49:20.824	<b>1:22.609</b>	+3.075			21.913
2	14:50:41.340	<b>1:20.516</b>	+0.982			<b>21.590</b>
3	14:52:00.874	<b>1:19.534</b>				21.929
<b>(237) William Sterup Nielsen</b>						
1	14:49:06.774	<b>1:21.561</b>	+1.758	35.687	23.968	21.906
2	14:50:26.629	<b>1:19.855</b>	+0.052	34.743	23.676	<b>21.436</b>
3	14:51:46.432	<b>1:19.803</b>		34.422	<b>23.437</b>	21.944
<b>(277) Nick Ried</b>						
1	14:49:32.580	<b>1:20.055</b>	+0.029	34.474	24.076	<b>21.505</b>
2	14:50:52.606	<b>1:20.026</b>		<b>34.359</b>	<b>23.988</b>	21.679
3	14:52:22.005	<b>1:29.399</b>	+9.373	42.276	25.140	21.983
<b>(207) Ruudi Algre</b>						
1	14:49:21.111	<b>1:20.123</b>		<b>33.675</b>	24.793	21.660
2	14:52:16.218	<b>2:55.107</b>	+1:34.979	50.733	<b>23.146</b>	1:41.228
<b>(208) Roman Meister</b>						
1	14:50:24.789	<b>1:20.253</b>		<b>34.367</b>	<b>23.868</b>	<b>22.018</b>
2	14:51:52.077	<b>1:27.288</b>	+7.035			22.717
<b>(241) Damian Luca Zeller</b>						
1	14:50:01.410	<b>2:03.985</b>	+43.555	35.643		
2	14:51:23.904	<b>1:22.494</b>	+2.064	<b>33.859</b>	24.813	23.822

Lap	Time of Day	Lap Tm	Diff	S1 Tm	S2 Tm	S3 Tm
3	14:52:44.334	<b>1:20.430</b>		33.921	<b>24.194</b>	<b>22.315</b>
<b>(247) Ben Schumacher</b>						
1	14:49:58.444	<b>1:23.532</b>	+2.831			<b>21.993</b>
2	14:51:19.145	<b>1:20.701</b>				22.652
<b>(304) Tiberius Müller</b>						
1	14:49:17.881	<b>1:21.715</b>	+1.004	35.509	24.491	21.715
2	14:50:38.592	<b>1:20.711</b>		<b>34.162</b>	25.144	<b>21.405</b>
3	14:52:13.243	<b>1:34.651</b>	+13.940	48.596	<b>23.845</b>	22.210
<b>(220) Neo Knapp</b>						
1	14:49:23.464	<b>1:25.784</b>	+4.060			23.152
2	14:50:45.188	<b>1:21.724</b>		<b>34.851</b>	<b>24.511</b>	22.362
3	14:52:21.672	<b>1:36.484</b>	+14.760			<b>22.033</b>
<b>(225) Noel Mannsperger</b>						
1	14:49:18.253	<b>1:22.313</b>		35.151	<b>25.668</b>	<b>21.494</b>
2	14:50:41.829	<b>1:23.576</b>	+1.263			21.932
3	14:52:04.400	<b>1:22.571</b>	+0.258			22.184
<b>(266) Lean Kircher</b>						
1	14:49:48.038	<b>1:26.431</b>	+2.913			23.271
2	14:51:11.556	<b>1:23.518</b>				<b>22.450</b>
3	14:52:35.961	<b>1:24.405</b>	+0.887			23.077
<b>(305) Semih Bektas</b>						
1	14:49:55.115	<b>1:40.458</b>	+16.378			26.105
2	14:51:19.195	<b>1:24.080</b>				<b>23.650</b>
<b>(224) Paul Bernhard</b>						
1	14:49:54.217	<b>1:34.320</b>				<b>23.731</b>
2	14:51:31.485	<b>1:37.268</b>	+2.948	35.088	<b>26.120</b>	36.060

Orbits



### DMKM - Mini

### Test-Session 4

Track length: 1.315 Km

Session Started: 16:45:05

Best Lap by: 222 - Carlos Nees - 1:09.542

Rank	#	Driver	Nat	Sponsor Entrant	Nat	License E-License	Make	laps	Best Lap	Diff	In Lap	Penalty
1	222	Carlos Nees	DEU	NEES RACING	DEU	NKA17874 KBF17863	KR/IAME/Vega	7	1:09.542		7	
2	285	Felix Groneck	DEU	CRG Holland	NLD	NKA16373 IBL15521007	CRG/TM/Vega	7	1:09.617	0.075	7	
3	214	Henri Möhring	DEU	ADAC Hessen-Thüringen e.V. TB Racing Team	DEU	NKA16972 KBF12562	KR/IAME/Vega	8	1:10.286	0.744	4	
4	225	Noel Mannsperger	DEU	NEES RACING	DEU	NKA11122 KBF17863	KR/IAME/Vega	8	1:10.534	0.992	8	
5	247	Ben Schumacher	DEU	ADAC Team Weser-Ems e.V. CRG Holland	NLD	NKA10666 IBL15521008	CRG/TM/Vega	7	1:10.786	1.244	7	
6	266	Lean Kircher	DEU	ADAC Hessen-Thüringen e.V. Ebert Motorsport	DEU	NKA25532 KBF1122393	Alonso Kart/TM/Vega	7	1:10.907	1.365	7	
7	237	William Sterup Nielsen	DNK	TBA	DNK	NAT A95174 IBL	CRG/TM/VEGA	7	1:11.394	1.852	7	
8	221	Devin Titz	DEU	CRG Holland	NLD	NKA14835 IBL15521	CRG/TM/Vega	7	1:11.694	2.152	7	
9	304	Tiberius Müller	DEU	NEES RACING	DEU	NKA21274 KBF38362	Redspeed/IAME/Vega	6	1:12.127	2.585	5	
10	301	Senn Lindeman	NLD	Paauwer Kart Racing	NLD	NKA50470 IBL19655006	Birel ART/TM/Vega	6	1:12.155	2.613	6	
11	244	Milan Rossi	DEU	Lanari Racing Team	DEU	NKA13619 KBF17166	KR/IAME/Vega	7	1:12.359	2.817	6	
12	209	Alexandre Mgaloblishvili	GEO	CRG Deutschland	DEU	ITF230055 KBF18122	CRG/TM/Vega	7	1:12.522	2.980	7	
13	255	Alex Huizer	NLD	CRG Holland	NLD	NKA52410 IBL15521007	CRG/TM/Vega	7	1:12.556	3.014	3	
14	294	Leo Klok	NLD	Miranda Klok-Holtjer	NLD	NKA52623 BEK52403	Oberon/IAME/Vega	7	1:12.597	3.055	6	
15	274	Bruno Kortekaas	NLD	CRG Holland	NLD	NKA52405 IBL15521007	CRG/TM/Vega	7	1:12.614	3.072	6	
16	277	Nick Ried	DEU	Lanari Racing Team	DEU	NKA10695 KBF17166	KR/IAME/Vega	7	1:12.637	3.095	5	
17	211	Presian Stoyanov	DEU	ADAC Berlin-Brandenburg e.V. TR Motorsport	DEU	NKA30339 KBF23400	RS/IAME/Vega	3	1:12.889	3.347	3	
18	241	Damian Luca Zeller	DEU	APEX Performance	DEU	NKA28615 KBF38438	Maranello/TM/Vega	7	1:13.451	3.909	5	
19	275	Mico Lionn Schweers	DEU	Swantje Schweers	DEU	NKA26817 BEK26817	Oberon/IAME/Vega	7	1:13.527	3.985	4	
20	207	Ruudi Algri	EST	Maranello SRP Factory Team	DEU	NKA26406 KBF38275	Maranello/TM/Vega	7	1:13.856	4.314	5	
21	208	Roman Meister	DEU	TSUNAMI R.T.	ITA	NKA27196 IBL181	KR/IAME/Vega	7	1:14.036	4.494	7	
22	224	Paul Bernhard	DEU	ADAC Pfalz e.V. Team75 Bernhard	DEU	NKA1 BIF19567	Energy/TM/Vega	7	1:14.236	4.694	7	
23	220	Neo Knapp	DEU	Team NKS	DEU	NKA11204 KBF42057	DAB/TM/Vega	4	1:14.525	4.983	4	
24	305	Semih Bektas	DEU	AMC Ehingen e.V.	DEU	NKATBA BIC39008	CRG/IAME/Vega	5	1:15.047	5.505	2	
25	246	Marvin Zimmermann	DEU	NEES RACING	DEU	NKA10834 KBF38362	KR/IAME/Vega	5	1:15.243	5.701	5	
26	219	Gustav Christensen	SWE	CRG Holland	NLD	NKA133604 IBL15521	CRG/TM/Vega	3	1:15.376	5.834	1	
27	302	Jonathan Maier	DEU	7L-Performance	DEU	NKA41248 KBF38668	Tony Kart/TM/Vega	4	1:18.934	9.392	4	


Timekeeper  
M.Riehmers

Race Director  
H.Seidel

Page 1/1

These results are provisional until the conclusion of any judicial and technical matters!

Printed: 19.04.2024 / 16:56



**INT. ADAC Kartrennen Mülsen**

DMKM - Mini

Arena E Mülsen 1,315 Km

Test-Session 4


19.04.2024 16:45

Practice (10:00 Time) started at 16:45:05

Lap	Time of Day	Lap Tm	Diff	S1 Tm	S2 Tm	S3 Tm
<b>[222] Carlos Nees</b>						
1	16:47:43.324	<b>1:11.657</b>	+2.115			20.520
2	16:48:54.438	<b>1:11.114</b>	+1.572			20.198
3	16:50:05.574	<b>1:11.136</b>	+1.594			20.283
4	16:51:16.436	<b>1:10.862</b>	+1.320			20.275
5	16:52:27.414	<b>1:10.978</b>	+1.436			19.988
6	16:53:38.116	<b>1:10.702</b>	+1.160			19.832
7	16:54:47.658	<b>1:09.542</b>				<b>19.786</b>
<b>[285] Felix Groneck</b>						
1	16:48:07.063	<b>1:12.812</b>	+3.195	31.669	21.227	19.926
2	16:49:18.228	<b>1:11.165</b>	+1.548	30.754	20.543	19.868
3	16:50:30.145	<b>1:11.917</b>	+2.300	30.589	21.265	20.063
4	16:51:40.868	<b>1:10.723</b>	+1.106	30.924	20.046	19.753
5	16:52:52.544	<b>1:11.676</b>	+2.059	31.020	20.813	19.843
6	16:54:02.502	<b>1:09.958</b>	+0.341	<b>30.494</b>	19.881	19.583
7	16:55:12.119	<b>1:09.617</b>		30.566	<b>19.702</b>	<b>19.349</b>
<b>[214] Henri Möhring</b>						
1	16:47:44.361	<b>1:11.235</b>	+0.949			20.089
2	16:48:57.115	<b>1:12.754</b>	+2.468			21.300
3	16:50:08.465	<b>1:11.360</b>	+1.064			20.053
4	16:51:18.751	<b>1:10.286</b>				20.000
5	16:52:29.666	<b>1:10.915</b>	+0.629			20.340
6	16:53:40.267	<b>1:10.601</b>	+0.315			<b>19.823</b>
7	16:54:50.870	<b>1:10.603</b>	+0.317			20.273
8	16:56:02.457	<b>1:11.587</b>	+1.301			20.698
<b>[225] Noel Mannsperger</b>						
1	16:47:50.315	<b>1:14.427</b>	+3.893			20.406
2	16:49:03.533	<b>1:13.218</b>	+2.684			20.257
3	16:50:16.578	<b>1:13.045</b>	+2.511			20.652
4	16:51:28.855	<b>1:12.277</b>	+1.743			20.331
5	16:52:40.776	<b>1:11.921</b>	+1.387			20.345
6	16:53:52.147	<b>1:11.371</b>	+0.837			20.020
7	16:55:03.356	<b>1:11.209</b>	+0.675			<b>19.876</b>
8	16:56:13.890	<b>1:10.534</b>		<b>30.785</b>	<b>19.831</b>	19.918
<b>[247] Ben Schumacher</b>						
1	16:47:55.864	<b>1:16.005</b>	+4.219	32.010	22.572	20.423
2	16:49:09.589	<b>1:13.725</b>	+2.939	31.814	21.645	20.266
3	16:50:23.328	<b>1:13.739</b>	+2.953	31.522	21.947	20.270
4	16:51:36.774	<b>1:13.446</b>	+2.660	31.258	21.415	20.773
5	16:52:48.311	<b>1:11.537</b>	+0.751	30.617	21.073	19.847
6	16:54:00.886	<b>1:12.575</b>	+1.789	31.398	21.171	20.006
7	16:55:11.672	<b>1:10.786</b>		<b>30.604</b>	<b>20.682</b>	<b>19.500</b>
<b>[266] Lean Kircher</b>						
1	16:48:02.024	<b>1:14.167</b>	+3.260			20.390
2	16:49:15.338	<b>1:13.314</b>	+2.407			20.779
3	16:50:28.095	<b>1:12.757</b>	+1.850			20.387
4	16:51:40.462	<b>1:12.367</b>	+1.460			20.577
5	16:52:53.287	<b>1:12.825</b>	+1.918			20.393
6	16:54:04.958	<b>1:11.671</b>	+0.764			20.250
7	16:55:15.865	<b>1:10.907</b>				<b>20.092</b>
<b>[237] William Sterup Nielsen</b>						
1	16:47:51.085	<b>1:14.370</b>	+2.976	32.360	21.730	20.280
2	16:49:04.929	<b>1:13.844</b>	+2.450	32.110	21.563	20.171
3	16:50:18.002	<b>1:13.073</b>	+1.679	31.717	21.516	19.840
4	16:51:30.798	<b>1:12.796</b>	+1.402	31.613	21.382	19.801
5	16:52:42.888	<b>1:12.090</b>	+0.696	<b>31.180</b>	20.961	19.949
6	16:53:54.760	<b>1:11.872</b>	+0.478	31.505	20.568	19.799
7	16:55:06.154	<b>1:11.394</b>		31.315	<b>20.405</b>	<b>19.674</b>
<b>[221] Devin Titz</b>						
1	16:47:54.764	<b>1:14.178</b>	+2.484			20.573
2	16:49:08.240	<b>1:13.476</b>	+1.782			20.729
3	16:50:21.194	<b>1:12.954</b>	+1.260			20.388
4	16:51:33.767	<b>1:12.573</b>	+0.879			20.504
5	16:52:45.982	<b>1:12.215</b>	+0.521			20.190
6	16:53:57.969	<b>1:11.987</b>	+0.293			20.100
7	16:55:09.663	<b>1:11.694</b>				<b>20.029</b>

Lap	Time of Day	Lap Tm	Diff	S1 Tm	S2 Tm	S3 Tm
<b>[304] Tiberius Müller</b>						
1	16:49:23.276	<b>2:01.503</b>	+49.376			20.302
2	16:50:37.248	<b>1:13.972</b>	+1.845			20.044
3	16:51:52.121	<b>1:14.873</b>	+2.746			21.252
4	16:53:05.188	<b>1:13.067</b>	+0.940			20.415
5	16:54:17.315	<b>1:12.127</b>				19.704
6	16:55:29.569	<b>1:12.254</b>	+0.127			<b>19.688</b>
<b>[301] Senn Lindeman</b>						
1	16:47:57.579	<b>1:17.637</b>	+5.482	33.281	22.318	22.038
2	16:49:13.588	<b>1:16.009</b>	+3.854	32.645	23.110	20.254
3	16:52:24.910	<b>3:11.322</b>	+1:59.167	<b>32.020</b>	<b>21.249</b>	<b>20.000</b>
4	16:53:38.261	<b>1:13.851</b>	+1.196			20.104
5	16:54:50.527	<b>1:12.266</b>	+0.111			20.191
6	16:56:02.682	<b>1:12.155</b>				20.200
<b>[244] Milan Rossi</b>						
1	16:47:56.002	<b>1:15.381</b>	+3.022	32.533	22.091	20.757
2	16:49:10.087	<b>1:14.085</b>	+1.726	31.770	21.858	20.457
3	16:50:23.694	<b>1:13.607</b>	+1.248	31.430	21.779	20.398
4	16:51:37.011	<b>1:13.317</b>	+0.958	31.255	21.390	20.672
5	16:52:49.421	<b>1:12.410</b>	+0.051	<b>31.120</b>	21.040	20.250
6	16:54:01.780	<b>1:12.359</b>		31.177	<b>21.015</b>	20.167
7	16:55:14.965	<b>1:13.185</b>	+0.826	31.318	21.768	<b>20.099</b>
<b>[209] Alexandre Mgaloblishvili</b>						
1	16:48:01.454	<b>1:13.960</b>	+1.438			20.124
2	16:49:16.325	<b>1:14.871</b>	+2.349			20.269
3	16:50:41.088	<b>1:24.763</b>	+12.241			20.612
4	16:51:57.153	<b>1:16.065</b>	+3.543			22.867
5	16:53:10.262	<b>1:13.109</b>	+0.587			20.137
6	16:54:24.874	<b>1:14.612</b>	+2.090			20.409
7	16:55:37.396	<b>1:12.522</b>				<b>19.608</b>
<b>[255] Alex Huizer</b>						
1	16:47:53.360	<b>1:13.753</b>	+1.197	31.382	21.798	20.573
2	16:49:07.492	<b>1:14.132</b>	+1.576	31.807	21.655	20.670
3	16:50:20.048	<b>1:12.556</b>		<b>30.919</b>	21.416	20.221
4	16:51:34.247	<b>1:14.199</b>	+1.643	31.473	21.640	21.086
5	16:52:47.425	<b>1:13.178</b>	+0.622	31.322	21.340	20.516
6	16:54:01.476	<b>1:14.051</b>	+1.495	31.628	21.450	20.973
7	16:55:14.412	<b>1:12.936</b>	+0.380	31.458	<b>21.318</b>	<b>20.160</b>
<b>[294] Leo Klok</b>						
1	16:47:57.984	<b>1:14.140</b>	+1.543	31.982	21.803	20.355
2	16:49:13.379	<b>1:15.395</b>	+2.798	32.484	22.746	20.165
3	16:50:26.736	<b>1:13.357</b>	+0.760	31.371	21.685	20.301
4	16:51:40.176	<b>1:13.440</b>	+0.843	31.409	21.519	20.512
5	16:52:53.371	<b>1:13.195</b>	+0.598	31.520	21.345	20.330
6	16:54:05.968	<b>1:12.597</b>		31.708	<b>20.806</b>	<b>20.083</b>
7	16:55:19.212	<b>1:13.244</b>	+0.647	<b>30.869</b>	22.075	20.300
<b>[274] Bruno Kortekaas</b>						
1	16:47:57.433	<b>1:16.246</b>	+3.632	32.266	22.425	21.555
2	16:49:11.187	<b>1:13.754</b>	+1.140	31.988	21.507	20.259
3	16:50:25.746	<b>1:14.559</b>	+1.945	32.328	21.838	20.393
4	16:51:38.869	<b>1:13.123</b>	+0.509	32.021	21.189	<b>19.913</b>
5	16:52:52.859	<b>1:13.990</b>	+1.376	32.357	21.503	20.130
6	16:54:05.473	<b>1:12.514</b>		31.742	<b>20.904</b>	19.968
7	16:55:32.865	<b>1:27.392</b>	+14.778	<b>31.203</b>	35.339	20.850
<b>[277] Nick Ried</b>						
1	16:47:50.887	<b>1:15.069</b>	+2.432	32.972	21.481	20.616
2	16:49:29.407	<b>1:38.520</b>	+25.883	55.740	21.905	20.875
3	16:50:44.924	<b>1:15.517</b>	+2.880	32.992	21.816	20.709
4	16:51:59.619	<b>1:14.695</b>	+2.058	31.889	21.257	21.549
5	16:53:12.256	<b>1:12.537</b>		31.605	<b>20.584</b>	<b>20.448</b>
6	16:54:27.871	<b>1:15.615</b>	+2.978	33.353	21.803	20.459
7	16:55:41.021	<b>1:13.150</b>	+0.513	<b>31.236</b>	21.212	20.702
<b>[211] Presian Stoyanov</b>						
1	16:49:14.998	<b>1:17.311</b>	+4.422			20.561
2	16:53:54.149	<b>4:39.151</b>	+3:26.262			20.496

Orbits





INT. ADAC Kartrennen Mülsen

DMKM - Mini

Arena E Mülsen 1,315 Km

Test-Session 4

19.04.2024 16:45

Practice (10:00 Time) started at 16:45:05

Lap	Time of Day	Lap Tm	Diff	S1 Tm	S2 Tm	S3 Tm	Lap	Time of Day	Lap Tm	Diff	S1 Tm	S2 Tm	S3 Tm
3	16:55:07.038	<b>1:12.889</b>				<b>20.173</b>	2	16:52:24.514	<b>1:22.607</b>	+3.673			23.170
<b>(241) Damian Luca Zeller</b>							3	16:53:44.277	<b>1:19.763</b>	+0.829			22.095
1	16:48:27.312	<b>1:14.692</b>	+1.241	32.432	21.717	20.543	4	16:55:03.211	<b>1:18.934</b>				22.071
2	16:49:42.727	<b>1:15.415</b>	+1.964			20.484							
3	16:51:01.699	<b>1:18.972</b>	+5.521			20.610							
4	16:52:17.204	<b>1:15.505</b>	+2.054	31.955	21.667	21.883							
5	16:53:30.655	<b>1:13.451</b>		<b>31.729</b>	21.428	<b>20.294</b>							
6	16:54:47.242	<b>1:16.587</b>	+3.136	31.992	22.850	21.745							
7	16:56:01.155	<b>1:13.913</b>	+0.462	32.219	<b>21.333</b>	20.361							
<b>(275) Mico Lionn Schweers</b>													
1	16:48:01.059	<b>1:15.330</b>	+1.803	32.390	22.485	20.455							
2	16:49:15.534	<b>1:14.475</b>	+0.948	32.324	21.787	20.364							
3	16:50:29.182	<b>1:13.648</b>	+0.121	31.840	21.712	<b>20.096</b>							
4	16:51:42.709	<b>1:13.527</b>		31.814	21.440	20.273							
5	16:52:56.351	<b>1:13.642</b>	+0.115	<b>31.599</b>	21.494	20.549							
6	16:54:10.721	<b>1:14.370</b>	+0.843	32.804	<b>21.347</b>	20.219							
7	16:55:25.066	<b>1:14.345</b>	+0.818	31.612	21.919	20.814							
<b>(207) Ruudi Algre</b>													
1	16:48:14.003	<b>1:35.350</b>	+21.494	51.239	22.794	21.317							
2	16:49:42.369	<b>1:28.366</b>	+14.510			20.302							
3	16:51:01.518	<b>1:19.149</b>	+5.293			21.436							
4	16:52:17.681	<b>1:16.163</b>	+2.307	32.695	22.582	20.886							
5	16:53:31.537	<b>1:13.856</b>		31.706	<b>22.149</b>	<b>20.001</b>							
6	16:54:46.857	<b>1:15.320</b>	+1.464			20.913							
7	16:56:11.763	<b>1:24.906</b>	+11.050	<b>31.630</b>	33.180	20.096							
<b>(208) Roman Meister</b>													
1	16:48:25.128	<b>1:17.103</b>	+3.067			21.276							
2	16:49:42.305	<b>1:17.177</b>	+3.141	<b>33.286</b>	<b>22.562</b>	21.329							
3	16:51:06.156	<b>1:23.851</b>	+9.815			20.796							
4	16:52:30.019	<b>1:23.863</b>	+9.827			21.583							
5	16:53:44.155	<b>1:14.136</b>	+0.100			20.716							
6	16:54:58.208	<b>1:14.053</b>	+0.017			20.676							
7	16:56:12.244	<b>1:14.036</b>				<b>20.456</b>							
<b>(224) Paul Bernhard</b>													
1	16:48:10.552	<b>1:20.467</b>	+6.231			21.326							
2	16:49:29.239	<b>1:18.687</b>	+4.451			21.247							
3	16:50:48.459	<b>1:19.220</b>	+4.984			21.525							
4	16:52:07.034	<b>1:18.575</b>	+4.339			22.362							
5	16:53:22.256	<b>1:15.222</b>	+0.986			20.623							
6	16:54:38.112	<b>1:15.856</b>	+1.620			20.474							
7	16:55:52.348	<b>1:14.236</b>				<b>20.276</b>							
<b>(220) Neo Knapp</b>													
1	16:50:20.951	<b>3:41.499</b>	+2:26.974	49.735	22.671	20.568							
2	16:51:37.210	<b>1:16.259</b>	+1.734			21.636							
3	16:52:56.450	<b>1:19.240</b>	+4.715			21.091							
4	16:54:10.975	<b>1:14.525</b>				<b>20.267</b>							
<b>(305) Semih Bektas</b>													
1	16:48:03.036	<b>1:15.452</b>	+0.405			<b>20.675</b>							
2	16:49:18.083	<b>1:15.047</b>				20.890							
3	16:50:34.214	<b>1:16.131</b>	+1.084			21.563							
4	16:51:49.850	<b>1:15.636</b>	+0.589			21.614							
5	16:55:53.530	<b>4:03.680</b>	+2:48.633			21.013							
<b>(246) Marvin Zimmermann</b>													
1	16:49:01.297	<b>1:17.222</b>	+1.979			21.755							
2	16:50:17.191	<b>1:15.894</b>	+0.651			21.393							
3	16:52:34.817	<b>2:17.626</b>	+1:02.383			1:23.395							
4	16:54:47.234	<b>2:12.417</b>	+57.174			21.848							
5	16:56:02.477	<b>1:15.243</b>				<b>20.835</b>							
<b>(219) Gustav Christensen</b>													
1	16:49:46.801	<b>1:15.376</b>		32.231	21.739	21.406							
2	16:51:03.468	<b>1:16.667</b>	+1.291	33.566	22.036	<b>21.065</b>							
3	16:52:19.393	<b>1:15.925</b>	+0.549	32.582	21.965	21.378							
<b>(302) Jonathan Maier</b>													
1	16:51:01.907	<b>3:25.687</b>	+2:06.753			25.530							

Orbits



### DMKM - Mini

### Test-Session 5

Track length: 1.315 Km

Session Started: 18:46:40

Best Lap by: 209 - Alexandre Mgaloblishvili - 1:06.020

Rank	#	Driver	Nat	Sponsor Entrant	Nat	License E-License	Make	laps	Best Lap	Diff	In Lap	Penalty
1	209	Alexandre Mgaloblishvili	GEO	CRG Deutschland	DEU	ITF230055 KBF18122	CRG/TM/Vega	8	1:06.020		6	
2	211	Presian Stoyanov	DEU	ADAC Berlin-Brandenburg e.V. TR Motorsport	DEU	NKA30339 KBF23400	RS/IAME/Vega	8	1:06.103	0.083	6	
3	214	Henri Möhring	DEU	ADAC Hessen-Thüringen e.V. TB Racing Team	DEU	NKA16972 KBF12562	KR/IAME/Vega	8	1:06.230	0.210	4	
4	285	Felix Groneck	DEU	CRG Holland	NLD	NKA16373 IBL15521007	CRG/TM/Vega	7	1:06.408	0.388	6	
5	207	Ruudi Algre	EST	Maranello SRP Factory Team	DEU	NKA26406 KBF38275	Maranello/TM/Vega	8	1:06.707	0.687	7	
6	222	Carlos Nees	DEU	NEES RACING	DEU	NKA17874 KBF17863	KR/IAME/Vega	5	1:06.835	0.815	2	
7	233	Ruben Opitz	DEU	NEES RACING	DEU	NKA10450 KBF38362	KR/IAME/Vega	6	1:06.855	0.835	4	
8	247	Ben Schumacher	DEU	ADAC Team Weser-Ems e.V. CRG Holland	NLD	NKA10666 IBL15521008	CRG/TM/Vega	8	1:06.921	0.901	7	
9	304	Tiberius Müller	DEU	NEES RACING	DEU	NKA21274 KBF38362	Redspeed/IAME/Vega	7	1:07.027	1.007	3	
10	241	Damian Luca Zeller	DEU	APEX Performance	DEU	NKA28615 KBF38438	Maranello/TM/Vega	8	1:07.260	1.240	6	
11	237	William Sterup Nielsen	DNK	TBA	DNK	NAT A95174 IBL	CRG/TM/VEGA	6	1:07.351	1.331	4	
12	301	Senn Lindeman	NLD	Paauwer Kart Racing	NLD	NKA50470 IBL19655006	Birel ART/TM/Vega	7	1:07.520	1.500	4	
13	219	Gustav Christensen	SWE	CRG Holland	NLD	NKA133604 IBL15521	CRG/TM/Vega	7	1:07.800	1.780	1	
14	220	Neo Knapp	DEU	Team NKS	DEU	NKA11204 KBF42057	DAB/TM/Vega	6	1:08.163	2.143	5	
15	244	Milan Rossi	DEU	Lanari Racing Team	DEU	NKA13619 KBF17166	KR/IAME/Vega	8	1:08.237	2.217	5	
16	225	Noel Mannsperger	DEU	NEES RACING	DEU	NKA11122 KBF17863	KR/IAME/Vega	6	1:08.379	2.359	4	
17	246	Marvin Zimmermann	DEU	NEES RACING	DEU	NKA10834 KBF38362	KR/IAME/Vega	7	1:08.453	2.433	3	
18	266	Lean Kircher	DEU	ADAC Hessen-Thüringen e.V. Ebert Motorsport	DEU	NKA25532 KBF1122393	Alonso Kart/TM/Vega	5	1:08.469	2.449	4	
19	255	Alex Huizer	NLD	CRG Holland	NLD	NKA52410 IBL15521007	CRG/TM /Vega	5	1:09.904	3.884	5	
20	302	Jonathan Maier	DEU	7L-Performance	DEU	NKA41248 KBF38668	Tony Kart/TM/Vega	6	1:10.133	4.113	4	
21	221	Devin Titz	DEU	CRG Holland	NLD	NKA14835 IBL15521	CRG/TM/Vega	3	1:10.422	4.402	3	
22	274	Bruno Kortekaas	NLD	CRG Holland	NLD	NKA52405 IBL15521007	CRG/TM/Vega	4	1:10.734	4.714	3	
23	305	Semih Bektas	DEU	AMC Ehingen e.V.	DEU	NKATBA BIC39008	CRG/IAME/Vega	6	1:11.424	5.404	4	
24	224	Paul Bernhard	DEU	ADAC Pfalz e.V. Team75 Bernhard	DEU	NKA1 BIF19567	Energy/TM/Vega	4	1:12.425	6.405	3	
25	277	Nick Ried	DEU	Lanari Racing Team	DEU	NKA10695 KBF17166	KR/IAME/Vega	0			0	
26	208	Roman Meister	DEU	TSUNAMI R.T.	ITA	NKA27196 IBL181	KR/IAME/Vega	0			0	
27	275	Mico Lionn Schweers	DEU	Swantje Schweers	DEU	NKA26817 BEK26817	Oberon/IAME/Vega	0			0	
28	294	Leo Klok	NLD	Miranda Klok-Holtjer	NLD	NKA52623 BEK52403	Oberon/IAME/Vega	0			0	


Timekeeper  
M.Riehmers

Race Director  
H.Seidel

Page 1/1

These results are provisional until the conclusion of any judicial and technical matters!

Printed: 19.04.2024 / 18:58



INT. ADAC Kartrennen Mülsen

DMKM - Mini

Arena E Mülsen 1,315 Km

Test-Session 5

19.04.2024 18:45

Practice (10:00 Time) started at 18:46:40

Lap	Time of Day	Lap Tm	Diff	S1 Tm	S2 Tm	S3 Tm
[209] Alexandre Mgaloblishvili						
1	18:49:38.697	1:10.479	+4.459			19.325
2	18:50:47.350	1:08.663	+2.633			19.254
3	18:51:55.778	1:08.428	+2.408			19.043
4	18:53:02.521	1:06.743	+0.723			18.911
5	18:54:08.779	1:06.258	+0.238			19.132
6	18:55:14.799	1:06.020				18.803
7	18:56:22.430	1:07.631	+1.611			19.193
8	18:57:32.809	1:10.379	+4.359			20.999

[211] Presian Stoyanov						
1	18:49:54.133	1:09.284	+3.181			19.740
2	18:51:02.092	1:07.959	+1.856			19.862
3	18:52:10.020	1:07.928	+1.825			19.442
4	18:53:17.346	1:07.326	+1.223			20.310
5	18:54:24.493	1:07.147	+1.044			18.966
6	18:55:30.596	1:06.103				19.103
7	18:56:37.745	1:07.149	+1.046			19.035
8	18:57:47.002	1:09.257	+3.154			19.656

[214] Henri Möhring						
1	18:49:33.228	1:09.997	+3.767			19.529
2	18:50:41.841	1:08.613	+2.383			19.248
3	18:51:50.197	1:08.356	+2.126			19.975
4	18:52:56.427	1:06.230				19.067
5	18:54:03.027	1:06.600	+0.370			19.564
6	18:55:10.248	1:07.221	+0.991			18.863
7	18:56:17.133	1:06.885	+0.655			18.903
8	18:57:27.945	1:10.812	+4.582			20.463

[285] Felix Gronbeck						
1	18:49:55.250	1:07.894	+1.486	29.703	19.317	18.874
2	18:51:03.271	1:08.021	+1.613	28.780	19.356	19.885
3	18:52:10.245	1:06.974	+0.566	28.987	18.668	19.319
4	18:53:16.728	1:06.483	+0.075	29.027	18.390	19.066
5	18:54:23.613	1:06.885	+0.477	29.801	18.355	18.729
6	18:55:30.021	1:06.408		29.040	18.376	18.992
7	18:56:36.457	1:06.436	+0.028	29.041	18.619	18.776

[207] Ruudi Algre						
1	18:49:39.847	1:10.432	+3.725			19.193
2	18:50:48.997	1:09.150	+2.443			19.763
3	18:51:57.285	1:08.288	+1.581			19.243
4	18:53:04.550	1:07.265	+0.558	28.885	19.017	19.363
5	18:54:11.712	1:07.162	+0.455			19.167
6	18:55:18.932	1:07.220	+0.513			19.188
7	18:56:25.639	1:06.707				19.072
8	18:57:34.406	1:08.767	+2.060			19.542

[222] Carlos Nees						
1	18:53:05.450	1:08.350	+1.515			19.985
2	18:54:12.285	1:06.835				19.315
3	18:55:19.221	1:06.936	+0.101			19.259
4	18:56:26.816	1:07.595	+0.760			19.406
5	18:57:35.401	1:08.585	+1.750			19.543

[233] Ruben Opitz						
1	18:51:30.364	1:09.826	+2.971			20.731
2	18:52:38.217	1:07.853	+0.998			19.700
3	18:53:45.609	1:07.392	+0.537			19.283
4	18:54:52.464	1:06.855				19.128
5	18:56:00.345	1:07.881	+1.026			19.892
6	18:57:09.407	1:09.062	+2.207			20.068

[247] Ben Schumacher						
1	18:49:18.479	1:09.745	+2.824	29.923	19.876	19.946
2	18:50:25.832	1:07.353	+0.432			19.008
3	18:51:34.519	1:08.687	+1.766			20.055
4	18:52:41.499	1:06.980	+0.069			19.120
5	18:53:49.569	1:08.070	+1.149			19.261
6	18:54:57.029	1:07.460	+0.539			19.235
7	18:56:03.950	1:06.921				19.223
8	18:57:12.209	1:08.259	+1.338			19.759

[304] Tiberius Müller						
1	18:50:13.336	1:07.471	+0.444			19.186
2	18:51:22.459	1:09.123	+2.096			19.878
3	18:52:29.486	1:07.027				19.144
4	18:53:36.632	1:07.146	+0.119			19.232
5	18:54:44.402	1:07.770	+0.743			19.584
6	18:55:52.147	1:07.745	+0.718			19.242
7	18:57:00.184	1:08.037	+1.010			19.475

[241] Damian Luca Zeller						
1	18:49:45.425	1:09.463	+2.203	30.494	19.521	19.448
2	18:50:56.457	1:11.032	+3.772	29.669	20.468	20.895
3	18:52:06.370	1:09.913	+2.663	30.261	19.582	20.070
4	18:53:15.303	1:08.933	+1.673	30.371	19.238	19.324
5	18:54:22.738	1:07.435	+0.175	29.405	18.727	19.303
6	18:55:29.998	1:07.260		29.274	18.708	19.278
7	18:56:37.640	1:07.642	+0.382	29.602	18.736	19.304
8	18:57:47.504	1:09.864	+2.604	30.493	19.343	20.028

[237] William Sterup Nielsen						
1	18:51:39.748	1:07.976	+0.625	29.623	18.932	19.421
2	18:52:48.147	1:08.399	+1.048	29.756	19.472	19.171
3	18:53:56.902	1:08.755	+1.404	29.905	19.084	19.766
4	18:55:04.253	1:07.351		29.731	18.627	18.993
5	18:56:12.508	1:08.255	+0.904	29.432	18.767	20.056
6	18:57:21.671	1:09.163	+1.812	30.324	19.196	19.643

[301] Senn Lindeman						
1	18:49:19.730	1:08.958	+1.438	30.040	19.283	19.635
2	18:50:27.477	1:07.747	+0.227	29.597	18.929	19.221
3	18:51:36.761	1:09.284	+1.764			19.357
4	18:52:44.281	1:07.520				19.303
5	18:53:52.039	1:07.758	+0.238			19.521
6	18:55:00.248	1:08.209	+0.689			19.644
7	18:56:08.625	1:08.377	+0.857			19.741

[219] Gustav Christensen						
1	18:50:36.864	1:07.800		29.301	19.247	19.252
2	18:51:45.118	1:08.254	+0.454	29.447	19.380	19.427
3	18:52:53.130	1:08.012	+0.212	29.137	19.649	19.226
4	18:54:01.619	1:08.489	+0.689	29.617	19.407	19.465
5	18:55:10.210	1:08.591	+0.791	29.784	19.367	19.440
6	18:56:19.078	1:08.868	+1.068	29.863	19.561	19.444
7	18:57:31.580	1:12.502	+4.702	30.018	20.305	22.179

[220] Neo Knapp						
1	18:49:34.730	1:13.931	+5.768			19.867
2	18:50:45.024	1:10.294	+2.131	30.731	19.931	19.632
3	18:51:53.870	1:08.846	+0.683	30.129	19.276	19.441
4	18:53:05.621	1:11.751	+3.588	30.497	20.040	21.214
5	18:54:13.784	1:08.163				19.371
6	18:57:45.190	3:31.406	+2:23.243	2:32.198	36.114	23.094

[244] Milan Rossi						
1	18:49:26.156	1:11.349	+3.112	30.539	20.954	19.856
2	18:50:35.860	1:09.704	+1.467	30.049	20.254	19.401
3	18:51:44.568	1:08.708	+0.471	29.637	19.919	19.152
4	18:52:53.523	1:08.955	+0.718	29.590	20.188	19.177
5	18:54:01.760	1:08.237		29.627	19.336	19.274
6	18:55:11.374	1:09.614	+1.377	29.762	20.089	19.763
7	18:56:20.119	1:08.745	+0.508	29.875	19.685	19.185
8	18:57:32.244	1:12.125	+3.888	30.744	20.738	20.643

[225] Noel Mannsperger						
1	18:51:41.022	1:09.294	+0.915			19.629
2	18:52:49.810	1:08.788	+0.409			19.545
3	18:53:59.124	1:09.314	+0.935			19.902
4	18:55:07.503	1:08.379				19.266
5	18:56:15.943	1:08.440	+0.061			19.608
6	18:57:26.449	1:10.506	+2.127	30.432	19.601	20.473

[246] Marvin Zimmermann						
1	18:49:53.183	1:23.576	+15.123			20.699

Orbits



INT. ADAC Kartrennen Mülsen

DMKM - Mini

Arena E Mülsen 1,315 Km

Test-Session 5

19.04.2024 18:45

Practice (10:00 Time) started at 18:46:40

Lap	Time of Day	Lap Tm	Diff	S1 Tm	S2 Tm	S3 Tm	Lap	Time of Day	Lap Tm	Diff	S1 Tm	S2 Tm	S3 Tm
2	18:51:03.504	<b>1:10.321</b>	+1.868			20.254							
3	18:52:11.957	<b>1:08.453</b>				<b>19.621</b>							
4	18:53:20.717	<b>1:08.760</b>	+0.307			19.850							
5	18:54:30.561	<b>1:09.844</b>	+1.391			20.480							
6	18:55:41.398	<b>1:10.837</b>	+2.384			20.586							
7	18:56:53.237	<b>1:11.839</b>	+3.386			21.123							
<b>(266) Lean Kircher</b>													
1	18:51:08.318	<b>1:10.351</b>	+1.882			21.378							
2	18:52:17.090	<b>1:08.772</b>	+0.303			19.770							
3	18:53:25.760	<b>1:08.670</b>	+0.201			19.717							
4	18:54:34.229	<b>1:08.469</b>				19.627							
5	18:55:43.616	<b>1:09.387</b>	+0.918			19.702							
<b>(255) Alex Huizer</b>													
1	18:49:44.532	<b>1:15.093</b>	+5.189	32.986	21.460	20.647							
2	18:50:56.159	<b>1:11.627</b>	+1.723	<b>30.290</b>	20.603	20.734							
3	18:52:06.303	<b>1:10.144</b>	+0.240	30.324	<b>19.699</b>	20.121							
4	18:53:16.481	<b>1:10.178</b>	+0.274	30.357	20.081	19.740							
5	18:54:26.385	<b>1:09.904</b>		30.325	20.057	<b>19.522</b>							
<b>(302) Jonathan Maier</b>													
1	18:51:35.395	<b>2:15.641</b>	+1:05.508			1:24.187							
2	18:52:46.737	<b>1:11.342</b>	+1.209			20.709							
3	18:53:57.241	<b>1:10.504</b>	+0.371			20.505							
4	18:55:07.374	<b>1:10.133</b>		<b>30.743</b>	<b>19.443</b>	<b>19.947</b>							
5	18:56:17.772	<b>1:10.398</b>	+0.265			20.371							
6	18:57:30.632	<b>1:12.860</b>	+2.727	30.908	20.394	21.558							
<b>(221) Devin Titz</b>													
1	18:49:44.196	<b>1:14.842</b>	+4.420	32.909	21.274	20.659							
2	18:50:55.778	<b>1:11.582</b>	+1.160	30.482	20.489	20.611							
3	18:52:06.200	<b>1:10.422</b>		<b>30.328</b>	<b>19.786</b>	<b>20.308</b>							
<b>(274) Bruno Kortekaas</b>													
1	18:50:25.451	<b>1:12.707</b>	+1.973	32.270	20.565	19.872							
2	18:51:38.222	<b>1:12.771</b>	+2.037	31.835	20.795	20.141							
3	18:52:48.956	<b>1:10.734</b>		<b>30.462</b>	20.792	<b>19.480</b>							
4	18:53:59.946	<b>1:10.990</b>	+0.256	30.518	<b>20.426</b>	20.046							
<b>(305) Semih Bektas</b>													
1	18:49:54.968	<b>1:15.622</b>	+4.198			20.711							
2	18:51:08.514	<b>1:13.546</b>	+2.122			21.913							
3	18:52:21.484	<b>1:12.970</b>	+1.546			20.206							
4	18:53:32.908	<b>1:11.424</b>				<b>20.023</b>							
5	18:54:44.922	<b>1:12.014</b>	+0.590			20.295							
6	18:55:56.568	<b>1:11.646</b>	+0.222			20.461							
<b>(224) Paul Bernhard</b>													
1	18:50:08.020	<b>1:17.013</b>	+4.588			20.478							
2	18:51:25.433	<b>1:17.413</b>	+4.988			23.032							
3	18:52:37.858	<b>1:12.425</b>				<b>19.957</b>							
4	18:53:50.514	<b>1:12.656</b>	+0.231			20.291							





### DMKM - Mini

### Free Practice

Track length: 1.315 Km

Session Started: 10:01:29

Best Lap by: 285 - Felix Groneck - 1:13.212

Rank	#	Driver	Nat	Sponsor Entrant	Nat	License E-License	Make	laps	Best Lap	Diff	In Lap	Penalty
1	285	Felix Groneck	DEU	CRG Holland	NLD	NKA16373 IBL15521007	CRG/TM/Vega	7	1:13.212		7	
2	222	Carlos Nees	DEU	NEES RACING	DEU	NKA17874 KBF17863	KR/IAME/Vega	4	1:13.737	0.525	4	
3	221	Devin Titz	DEU	CRG Holland	NLD	NKA14835 IBL15521	CRG/TM/Vega	6	1:13.919	0.707	3	
4	244	Milan Rossi	DEU	Lanari Racing Team	DEU	NKA13619 KBF17166	KR/IAME/Vega	7	1:13.962	0.750	5	
5	304	Tiberius Müller	DEU	NEES RACING	DEU	NKA21274 KBF17863	Redspeed/IAME/Vega	7	1:14.074	0.862	7	
6	214	Henri Möhring	DEU	ADAC Hessen-Thüringen e.V. TB Racing Team	DEU	NKA16972 KBF38262	KR/IAME/Vega	6	1:14.172	0.960	4	
7	219	Gustav Christensen	SWE	CRG Holland	NLD	NKA133604 IBL15521	CRG/TM/Vega	7	1:14.690	1.478	3	
8	274	Bruno Kortekaas	NLD	CRG Holland	NLD	NKA52405 IBL15521007	CRG/TM/Vega	7	1:14.779	1.567	5	
9	211	Presian Stoyanov	DEU	ADAC Berlin-Brandenburg e.V. TR Motorsport	DEU	NKA30339 KBF42809	RS/IAME/Vega	7	1:14.839	1.627	7	
10	277	Nick Ried	DEU	Lanari Racing Team	DEU	NKA10695 KBF17166	KR/IAME/Vega	7	1:14.932	1.720	7	
11	301	Senn Lindeman	NLD	Paauwer Kart Racing	NLD	NKA50470 IBL19655006	Birel ART/TM/Vega	7	1:14.990	1.778	7	
12	237	William Sterup Nielsen	DNK	Rene Nielsen	DNK	NAT A95174 IBL75556	CRG/TM/VEGA	7	1:15.212	2.000	7	
13	225	Noel Mannsperger	DEU	NEES RACING	DEU	NKA11122 KBF17863	KR/IAME/Vega	6	1:15.360	2.148	6	
14	294	Leo Klok	NLD	Miranda Klok-Holtjer	NLD	NKA52623 BEK52403	Oberon/IAME/Vega	6	1:15.393	2.181	4	
15	255	Alex Huizer	NLD	CRG Holland	NLD	NKA52410 IBL15521007	CRG/TM /Vega	7	1:15.407	2.195	7	
16	247	Ben Schumacher	DEU	ADAC Team Weser-Ems e.V. CRG Holland	NLD	NKA10666 IBL15521008	CRG/TM/Vega	7	1:15.544	2.332	7	
17	233	Ruben Opitz	DEU	NEES RACING	DEU	NKA10450 KBF38362	KR/IAME/Vega	6	1:15.709	2.497	3	
18	207	Ruudi Algre	EST	Maranello SRP Factory Team	DEU	NKA26406 KBF38275	Maranello/TM/Vega	6	1:15.883	2.671	3	
19	241	Damian Luca Zeller	DEU	APEX Performance	DEU	NKA28615 KBF38438	Maranello/TM/Vega	6	1:16.053	2.841	5	
20	305	Semih Bektas	DEU	AMC Ehingen e.V.	DEU	NKA42993 BIC39008	CRG/IAME/Vega	5	1:17.362	4.150	4	
21	266	Lean Kircher	DEU	ADAC Hessen-Thüringen e.V. Ebert Motorsport	DEU	NKA25532 KBF38528	Alonso Kart/TM/Vega	6	1:17.422	4.210	5	
22	246	Marvin Zimmermann	DEU	NEES RACING	DEU	NKA10834 KBF17863	KR/IAME/Vega	7	1:17.837	4.625	5	
23	275	Mico Lionn Schweers	DEU	Swantje Schweers	DEU	NKA26817 BEK26817	Oberon/IAME/Vega	5	1:18.044	4.832	4	
24	220	Neo Knapp	DEU	Team NKS	DEU	NKA11204 KBF42057	DAB/TM/Vega	6	1:18.523	5.311	4	
25	224	Paul Bernhard	DEU	ADAC Pfalz e.V. Team75 Bernhard	DEU	NKA41687 BIF38465	Energy/TM/Vega	4	1:18.758	5.546	1	
26	209	Alexandre Mgaloblishvili	GEO	CRG Deutschland	DEU	NKA230055 KBF18122	CRG/TM/Vega	6	1:19.238	6.026	6	
27	302	Jonathan Maier	DEU	7L-Performance	DEU	NKA41248 KBF38668	Tony Kart/TM/Vega	5	1:24.874	11.662	4	
28	208	Roman Meister	DEU	TSUNAMI R.T.	ITA	NKA27196 IBL181	KR/IAME/Vega	0			0	


Timekeeper  
M.Riehmers

Race Director  
H.Seidel

Page 1/1

These results are provisional until the conclusion of any judicial and technical matters!

Printed: 20.04.2024 / 10:16



INT. ADAC Kartrennen Mülsen

DMKM - Mini

Arena E Mülsen 1,315 Km

Free Practice

20.04.2024 10:00

Practice (10:00 Time) started at 10:01:29

Lap	Time of Day	Lap Tm	Diff	S1 Tm	S2 Tm	S3 Tm
<b>(285) Felix Groneck</b>						
1	10:04:35.439	<b>1:17.369</b>	+4.157	33.529	22.686	21.154
2	10:05:51.883	<b>1:16.444</b>	+3.232	34.156	21.626	20.662
3	10:07:07.107	<b>1:15.224</b>	+2.012	32.165	22.162	20.897
4	10:08:21.203	<b>1:14.096</b>	+0.884	32.072	21.738	<b>20.286</b>
5	10:09:35.208	<b>1:14.005</b>	+0.793	<b>31.548</b>	21.845	20.612
6	10:10:49.079	<b>1:13.871</b>	+0.659	31.655	21.540	20.676
7	10:12:02.291	<b>1:13.212</b>		31.563	<b>21.200</b>	20.449
<b>(222) Carlos Nees</b>						
1	10:05:38.966	<b>1:15.885</b>	+2.148			21.001
2	10:07:07.168	<b>1:28.202</b>	+14.465			21.357
3	10:08:21.756	<b>1:14.588</b>	+0.851			<b>20.694</b>
4	10:09:35.493	<b>1:13.737</b>				20.748
<b>(221) Devin Titz</b>						
1	10:05:12.562	<b>1:17.059</b>	+3.140	32.709	23.710	20.640
2	10:06:28.079	<b>1:15.517</b>	+1.598	31.903	22.854	20.760
3	10:07:41.998	<b>1:13.919</b>		<b>31.588</b>	<b>21.835</b>	<b>20.496</b>
4	10:09:11.718	<b>1:29.720</b>	+15.801	31.639	35.410	22.671
5	10:10:26.752	<b>1:15.034</b>	+1.115	32.235	22.047	20.752
6	10:11:55.528	<b>1:28.776</b>	+14.857	44.722	22.697	21.357
<b>(244) Milan Rossi</b>						
1	10:04:26.099	<b>1:15.719</b>	+1.757	32.506	22.547	20.666
2	10:05:42.197	<b>1:16.098</b>	+2.136	33.314	22.090	20.694
3	10:06:57.076	<b>1:14.879</b>	+0.917	31.934	22.293	20.652
4	10:08:11.407	<b>1:14.331</b>	+0.369	31.699	<b>22.047</b>	20.585
5	10:09:25.369	<b>1:13.962</b>		<b>31.474</b>	22.099	<b>20.389</b>
6	10:10:40.461	<b>1:15.092</b>	+1.130	31.929	22.262	20.901
7	10:11:55.927	<b>1:15.466</b>	+1.504			21.218
<b>(304) Tiberius Müller</b>						
1	10:05:06.621	<b>1:18.507</b>	+4.433			20.950
2	10:06:22.359	<b>1:15.798</b>	+1.664			20.721
3	10:07:37.671	<b>1:15.312</b>	+1.238			20.813
4	10:08:53.606	<b>1:15.935</b>	+1.861			20.504
5	10:10:08.437	<b>1:14.831</b>	+0.757			20.401
6	10:11:23.343	<b>1:14.906</b>	+0.832			21.091
7	10:12:37.417	<b>1:14.074</b>				<b>20.299</b>
<b>(214) Henri Möhring</b>						
1	10:04:19.106	<b>1:16.364</b>	+2.192			20.581
2	10:05:40.188	<b>1:21.082</b>	+6.910			20.552
3	10:06:54.469	<b>1:14.281</b>	+0.109			<b>20.288</b>
4	10:08:08.641	<b>1:14.172</b>				20.442
5	10:10:15.757	<b>2:07.116</b>	+52.944			20.643
6	10:12:10.951	<b>1:55.194</b>	+41.022	<b>1:10.581</b>	<b>24.273</b>	20.340
<b>(219) Gustav Christensen</b>						
1	10:04:22.664	<b>1:16.456</b>	+1.766			20.718
2	10:05:39.160	<b>1:16.496</b>	+1.806			20.741
3	10:06:53.850	<b>1:14.690</b>				20.618
4	10:08:08.930	<b>1:15.080</b>	+0.390			20.916
5	10:09:23.881	<b>1:14.951</b>	+0.261			20.569
6	10:10:39.109	<b>1:15.228</b>	+0.538			<b>20.389</b>
7	10:11:55.590	<b>1:16.481</b>	+1.791			21.417
<b>(274) Bruno Kortekaas</b>						
1	10:04:23.353	<b>1:16.430</b>	+1.651	33.229	22.537	20.664
2	10:05:39.305	<b>1:15.952</b>	+1.173	32.522	22.921	20.509
3	10:06:54.773	<b>1:15.468</b>	+0.689	32.386	22.778	20.304
4	10:08:09.714	<b>1:14.941</b>	+0.162	<b>32.060</b>	22.628	20.253
5	10:09:24.493	<b>1:14.779</b>		32.202	22.384	<b>20.193</b>
6	10:10:39.443	<b>1:14.950</b>	+0.171	32.262	<b>22.078</b>	20.610
7	10:11:55.083	<b>1:15.640</b>	+0.861	32.299	22.559	20.782
<b>(211) Presian Stoyanov</b>						
1	10:04:38.129	<b>1:19.899</b>	+5.060			21.881
2	10:05:55.194	<b>1:17.065</b>	+2.226			21.270
3	10:07:11.541	<b>1:16.347</b>	+1.508			21.179
4	10:08:27.872	<b>1:16.331</b>	+1.492			20.920
5	10:09:45.114	<b>1:17.242</b>	+2.403			20.707

Lap	Time of Day	Lap Tm	Diff	S1 Tm	S2 Tm	S3 Tm
6	10:11:00.109	<b>1:14.995</b>	+0.156			<b>20.439</b>
7	10:12:14.948	<b>1:14.839</b>				20.987
<b>(277) Nick Ried</b>						
1	10:04:28.958	<b>1:17.181</b>	+2.249	33.728	22.794	20.659
2	10:05:45.363	<b>1:16.405</b>	+1.473	33.296	22.237	20.872
3	10:07:01.824	<b>1:16.461</b>	+1.529	33.380	22.278	20.803
4	10:08:18.573	<b>1:16.749</b>	+1.817	33.086	22.940	20.723
5	10:09:49.167	<b>1:30.594</b>	+15.662	<b>32.020</b>	38.067	<b>20.507</b>
6	10:11:04.383	<b>1:15.216</b>	+0.284	32.481	<b>21.970</b>	20.765
7	10:12:19.315	<b>1:14.932</b>		32.153	22.122	20.657
<b>(301) Senn Lindeman</b>						
1	10:04:30.330	<b>1:18.752</b>	+3.762	33.736	23.828	21.188
2	10:05:48.407	<b>1:18.077</b>	+3.087	33.812	23.280	20.985
3	10:07:06.221	<b>1:17.814</b>	+2.824	33.266	23.418	21.130
4	10:08:24.456	<b>1:18.235</b>	+3.245	34.064	22.903	21.268
5	10:09:41.172	<b>1:16.716</b>	+1.726	<b>33.101</b>	<b>22.728</b>	20.887
6	10:10:59.532	<b>1:18.360</b>	+3.370			21.018
7	10:12:14.522	<b>1:14.990</b>				<b>20.803</b>
<b>(237) William Sterup Nielsen</b>						
1	10:04:30.997	<b>1:18.008</b>	+2.791	33.606	23.443	20.954
2	10:05:48.548	<b>1:17.551</b>	+2.339	33.624	22.959	20.968
3	10:07:06.347	<b>1:17.799</b>	+2.587	33.396	23.525	20.878
4	10:08:24.170	<b>1:17.823</b>	+2.611	34.429	22.594	20.800
5	10:09:39.720	<b>1:15.550</b>	+0.338	32.327	22.678	20.545
6	10:10:55.393	<b>1:15.673</b>	+0.461	32.356	<b>22.565</b>	20.752
7	10:12:10.605	<b>1:15.212</b>		<b>31.981</b>	22.775	<b>20.456</b>
<b>(225) Noel Mannsperger</b>						
1	10:05:16.335	<b>1:27.384</b>	+12.024	33.799	31.499	22.086
2	10:06:34.736	<b>1:18.401</b>	+3.041			21.521
3	10:07:50.341	<b>1:15.605</b>	+0.245	<b>32.813</b>	<b>21.721</b>	<b>21.071</b>
4	10:09:06.178	<b>1:15.837</b>	+0.477			21.238
5	10:11:23.416	<b>2:17.238</b>	+1:01.878	1:32.797	22.857	21.584
6	10:12:38.776	<b>1:15.360</b>				21.077
<b>(294) Leo Klok</b>						
1	10:05:16.590	<b>2:00.857</b>	+45.464	1:09.997	29.649	21.211
2	10:06:45.062	<b>1:28.472</b>	+13.079	33.425	33.243	21.804
3	10:08:01.587	<b>1:16.525</b>	+1.132	31.947	23.797	20.781
4	10:09:16.980	<b>1:15.393</b>		<b>31.743</b>	22.836	20.814
5	10:10:38.560	<b>1:21.580</b>	+6.187	31.917	28.963	20.700
6	10:11:54.318	<b>1:15.758</b>	+0.365	32.364	<b>22.738</b>	<b>20.656</b>
<b>(255) Alex Huizer</b>						
1	10:04:52.437	<b>1:17.462</b>	+2.055	33.223	23.456	20.783
2	10:06:09.089	<b>1:16.652</b>	+1.245	32.367	23.031	21.254
3	10:07:25.368	<b>1:16.279</b>	+0.872	32.265	22.864	21.150
4	10:08:42.726	<b>1:17.358</b>	+1.951	33.245	22.972	21.141
5	10:10:00.337	<b>1:17.611</b>	+2.204	33.442	23.476	<b>20.693</b>
6	10:11:15.797	<b>1:15.460</b>	+0.053			20.892
7	10:12:31.204	<b>1:15.407</b>		<b>31.865</b>	<b>22.697</b>	20.845
<b>(247) Ben Schumacher</b>						
1	10:04:27.701	<b>1:18.978</b>	+3.434			20.896
2	10:05:45.152	<b>1:17.451</b>	+1.907	33.212	23.403	20.836
3	10:07:01.452	<b>1:16.300</b>	+0.756			<b>20.611</b>
4	10:08:19.238	<b>1:17.786</b>	+2.242			20.938
5	10:09:35.315	<b>1:16.077</b>	+0.533			20.822
6	10:10:51.742	<b>1:16.427</b>	+0.883	<b>32.741</b>	<b>22.723</b>	20.963
7	10:12:07.286	<b>1:15.544</b>				20.681
<b>(233) Ruben Opitz</b>						
1	10:05:20.762	<b>1:27.956</b>	+12.247			21.573
2	10:06:39.073	<b>1:18.311</b>	+2.602			21.078
3	10:07:54.782	<b>1:15.709</b>				<b>20.681</b>
4	10:09:11.051	<b>1:16.269</b>	+0.560			20.751
5	10:10:27.766	<b>1:16.715</b>	+1.006			20.776
6	10:11:51.167	<b>1:23.401</b>	+7.692			21.360
<b>(207) Ruudi Algre</b>						
1	10:05:21.063	<b>1:18.114</b>	+2.231	33.974	22.959	21.181

Orbits



INT. ADAC Kartrennen Mülsen

DMKM - Mini


Arena E Mülsen 1,315 Km

Free Practice

20.04.2024 10:00

Practice (10:00 Time) started at 10:01:29

Lap	Time of Day	Lap Tm	Diff	S1 Tm	S2 Tm	S3 Tm	Lap	Time of Day	Lap Tm	Diff	S1 Tm	S2 Tm	S3 Tm
2	10:06:38.637	<b>1:17.574</b>	+1.691	33.533	23.281	20.760							
3	10:07:54.520	<b>1:15.893</b>		32.638	22.481	20.764							
4	10:09:10.528	<b>1:16.008</b>	+0.125	<b>32.358</b>	22.842	20.808							
5	10:10:26.589	<b>1:16.061</b>	+0.178	32.771	<b>22.431</b>	20.859							
6	10:11:44.240	<b>1:17.651</b>	+1.768			<b>20.433</b>							
<b>(241) Damian Luca Zeller</b>													
1	10:06:14.011	<b>1:22.687</b>	+6.634	35.603	24.725	22.359							
2	10:06:34.549	<b>1:20.538</b>	+4.485	34.749	24.254	21.535							
3	10:07:53.973	<b>1:19.424</b>	+3.371	33.480	23.199	22.745							
4	10:09:10.291	<b>1:16.318</b>	+0.265	<b>32.605</b>	22.896	20.817							
5	10:10:26.344	<b>1:16.053</b>		32.625	<b>22.619</b>	<b>20.809</b>							
6	10:11:44.802	<b>1:18.458</b>	+2.405	33.085	24.208	21.165							
<b>(305) Semih Bektas</b>													
1	10:06:14.906	<b>1:19.483</b>	+2.121			21.712							
2	10:06:46.649	<b>1:31.744</b>	+14.382			21.511							
3	10:08:04.022	<b>1:17.373</b>	+0.011			21.549							
4	10:09:21.384	<b>1:17.362</b>				21.451							
5	10:12:26.139	<b>3:04.765</b>	+1.47.393			<b>21.303</b>							
<b>(266) Lean Kircher</b>													
1	10:04:48.430	<b>1:32.787</b>	+15.365			22.025							
2	10:06:06.984	<b>1:18.554</b>	+1.132			21.839							
3	10:07:24.604	<b>1:17.620</b>	+0.198			21.623							
4	10:09:08.762	<b>1:44.168</b>	+26.736			21.859							
5	10:10:26.184	<b>1:17.422</b>				21.599							
6	10:11:43.990	<b>1:17.806</b>	+0.384			<b>21.446</b>							
<b>(246) Marvin Zimmermann</b>													
1	10:04:38.441	<b>1:20.651</b>	+2.814			22.389							
2	10:05:56.600	<b>1:18.169</b>	+0.322			21.426							
3	10:07:14.506	<b>1:17.906</b>	+0.069			22.009							
4	10:08:34.198	<b>1:19.692</b>	+1.855			21.861							
5	10:09:52.035	<b>1:17.837</b>				21.853							
6	10:11:09.882	<b>1:17.847</b>	+0.010			<b>21.408</b>							
7	10:12:36.965	<b>1:27.083</b>	+9.246			21.846							
<b>(275) Mico Lionn Schweers</b>													
1	10:04:38.865	<b>1:20.483</b>	+2.439			21.942							
2	10:06:01.593	<b>1:22.728</b>	+4.684	<b>33.958</b>	27.150	21.620							
3	10:07:20.172	<b>1:18.579</b>	+0.535			21.740							
4	10:08:38.216	<b>1:18.044</b>				22.059							
5	10:09:56.846	<b>1:18.630</b>	+0.586			<b>21.590</b>							
<b>(220) Neo Knapp</b>													
1	10:04:54.921	<b>1:21.506</b>	+2.982			21.907							
2	10:06:14.349	<b>1:19.428</b>	+0.905			21.643							
3	10:07:33.466	<b>1:19.117</b>	+0.594			21.850							
4	10:08:51.989	<b>1:18.523</b>				21.623							
5	10:10:10.580	<b>1:18.591</b>	+0.068			<b>21.216</b>							
6	10:11:29.435	<b>1:18.865</b>	+0.332			22.251							
<b>(224) Paul Bernhard</b>													
1	10:04:25.604	<b>1:18.768</b>				<b>21.163</b>							
2	10:07:24.366	<b>2:58.762</b>	+1:40.004			21.711							
3	10:08:44.283	<b>1:19.917</b>	+1.159			21.568							
4	10:10:03.522	<b>1:19.239</b>	+0.481			21.733							
<b>(209) Alexandre Mgaloblishvili</b>													
1	10:04:59.020	<b>1:21.591</b>	+2.353			22.460							
2	10:06:18.525	<b>1:19.505</b>	+0.267			21.633							
3	10:07:38.620	<b>1:20.095</b>	+0.857			23.289							
4	10:08:58.258	<b>1:19.638</b>	+0.400			22.008							
5	10:10:20.260	<b>1:22.002</b>	+2.764			25.223							
6	10:11:39.498	<b>1:19.238</b>				<b>21.321</b>							
<b>(302) Jonathan Maier</b>													
1	10:05:22.271	<b>1:32.363</b>	+7.489	<b>40.899</b>	<b>26.287</b>	25.177							
2	10:06:49.102	<b>1:26.831</b>	+1.957			24.102							
3	10:08:39.038	<b>1:49.936</b>	+25.062			23.830							
4	10:10:03.912	<b>1:24.874</b>				<b>23.220</b>							
5	10:11:29.665	<b>1:25.763</b>	+0.879			24.379							



**DMKM - Mini**

**Qualifying Practice**

Track length: 1.315 Km

Session Started: 11:51:41


Best Lap by: 214 - Henri Möhring - 1:10.955

Rank	#	Driver	Nat	Sponsor Entrant	Nat	License E-License	Make	laps	Best Lap	Diff	In Lap	Penalty
1	214	Henri Möhring	DEU	ADAC Hessen-Thüringen e.V. TB Racing Team	DEU	NKA16972 KBF38262	KR/IAME/Vega	4	1:10.955		4	
2	304	Tiberius Müller	DEU	NEES RACING	DEU	NKA21274 KBF17863	Redspeed/IAME/Vega	4	1:11.262	0.307	4	
3	207	Ruudi Algre	EST	Maranello SRP Factory Team	DEU	NKA26406 KBF38275	Maranello/TM/Vega	4	1:11.267	0.312	3	
4	233	Ruben Opitz	DEU	NEES RACING	DEU	NKA10450 KBF38362	KR/IAME/Vega	4	1:11.613	0.658	4	
5	211	Presian Stoyanov	DEU	ADAC Berlin-Brandenburg e.V. TR Motorsport	DEU	NKA30339 KBF42809	RS/IAME/Vega	4	1:11.774	0.819	1	
6	222	Carlos Nees	DEU	NEES RACING	DEU	NKA17874 KBF17863	KR/IAME/Vega	4	1:11.791	0.836	1	
7	301	Senn Lindeman	NLD	Paauper Kart Racing	NLD	NKA50470 IBL19655006	Birel ART/TM/Vega	4	1:11.919	0.964	1	
8	237	William Sterup Nielsen	DNK	Rene Nielsen	DNK	NAT A95174 IBL75556	CRG/TM/VEGA	4	1:11.977	1.022	4	
9	241	Damian Luca Zeller	DEU	APEX Performance	DEU	NKA28615 KBF38438	Maranello/TM/Vega	2	1:12.313	1.358	1	
10	266	Lean Kircher	DEU	ADAC Hessen-Thüringen e.V. Ebert Motorsport	DEU	NKA25532 KBF38528	Alonso Kart/TM/Vega	4	1:12.383	1.428	2	
11	220	Neo Knapp	DEU	Team NKS	DEU	NKA11204 KBF42057	DAB/TM/Vega	4	1:12.433	1.478	3	
12	247	Ben Schumacher	DEU	ADAC Team Weser-Ems e.V. CRG Holland	NLD	NKA10666 IBL15521008	CRG/TM/Vega	4	1:12.522	1.567	4	
13	225	Noel Mannsperger	DEU	NEES RACING	DEU	NKA11122 KBF17863	KR/IAME/Vega	4	1:12.811	1.856	4	
14	246	Marvin Zimmermann	DEU	NEES RACING	DEU	NKA10834 KBF17863	KR/IAME/Vega	4	1:12.817	1.862	3	
15	209	Alexandre Mgaloblishvili	GEO	CRG Deutschland	DEU	NKA230055 KBF18122	CRG/TM/Vega	4	1:12.927	1.972	3	
16	221	Devin Titz	DEU	CRG Holland	NLD	NKA14835 IBL15521	CRG/TM/Vega	4	1:13.319	2.364	3	
17	255	Alex Huizer	NLD	CRG Holland	NLD	NKA52410 IBL15521007	CRG/TM /Vega	4	1:13.391	2.436	4	
18	244	Milan Rossi	DEU	Lanari Racing Team	DEU	NKA13619 KBF17166	KR/IAME/Vega	4	1:13.431	2.476	3	
19	274	Bruno Kortekaas	NLD	CRG Holland	NLD	NKA52405 IBL15521007	CRG/TM/Vega	4	1:13.715	2.760	1	
20	219	Gustav Christensen	SWE	CRG Holland	NLD	NKA133604 IBL15521	CRG/TM/Vega	4	1:13.805	2.850	1	
21	208	Roman Meister	DEU	TSUNAMI R.T.	ITA	NKA27196 IBL181	KR/IAME/Vega	4	1:13.843	2.888	3	
22	305	Semih Bektas	DEU	AMC Ehingen e.V.	DEU	NKA42993 BIC39008	CRG/IAME/Vega	4	1:13.878	2.923	1	
23	277	Nick Ried	DEU	Lanari Racing Team	DEU	NKA10695 KBF17166	KR/IAME/Vega	4	1:14.086	3.131	2	
24	294	Leo Klok	NLD	Miranda Klok-Holtjer	NLD	NKA52623 BEK52403	Oberon/IAME/Vega	4	1:15.101	4.146	4	
25	275	Mico Lionn Schweers	DEU	Swantje Schweers	DEU	NKA26817 BEK26817	Oberon/IAME/Vega	4	1:15.611	4.656	4	
26	302	Jonathan Maier	DEU	7L-Performance	DEU	NKA41248 KBF38668	Tony Kart/TM/Vega	2	1:49.073	38.118	2	
27	224	Paul Bernhard	DEU	ADAC Pfalz e.V. Team75 Bernhard	DEU	NKA41687 BIF38465	Energy/TM/Vega	4	1:14.072	3.117	4	+ 5 Pos

**Announcements**

# 224 + 5 Pos. front fairing

Timekeeper  
M.Riehmers




Race Director  
H.Seidel



Page 1/1

These results are provisional until the conclusion of any judicial and technical matters!

Printed: 20.04.2024 / 12:36





INT. ADAC Kartrennen Mülsen

DMKM - Mini

Arena E Mülsen 1,315 Km

Qualifying Practice

20.04.2024 11:52

Qualifying (6:00 Time) started at 11:51:41

Lap	Time of Day	Lap Tm	Diff	S1 Tm	S2 Tm
<b>(214) Henri Möhring</b>					
1	11:54:16.639	<b>1:11.648</b>	+0.693	51.588	20.060
2	11:55:28.102	<b>1:11.463</b>	+0.508	51.511	<b>19.952</b>
3	11:56:39.434	<b>1:11.332</b>	+0.377	51.315	20.017
4	11:57:50.389	<b>1:10.955</b>		<b>50.951</b>	20.004
<b>(304) Tiberius Müller</b>					
1	11:54:20.255	<b>1:14.859</b>	+3.597	55.023	<b>19.836</b>
2	11:55:32.831	<b>1:12.576</b>	+1.314	52.510	20.066
3	11:56:44.368	<b>1:11.537</b>	+0.275	51.595	19.942
4	11:57:55.630	<b>1:11.262</b>		<b>51.328</b>	19.934
<b>(207) Ruudi Algre</b>					
1	11:54:16.214	<b>1:12.259</b>	+0.992	52.078	20.181
2	11:55:28.883	<b>1:12.669</b>	+1.402	52.563	20.106
3	11:56:40.150	<b>1:11.267</b>		<b>51.547</b>	<b>19.720</b>
4	11:57:52.646	<b>1:12.496</b>	+1.229	52.392	20.104
<b>(233) Ruben Opitz</b>					
1	11:54:25.899	<b>1:20.680</b>	+9.067	1:00.410	20.270
2	11:55:39.269	<b>1:13.370</b>	+1.757	52.690	20.680
3	11:56:51.164	<b>1:11.895</b>	+0.282	51.634	20.261
4	11:58:02.777	<b>1:11.613</b>		<b>51.576</b>	<b>20.037</b>
<b>(211) Presian Stoyanov</b>					
1	11:54:40.355	<b>1:11.774</b>		51.642	<b>20.132</b>
2	11:55:53.311	<b>1:12.956</b>	+1.182	51.981	20.975
3	11:57:05.215	<b>1:11.904</b>	+0.130	<b>51.565</b>	20.339
4	11:58:18.495	<b>1:13.280</b>	+1.506	52.689	20.591
<b>(222) Carlos Nees</b>					
1	11:54:11.910	<b>1:11.791</b>		51.460	20.331
2	11:55:23.819	<b>1:11.909</b>	+0.118	<b>51.297</b>	20.612
3	11:56:35.895	<b>1:12.076</b>	+0.285	51.430	20.646
4	11:57:47.792	<b>1:11.897</b>	+0.106	51.424	20.473
<b>(301) Senn Lindeman</b>					
1	11:54:28.412	<b>1:11.919</b>		51.705	20.214
2	11:55:40.892	<b>1:12.480</b>	+0.561	<b>51.544</b>	20.936
3	11:56:53.194	<b>1:12.302</b>	+0.383	52.149	<b>20.153</b>
4	11:58:05.818	<b>1:12.624</b>	+0.705	52.409	20.215
<b>(237) William Sterup Nielsen</b>					
1	11:54:35.714	<b>1:13.335</b>	+1.358	53.076	20.259
2	11:55:49.858	<b>1:14.144</b>	+2.167	52.532	21.612
3	11:57:02.482	<b>1:12.624</b>	+0.647	52.480	20.144
4	11:58:14.459	<b>1:11.977</b>		<b>51.918</b>	<b>20.059</b>
<b>(241) Damian Luca Zeller</b>					
1	11:54:22.271	<b>1:12.313</b>		<b>52.358</b>	<b>19.955</b>
2	11:55:35.227	<b>1:12.956</b>	+0.643	52.457	20.499
<b>(266) Lean Kircher</b>					
1	11:54:39.037	<b>1:12.421</b>	+0.038	52.359	<b>20.062</b>
2	11:55:51.420	<b>1:12.383</b>		<b>51.766</b>	20.617
3	11:57:04.057	<b>1:12.637</b>	+0.254	52.509	20.128
4	11:58:16.871	<b>1:12.814</b>	+0.431	52.218	20.596
<b>(220) Neo Knapp</b>					
1	11:54:32.305	<b>1:19.864</b>	+7.431	59.096	20.768
2	11:55:45.768	<b>1:13.463</b>	+1.030	52.840	20.623
3	11:56:58.201	<b>1:12.433</b>		<b>52.135</b>	<b>20.298</b>
4	11:58:31.327	<b>1:33.126</b>	+20.693	1:10.864	22.262
<b>(247) Ben Schumacher</b>					
1	11:54:20.833	<b>1:13.266</b>	+0.744	53.492	<b>19.774</b>
2	11:55:34.426	<b>1:13.593</b>	+1.071	53.010	20.583
3	11:56:53.674	<b>1:19.248</b>	+6.726	59.442	19.806
4	11:58:06.196	<b>1:12.522</b>		<b>52.365</b>	20.157
<b>(225) Noel Mannsperger</b>					
1	11:54:13.970	<b>1:12.819</b>	+0.008	52.207	20.612

Lap	Time of Day	Lap Tm	Diff	S1 Tm	S2 Tm
2	11:55:27.086	<b>1:13.116</b>	+0.305	52.353	20.763
3	11:56:40.014	<b>1:12.928</b>	+0.117	52.287	20.641
4	11:57:52.825	<b>1:12.811</b>		<b>52.185</b>	20.626
<b>(246) Marvin Zimmermann</b>					
1	11:54:18.318	<b>1:13.735</b>	+0.918	53.292	20.443
2	11:55:31.911	<b>1:13.593</b>	+0.776	52.886	20.707
3	11:56:44.728	<b>1:12.817</b>		<b>52.721</b>	<b>20.096</b>
4	11:57:58.202	<b>1:13.474</b>	+0.657	53.041	20.433
<b>(209) Alexandre Mgaloblishvili</b>					
1	11:54:25.495	<b>1:13.384</b>	+0.457	53.230	20.154
2	11:55:40.007	<b>1:14.512</b>	+1.585	53.412	21.100
3	11:56:52.934	<b>1:12.927</b>		52.914	<b>20.013</b>
4	11:58:05.905	<b>1:12.971</b>	+0.044	<b>52.854</b>	20.117
<b>(221) Devin Titz</b>					
1	11:54:20.188	<b>1:14.246</b>	+0.927	53.935	20.311
2	11:55:34.076	<b>1:13.888</b>	+0.569	53.466	20.422
3	11:56:47.395	<b>1:13.319</b>		<b>53.211</b>	<b>20.108</b>
4	11:58:01.749	<b>1:14.354</b>	+1.035	54.166	20.188
<b>(255) Alex Huizer</b>					
1	11:54:21.536	<b>1:14.187</b>	+0.796	53.978	<b>20.209</b>
2	11:55:35.064	<b>1:13.528</b>	+0.137	<b>53.083</b>	20.445
3	11:56:50.502	<b>1:15.438</b>	+2.047	54.400	21.038
4	11:58:03.893	<b>1:13.391</b>		53.143	20.248
<b>(244) Milan Rossi</b>					
1	11:54:19.935	<b>1:14.338</b>	+0.907	53.849	20.489
2	11:55:33.873	<b>1:13.938</b>	+0.507	53.505	20.433
3	11:56:47.304	<b>1:13.431</b>		<b>53.084</b>	20.347
4	11:58:01.417	<b>1:14.113</b>	+0.682	53.785	<b>20.328</b>
<b>(274) Bruno Kortekaas</b>					
1	11:54:48.983	<b>1:13.715</b>		<b>53.618</b>	<b>20.097</b>
2	11:56:03.304	<b>1:14.321</b>	+0.606	54.018	20.303
3	11:57:18.579	<b>1:15.275</b>	+1.560	54.704	20.571
4	11:58:32.989	<b>1:14.410</b>	+0.695	54.056	20.354
<b>(219) Gustav Christensen</b>					
1	11:54:39.060	<b>1:13.805</b>		53.438	<b>20.367</b>
2	11:55:53.317	<b>1:14.257</b>	+0.452	53.068	21.189
3	11:57:07.230	<b>1:13.913</b>	+0.108	<b>52.940</b>	20.973
4	11:58:21.521	<b>1:14.291</b>	+0.486	53.540	20.751
<b>(208) Roman Meister</b>					
1	11:54:35.453	<b>1:14.808</b>	+0.965	54.233	20.575
2	11:55:50.885	<b>1:15.432</b>	+1.589	54.173	21.259
3	11:57:04.728	<b>1:13.843</b>		53.553	<b>20.290</b>
4	11:58:18.726	<b>1:13.998</b>	+0.155	<b>53.051</b>	20.947
<b>(305) Semih Bektas</b>					
1	11:54:24.914	<b>1:13.878</b>		<b>53.220</b>	20.658
2	11:55:39.138	<b>1:14.224</b>	+0.346	53.553	20.671
3	11:57:02.226	<b>1:23.088</b>	+9.210	1:02.136	20.952
4	11:58:17.024	<b>1:14.798</b>	+0.920	53.772	21.026
<b>(277) Nick Ried</b>					
1	11:54:22.094	<b>1:16.367</b>	+2.281	56.065	<b>20.302</b>
2	11:55:36.180	<b>1:14.086</b>		<b>53.279</b>	20.807
3	11:56:50.891	<b>1:14.711</b>	+0.625	54.228	20.483
4	11:58:05.259	<b>1:14.368</b>	+0.282	53.657	20.711
<b>(294) Leo Klok</b>					
1	11:54:46.829	<b>1:17.315</b>	+2.214	55.445	21.870
2	11:56:02.808	<b>1:15.979</b>	+0.878	54.917	21.062
3	11:57:19.332	<b>1:16.524</b>	+1.423	55.384	21.140
4	11:58:34.433	<b>1:15.101</b>		<b>54.476</b>	<b>20.625</b>
<b>(275) Mico Lionn Schweers</b>					
1	11:54:48.438	<b>1:19.359</b>	+3.748	56.308	23.051
2	11:56:04.809	<b>1:16.371</b>	+0.760	55.396	20.975

Orbits



INT. ADAC Kartrennen Mülsen

DMKM - Mini

Arena E Mülsen 1,315 Km

Qualifying Practice

20.04.2024 11:52

Qualifying (6:00 Time) started at 11:51:41

Lap	Time of Day	Lap Tm	Diff	S1 Tm	S2 Tm	Lap	Time of Day	Lap Tm	Diff	S1 Tm	S2 Tm
3	11:57:20.712	1:15.903	+0.292	54.913	20.990						
4	11:58:36.323	1:15.611		54.705	20.906						
<b>(302) Jonathan Maier</b>											
1	11:55:54.004	2:24.949	+35.876	55.758	1:29.191						
2	11:57:43.077	1:49.073		1:27.268	21.805						
<b>(224) Paul Bernhard</b>											
1	11:54:42.227	1:15.916	+1.844	55.090	20.826						
2	11:55:57.581	1:15.354	+1.282	54.104	21.250						
3	11:57:12.260	1:14.679	+0.607	54.229	20.450						
4	11:58:26.332	1:14.072		53.621	20.451						



DKM Round 1  
Class: DMKM - Mini  
Date/Time: 20.04.2024 15:15

Track: Mülsen  
Heat: Heat 1  
Laps: 7 laps

Edition 1

		18	
		17	
		16	
		15	
Paul Bernhard	224	14	Energy/TM/Vega
	27		
Mico Lionn Schweers	275	13	Oberon/IAME/Vega
	25		
Nick Ried	277	12	KR/IAME/Vega
	23		
Roman Meister	208	11	KR/IAME/Vega
	21		
Bruno Kortekaas	274	10	CRG/TM/Vega
	19		
Alex Huizer	255	9	CRG/TM /Vega
	17		
Alexandre Mgaloblishvili	209	8	CRG/TM/Vega
	15		
Noel Mannsperger	225	7	KR/IAME/Vega
	13		
Neo Knapp	220	6	DAB/TM/Vega
	11		
Damian Luca Zeller	241	5	Maranello/TM/Vega
	9		
Senn Lindeman	301	4	Birel ART/TM/Vega
	7		
Presian Stoyanov	211	3	RS/IAME/Vega
	5		
Ruudi Algre	207	2	Maranello/TM/Vega
	3		
Henri Möhring	214	1	KR/IAME/Vega
	1		
		2	
		26	Tony Kart/TM/Vega
		302	
		294	Oberon/IAME/Vega
		24	
		305	CRG/IAME/Vega
		22	
		219	CRG/TM/Vega
		20	
		244	KR/IAME/Vega
		18	
		221	CRG/TM/Vega
		16	
		246	KR/IAME/Vega
		14	
		247	CRG/TM/Vega
		12	
		266	Alonso Kart/TM/Vega
		10	
		237	CRG/TM/VEGA
		8	
		222	KR/IAME/Vega
		6	
		233	KR/IAME/Vega
		4	
		304	Redspeed/IAME/Vega
		2	

Pole Position

printed 20.04.2024 12:37

DKM Round 1      Track: Mülsen  
Class: DMKM - Mini      Heat: Heat 2  
Date/Time: 20.04.2024 17:15      Laps: 7 laps      Edition 1

		18	
		17	
		16	
		15	
Paul Bernhard	224	Energy/TM/Vega	14
	27		
Mico Lionn Schweers	275	Oberon/IAME/Vega	13
	25		Jonathan Maier
Nick Ried	277	KR/IAME/Vega	12
	23		Leo Klok
Roman Meister	208	KR/IAME/Vega	11
	21		Semih Bektas
Bruno Kortekaas	274	CRG/TM/Vega	10
	19		Gustav Christensen
Alex Huizer	255	CRG/TM /Vega	9
	17		Milan Rossi
Alexandre Mgaloblishvili	209	CRG/TM/Vega	8
	15		Devin Titz
Noel Mannsperger	225	KR/IAME/Vega	7
	13		Marvin Zimmermann
Neo Knapp	220	DAB/TM/Vega	6
	11		Ben Schumacher
Damian Luca Zeller	241	Maranello/TM/Vega	5
	9		Lean Kircher
Senn Lindeman	301	Birel ART/TM/Vega	4
	7		William Sterup Nielsen
Presian Stoyanov	211	RS/IAME/Vega	3
	5		Carlos Nees
Ruudi Algre	207	Maranello/TM/Vega	2
	3		Ruben Opitz
Henri Möhring	214	KR/IAME/Vega	1
	1		Tiberius Müller

Pole Position

printed 20.04.2024 12:37



### DMKM - Mini

### Qualifying Practice Revision 2

Track length: 1.315 Km

Session Started: 11:51:41

Best Lap by: 214 - Henri Möhring - 1:10.955

Rank	#	Driver	Nat	Sponsor Entrant	Nat	License E-License	Make	laps	Best Lap	Diff	In Lap	Penalty
1	214	Henri Möhring	DEU	ADAC Hessen-Thüringen e.V. TB Racing Team	DEU	NKA16972 KBF38262	KR/IAME/Vega	4	1:10.955		4	
2	304	Tiberius Müller	DEU	NEES RACING	DEU	NKA21274 KBF17863	Redspeed/IAME/Vega	4	1:11.262	0.307	4	
3	207	Ruudi Algre	EST	Maranello SRP Factory Team	DEU	NKA26406 KBF38275	Maranello/TM/Vega	4	1:11.267	0.312	3	
4	233	Ruben Opitz	DEU	NEES RACING	DEU	NKA10450 KBF38362	KR/IAME/Vega	4	1:11.613	0.658	4	
5	211	Presian Stoyanov	DEU	ADAC Berlin-Brandenburg e.V. TR Motorsport	DEU	NKA30339 KBF42809	RS/IAME/Vega	4	1:11.774	0.819	1	
6	222	Carlos Nees	DEU	NEES RACING	DEU	NKA17874 KBF17863	KR/IAME/Vega	4	1:11.791	0.836	1	
7	301	Senn Lindeman	NLD	Paauwer Kart Racing	NLD	NKA50470 IBL19655006	Birel ART/TM/Vega	4	1:11.919	0.964	1	
8	237	William Sterup Nielsen	DNK	Rene Nielsen	DNK	NAT A95174 IBL75556	CRG/TM/VEGA	4	1:11.977	1.022	4	
9	241	Damian Luca Zeller	DEU	APEX Performance	DEU	NKA28615 KBF38438	Maranello/TM/Vega	2	1:12.313	1.358	1	
10	266	Lean Kircher	DEU	ADAC Hessen-Thüringen e.V. Ebert Motorsport	DEU	NKA25532 KBF38528	Alonso Kart/TM/Vega	4	1:12.383	1.428	2	
11	220	Neo Knapp	DEU	Team NKS	DEU	NKA11204 KBF42057	DAB/TM/Vega	4	1:12.433	1.478	3	
12	247	Ben Schumacher	DEU	ADAC Team Weser-Ems e.V. CRG Holland	NLD	NKA10666 IBL15521008	CRG/TM/Vega	4	1:12.522	1.567	4	
13	225	Noel Mannsperger	DEU	NEES RACING	DEU	NKA11122 KBF17863	KR/IAME/Vega	4	1:12.811	1.856	4	
14	246	Marvin Zimmermann	DEU	NEES RACING	DEU	NKA10834 KBF17863	KR/IAME/Vega	4	1:12.817	1.862	3	
15	209	Alexandre Mgaloblishvili	GEO	CRG Deutschland	DEU	NKA230055 KBF18122	CRG/TM/Vega	4	1:12.927	1.972	3	
16	221	Devin Titz	DEU	CRG Holland	NLD	NKA14835 IBL15521	CRG/TM/Vega	4	1:13.319	2.364	3	
17	255	Alex Huizer	NLD	CRG Holland	NLD	NKA52410 IBL15521007	CRG/TM/Vega	4	1:13.391	2.436	4	
18	244	Milan Rossi	DEU	Lanari Racing Team	DEU	NKA13619 KBF17166	KR/IAME/Vega	4	1:13.431	2.476	3	
19	274	Bruno Kortekaas	NLD	CRG Holland	NLD	NKA52405 IBL15521007	CRG/TM/Vega	4	1:13.715	2.760	1	
20	219	Gustav Christensen	SWE	CRG Holland	NLD	NKA133604 IBL15521	CRG/TM/Vega	4	1:13.805	2.850	1	
21	208	Roman Meister	DEU	TSUNAMI R.T.	ITA	NKA27196 IBL181	KR/IAME/Vega	4	1:13.843	2.888	3	
22	305	Semih Bektas	DEU	AMC Ehingen e.V.	DEU	NKA42993 BIC39008	CRG/IAME/Vega	4	1:13.878	2.923	1	
23	277	Nick Ried	DEU	Lanari Racing Team	DEU	NKA10695 KBF17166	KR/IAME/Vega	4	1:14.086	3.131	2	
24	294	Leo Klok	NLD	Miranda Klok-Holtjer	NLD	NKA52623 BEK52403	Oberon/IAME/Vega	4	1:15.101	4.146	4	
25	275	Mico Lionn Schweers	DEU	Swantje Schweers	DEU	NKA26817 BEK26817	Oberon/IAME/Vega	4	1:15.611	4.656	4	
26	302	Jonathan Maier	DEU	7L-Performance	DEU	NKA41248 KBF38668	Tony Kart/TM/Vega	2	1:49.073	38.118	2	
27	224	Paul Bernhard	DEU	ADAC Pfalz e.V. Team75 Bernhard	DEU	NKA41687 BIF38465	Energy/TM/Vega	4	1:14.072	3.117	4	+ 5 Pos

#### Not classified

DNS	285	Felix Groneck	DEU	CRG Holland	NLD	NKA16373 IBL15521007	CRG/TM/Vega	0			0	
-----	-----	---------------	-----	-------------	-----	-------------------------	-------------	---	--	--	---	--

#### Announcements

# 224 + 5 Pos. front fairing


Timekeeper  
M.Riehmers

Race Director  
H.Seidel

Page 1/1

These results are provisional until the conclusion of any judicial and technical matters!

Printed: 20.04.2024 / 13:05



DKM Round 1      Track: Mülsen  
Class: DMKM - Mini      Heat: Heat 1  
Date/Time: 20.04.2024 15:15      Laps: 7 laps      Edition 2

	18	
	17	
	16	
	15	
Paul Bernhard	224	Energy/TM/Vega
	27	
Mico Lionn Schweers	275	Oberon/IAME/Vega
	25	
Nick Ried	277	KR/IAME/Vega
	23	
Roman Meister	208	KR/IAME/Vega
	21	
Bruno Kortekaas	274	CRG/TM/Vega
	19	
Alex Huizer	255	CRG/TM /Vega
	17	
Alexandre Mgaloblishvili	209	CRG/TM/Vega
	15	
Noel Mannsperger	225	KR/IAME/Vega
	13	
Neo Knapp	220	DAB/TM/Vega
	11	
Damian Luca Zeller	241	Maranello/TM/Vega
	9	
Senn Lindeman	301	Birel ART/TM/Vega
	7	
Presian Stoyanov	211	RS/IAME/Vega
	5	
Ruudi Algre	207	Maranello/TM/Vega
	3	
Henri Möhring	214	KR/IAME/Vega
	1	
	18	
	17	
	16	
	15	
	14	
Felix Gronck	285	CRG/TM/Vega
	28	
Jonathan Maier	302	Tony Kart/TM/Vega
	26	
Leo Klok	294	Oberon/IAME/Vega
	24	
Semih Bektas	305	CRG/IAME/Vega
	22	
Gustav Christensen	219	CRG/TM/Vega
	20	
Milan Rossi	244	KR/IAME/Vega
	18	
Devin Titz	221	CRG/TM/Vega
	16	
Marvin Zimmermann	246	KR/IAME/Vega
	14	
Ben Schumacher	247	CRG/TM/Vega
	12	
Lean Kircher	266	Alonso Kart/TM/Vega
	10	
William Sterup Nielsen	237	CRG/TM/VEGA
	8	
Carlos Nees	222	KR/IAME/Vega
	6	
Ruben Opitz	233	KR/IAME/Vega
	4	
Tiberius Müller	304	Redspeed/IAME/Vega
	2	

Pole Position

printed 20.04.2024 13:07

DKM Round 1      Track: Mülsen  
Class: DMKM - Mini      Heat: Heat 2  
Date/Time: 20.04.2024 17:15      Laps: 7 laps      Edition 2

		18	
		17	
		16	
		15	
Paul Bernhard	224	14	Felix Groneck
	27		285
			CRG/TM/Vega
Mico Lionn Schweers	275	13	Jonathan Maier
	25		302
			Tony Kart/TM/Vega
Nick Ried	277	12	Leo Klok
	23		294
			Oberon/IAME/Vega
Roman Meister	208	11	Semih Bektas
	21		305
			CRG/IAME/Vega
Bruno Kortekaas	274	10	Gustav Christensen
	19		219
			CRG/TM/Vega
Alex Huizer	255	9	Milan Rossi
	17		244
			KR/IAME/Vega
Alexandre Mgaloblishvili	209	8	Devin Titz
	15		221
			CRG/TM/Vega
Noel Mannsperger	225	7	Marvin Zimmermann
	13		246
			KR/IAME/Vega
Neo Knapp	220	6	Ben Schumacher
	11		247
			CRG/TM/Vega
Damian Luca Zeller	241	5	Lean Kircher
	9		266
			Alonso Kart/TM/Vega
Senn Lindeman	301	4	William Sterup Nielsen
	7		237
			CRG/TM/VEGA
Presian Stoyanov	211	3	Carlos Nees
	5		222
			KR/IAME/Vega
Ruudi Algre	207	2	Ruben Opitz
	3		233
			KR/IAME/Vega
Henri Möhring	214	1	Tiberius Müller
	1		304
			Redspeed/IAME/Vega

Pole Position

printed 20.04.2024 13:07

**DMKM - Mini**

**Qualifying Practice Revision 3**

Track length: 1.315 Km

Session Started: 11:51:41

Best Lap by: 214 - Henri Möhring - 1:10.955

Rank	#	Driver	Nat	Sponsor Entrant	Nat	License E-License	Make	laps	Best Lap	Diff	In Lap	Penalty
1	214	Henri Möhring	DEU	ADAC Hessen-Thüringen e.V. TB Racing Team	DEU	NKA16972 KBF38262	KR/IAME/Vega	4	1:10.955		4	
2	304	Tiberius Müller	DEU	NEES RACING	DEU	NKA21274 KBF17863	Redspeed/IAME/Vega	4	1:11.262	0.307	4	
3	207	Ruudi Algre	EST	Maranello SRP Factory Team	DEU	NKA26406 KBF38275	Maranello/TM/Vega	4	1:11.267	0.312	3	
4	233	Ruben Opitz	DEU	NEES RACING	DEU	NKA10450 KBF38362	KR/IAME/Vega	4	1:11.613	0.658	4	
5	211	Presian Stoyanov	DEU	ADAC Berlin-Brandenburg e.V. TR Motorsport	DEU	NKA30339 KBF42809	RS/IAME/Vega	4	1:11.774	0.819	1	
6	222	Carlos Nees	DEU	NEES RACING	DEU	NKA17874 KBF17863	KR/IAME/Vega	4	1:11.791	0.836	1	
7	301	Senn Lindeman	NLD	Paauwer Kart Racing	NLD	NKA50470 IBL19655006	Birel ART/TM/Vega	4	1:11.919	0.964	1	
8	237	William Sterup Nielsen	DNK	Rene Nielsen	DNK	NAT A95174 IBL75556	CRG/TM/VEGA	4	1:11.977	1.022	4	
9	241	Damian Luca Zeller	DEU	APEX Performance	DEU	NKA28615 KBF38438	Maranello/TM/Vega	2	1:12.313	1.358	1	
10	266	Lean Kircher	DEU	ADAC Hessen-Thüringen e.V. Ebert Motorsport	DEU	NKA25532 KBF38528	Alonso Kart/TM/Vega	4	1:12.383	1.428	2	
11	220	Neo Knapp	DEU	Team NKS	DEU	NKA11204 KBF42057	DAB/TM/Vega	4	1:12.433	1.478	3	
12	247	Ben Schumacher	DEU	ADAC Team Weser-Ems e.V. CRG Holland	NLD	NKA10666 IBL15521008	CRG/TM/Vega	4	1:12.522	1.567	4	
13	225	Noel Mannsperger	DEU	NEES RACING	DEU	NKA11122 KBF17863	KR/IAME/Vega	4	1:12.811	1.856	4	
14	246	Marvin Zimmermann	DEU	NEES RACING	DEU	NKA10834 KBF17863	KR/IAME/Vega	4	1:12.817	1.862	3	
15	209	Alexandre Mgaloblishvili	GEO	CRG Deutschland	DEU	NKA230055 KBF18122	CRG/TM/Vega	4	1:12.927	1.972	3	
16	221	Devin Titz	DEU	CRG Holland	NLD	NKA14835 IBL15521	CRG/TM/Vega	4	1:13.319	2.364	3	
17	255	Alex Huizer	NLD	CRG Holland	NLD	NKA52410 IBL15521007	CRG/TM/Vega	4	1:13.391	2.436	4	
18	244	Milan Rossi	DEU	Lanari Racing Team	DEU	NKA13619 KBF17166	KR/IAME/Vega	4	1:13.431	2.476	3	
19	274	Bruno Kortekaas	NLD	CRG Holland	NLD	NKA52405 IBL15521007	CRG/TM/Vega	4	1:13.715	2.760	1	
20	219	Gustav Christensen	SWE	CRG Holland	NLD	NKA133604 IBL15521	CRG/TM/Vega	4	1:13.805	2.850	1	
21	208	Roman Meister	DEU	TSUNAMI R.T.	ITA	NKA27196 IBL181	KR/IAME/Vega	4	1:13.843	2.888	3	
22	305	Semih Bektas	DEU	AMC Ehingen e.V.	DEU	NKA42993 BIC39008	CRG/IAME/Vega	4	1:13.878	2.923	1	
23	294	Leo Klok	NLD	Miranda Klok-Holtjer	NLD	NKA52623 BEK52403	Oberon/IAME/Vega	4	1:15.101	4.146	4	
24	275	Mico Lionn Schweers	DEU	Swantje Schweers	DEU	NKA26817 BEK26817	Oberon/IAME/Vega	4	1:15.611	4.656	4	
25	302	Jonathan Maier	DEU	7L-Performance	DEU	NKA41248 KBF38668	Tony Kart/TM/Vega	2	1:49.073	38.118	2	
26	224	Paul Bernhard	DEU	ADAC Pfalz e.V. Team75 Bernhard	DEU	NKA41687 BIF38465	Energy/TM/Vega	4	1:14.072	3.117	4	+ 5 Pos

**Not classified**


DNS	285	Felix Groneck	DEU	CRG Holland	NLD	NKA16373 IBL15521007	CRG/TM/Vega	0			0	
DSQ	277	Nick Ried	DEU	Lanari Racing Team	DEU	NKA10695 KBF17166	KR/IAME/Vega	4	1:14.086		2	

**Announcements**

# 224 + 5 Pos. front fairing

# 277 DQ Steward

Timekeeper  
M.Riehmers




Race Director  
H.Seidel



Page 1/1

These results are provisional until the conclusion of any judicial and technical matters!

Printed: 20.04.2024 / 14:13





DKM Round 1  
Class: DMKM - Mini  
Date/Time: 20.04.2024 15:15

Track: Mülsen  
Heat: Heat 1  
Laps: 7 laps


Edition 3

	18	
	17	
	16	
	15	
Felix Groneck	285	CRG/TM/Vega
	27	
Jonathan Maier	302	Tony Kart/TM/Vega
	25	
Leo Klok	294	Oberon/IAME/Vega
	23	
Roman Meister	208	KR/IAME/Vega
	21	
Bruno Kortekaas	274	CRG/TM/Vega
	19	
Alex Huizer	255	CRG/TM /Vega
	17	
Alexandre Mgaloblishvili	209	CRG/TM/Vega
	15	
Noel Mannsperger	225	KR/IAME/Vega
	13	
Neo Knapp	220	DAB/TM/Vega
	11	
Damian Luca Zeller	241	Maranello/TM/Vega
	9	
Senn Lindeman	301	Birel ART/TM/Vega
	7	
Presian Stoyanov	211	RS/IAME/Vega
	5	
Ruudi Algre	207	Maranello/TM/Vega
	3	
Henri Möhring	214	KR/IAME/Vega
	1	
	18	
	17	
	16	
	15	
Nick Ried	277	KR/IAME/Vega
	28	
Paul Bernhard	224	Energy/TM/Vega
	26	
Mico Lionn Schweers	275	Oberon/IAME/Vega
	24	
Semih Bektas	305	CRG/IAME/Vega
	22	
Gustav Christensen	219	CRG/TM/Vega
	20	
Milan Rossi	244	KR/IAME/Vega
	18	
Devin Titz	221	CRG/TM/Vega
	16	
Marvin Zimmermann	246	KR/IAME/Vega
	14	
Ben Schumacher	247	CRG/TM/Vega
	12	
Lean Kircher	266	Alonso Kart/TM/Vega
	10	
William Sterup Nielsen	237	CRG/TM/VEGA
	8	
Carlos Nees	222	KR/IAME/Vega
	6	
Ruben Opitz	233	KR/IAME/Vega
	4	
Tiberius Müller	304	Redspeed/IAME/Vega
	2	

Pole Position

Row

printed 20.04.2024 14:14



DKM Round 1	Track:	MülSEN	
Class: DMKM - Mini	Heat:	Heat 2	
Date/Time: 20.04.2024 17:15	Laps:	7 laps	Edition 3

	18	
	17	
	16	
	15	
Felix Gronneck 27 CRG/TM/Vega	14	Nick Ried 28 KR/IAME/Vega
Jonathan Maier 25 Tony Kart/TM/Vega	13	Paul Bernhard 26 Energy/TM/Vega
Leo Klok 23 Oberon/IAME/Vega	12	Mico Lionn Schweers 24 Oberon/IAME/Vega
Roman Meister 21 KR/IAME/Vega	11	Semih Bektas 22 CRG/IAME/Vega
Bruno Kortekaas 19 CRG/TM/Vega	10	Gustav Christensen 20 CRG/TM/Vega
Alex Huizer 17 CRG/TM /Vega	9	Milan Rossi 18 KR/IAME/Vega
Alexandre Mgaloblishvili 15 CRG/TM/Vega	8	Devin Titz 16 CRG/TM/Vega
Noel Mannsperger 13 KR/IAME/Vega	7	Marvin Zimmermann 14 KR/IAME/Vega
Neo Knapp 11 DAB/TM/Vega	6	Ben Schumacher 12 CRG/TM/Vega
Damian Luca Zeller 9 Maranello/TM/Vega	5	Lean Kircher 10 Alonso Kart/TM/Vega
Senn Lindeman 7 Birel ART/TM/Vega	4	William Sterup Nielsen 8 CRG/TM/VEGA
Presian Stoyanov 5 RS/IAME/Vega	3	Carlos Nees 6 KR/IAME/Vega
Ruudi Algre 3 Maranello/TM/Vega	2	Ruben Opitz 4 KR/IAME/Vega
Henri Möhring 1 KR/IAME/Vega	1	Tiberius Müller 2 Redspeed/IAME/Vega

Pole Position

printed 20.04.2024 14:14

**DMKM - Mini**

**Qualifying Heat 1**

Track length: 1.315 Km

Race Started: 15:18:50

Best Lap by: 237 - William Sterup Nielsen - 1:03.336

Rank	#	Driver	Nat	Sponsor Entrant	Nat	License E-License	Make	laps	T. Time Diff	Best Lap	Penalty	Points
1	11	247 Ben Schumacher	DEU	ADAC Team Weser-Ems e.V. CRG Holland	NLD	NKA10666 IBL15521008	CRG/TM/Vega	7	7:36.963	1:03.414		50
2	-1	214 Henri Möhring	DEU	ADAC Hessen-Thüringen e.V. TB Racing Team	DEU	NKA16972 KBF38262	KR/IAME/Vega	7	7:37.595 0.632	1:03.605		44
3	4	301 Senn Lindeman	NLD	Paauper Kart Racing	NLD	NKA50470 IBL19655006	Birel ART/TM/Vega	7	7:38.306 1.343	1:03.694		41
4	22	285 Felix Groneck	DEU	CRG Holland	NLD	NKA16373 IBL15521007	CRG/TM/Vega	7	7:39.152 2.189	1:03.489		38
5	13	244 Milan Rossi	DEU	Lanari Racing Team	DEU	NKA13619 KBF17166	KR/IAME/Vega	7	7:39.680 2.717	1:03.415		36
6	0	222 Carlos Nees	DEU	NEES RACING	DEU	NKA17874 KBF17863	KR/IAME/Vega	7	7:39.723 2.760	1:03.818		34
7	13	219 Gustav Christensen	SWE	CRG Holland	NLD	NKA133604 IBL15521	CRG/TM/Vega	7	7:41.339 4.376	1:03.600		32
8	-5	207 Ruudi Algre	EST	Maranello SRP Factory Team	DEU	NKA26406 KBF38275	Maranello/TM/Vega	7	7:41.740 4.777	1:04.580		30
9	14	294 Leo Klok	NLD	Miranda Klok-Holtjer	NLD	NKA52623 BEK52403	Oberon/IAME/Vega	7	7:42.106 5.143	1:03.902		28
10	-6	233 Ruben Opitz	DEU	NEES RACING	DEU	NKA10450 KBF38362	KR/IAME/Vega	7	7:42.211 5.248	1:03.704		27
11	-3	237 William Sterup Nielsen	DNK	Rene Nielsen	DNK	NAT A95174 IBL75556	CRG/TM/VEGA	7	7:42.448 5.485	1:03.336		26
12	4	221 Devin Titz	DEU	CRG Holland	NLD	NKA14835 IBL15521	CRG/TM/Vega	7	7:43.032 6.069	1:04.407		25
13	-3	266 Lean Kircher	DEU	ADAC Hessen-Thüringen e.V. Ebert Motorsport	DEU	NKA25532 KBF38528	Alonso Kart/TM/Vega	7	7:44.097 7.134	1:04.296	+ 5 sec	24
14	-9	211 Presian Stoyanov	DEU	ADAC Berlin-Brandenburg e.V. TR Motorsport	DEU	NKA30339 KBF42809	RS/IAME/Vega	7	7:45.748 8.785	1:04.000	+ 5 sec	23
15	-6	241 Damian Luca Zeller	DEU	APEX Performance	DEU	NKA28615 KBF38438	Maranello/TM/Vega	7	7:45.991 9.028	1:03.362	+ 5 sec	22
16	6	305 Semih Bektas	DEU	AMC Ehingen e.V.	DEU	NKA42993 BIC39008	CRG/IAME/Vega	7	7:47.201 10.238	1:03.773	+ 5 sec	21
17	-15	304 Tiberius Müller	DEU	NEES RACING	DEU	NKA21274 KBF17863	Redspeed/IAME/Vega	7	7:47.862 10.899	1:04.655		20
18	9	224 Paul Bernhard	DEU	ADAC Pfalz e.V. Team75 Bernhard	DEU	NKA41687 BIF38465	Energy/TM/Vega	7	7:49.346 12.383	1:04.573		19
19	-6	225 Noel Mannsperger	DEU	NEES RACING	DEU	NKA11122 KBF17863	KR/IAME/Vega	7	7:51.728 14.765	1:04.256		18
20	-5	209 Alexandre Mgaloblishvili	GEO	CRG Deutschland	DEU	NKA230055 KBF18122	CRG/TM/Vega	7	7:59.251 22.288	1:07.654		17
21	4	302 Jonathan Maier	DEU	7L-Performance	DEU	NKA41248 KBF38668	Tony Kart/TM/Vega	7	7:59.501 22.538	1:06.026		16
22	2	275 Mico Lionn Schweers	DEU	Swantje Schweers	DEU	NKA26817 BEK26817	Oberon/IAME/Vega	7	8:03.873 26.910	1:05.452	+ 5 sec	15
23	-9	246 Marvin Zimmermann	DEU	NEES RACING	DEU	NKA10834 KBF17863	KR/IAME/Vega	7	8:04.278 27.315	1:06.419	+ 5 sec	14
24	-13	220 Neo Knapp	DEU	Team NKS	DEU	NKA11204 KBF42057	DAB/TM/Vega	6	8:02.791 1 Lap	1:05.574	+ 5 sec	13
25	-8	255 Alex Huizer	NLD	CRG Holland	NLD	NKA52410 IBL15521007	CRG/TM /Vega	4	4:38.954 3 Laps	1:05.646	+ 5 sec	12
26	2	277 Nick Ried	DEU	Lanari Racing Team	DEU	NKA10695 KBF17166	KR/IAME/Vega	0	1.426 7 Laps			11
27	-8	274 Bruno Kortekaas	NLD	CRG Holland	NLD	NKA52405 IBL15521007	CRG/TM/Vega	0	5.680 7 Laps		+ 5 sec	10
28	-7	208 Roman Meister	DEU	TSUNAMI R.T.	ITA	NKA27196 IBL181	KR/IAME/Vega	0				9


**Announcements**

# 274,246,275,220,241,211,255 + 5 sec front fairing

# 305 + 3 sec corridor with 2 wheels

#266 + 5 sec leaving the track

Timekeeper  
M.Riehmers




Race Director  
H.Seidel



Page 1/1

These results are provisional until the conclusion of any judicial and technical matters!

Printed: 20.04.2024 / 15:53







INT. ADAC Kartrennen Mülsen

DMKM - Mini

Arena E Mülsen 1,315 Km

Qualifying Heat 1

20.04.2024 15:15

Race (7 Laps) started at 15:18:50

Lap	Time of Day	Lap Tm	Diff	S1 Tm	S2 Tm	Lap	Time of Day	Lap Tm	Diff	S1 Tm	S2 Tm
1	15:19:59.120	1:08.051	+3.396	49.377	18.674	3	15:22:18.270	1:05.646		47.289	18.357
2	15:21:05.777	1:06.657	+2.002	47.848	18.809	4	15:23:24.909	1:06.639	+0.993	47.091	19.548
3	15:22:13.964	1:08.187	+3.532	49.655	18.532						
4	15:23:18.768	1:04.804	+0.149	46.488	18.316						
5	15:24:23.863	1:05.095	+0.440	46.753	18.342						
6	15:25:34.162	1:10.299	+5.644								
7	15:26:38.817	1:04.655		46.250	18.405						

(224) Paul Bernhard

1	15:20:04.949	1:12.982	+8.409		
2	15:21:13.045	1:08.096	+3.523	49.179	18.917
3	15:22:19.775	1:06.730	+2.157	48.374	18.356
4	15:23:25.251	1:05.476	+0.903	47.194	18.282
5	15:24:30.903	1:05.652	+1.079	47.333	18.319
6	15:25:35.728	1:04.825	+0.252	46.765	18.060
7	15:26:40.301	1:04.573		46.443	18.130

(225) Noel Mannsperger

1	15:20:06.810	1:15.489	+11.233	54.951	20.538
2	15:21:13.891	1:07.081	+2.825	48.099	18.982
3	15:22:20.288	1:06.397	+2.141	47.600	18.797
4	15:23:25.569	1:05.281	+1.025	47.001	18.280
5	15:24:32.782	1:07.213	+2.957	48.389	18.824
6	15:25:37.038	1:04.256		46.158	18.098
7	15:26:42.683	1:05.645	+1.389		

(209) Alexandre Mgaloblishvili

1	15:20:01.246	1:09.714	+2.060	51.029	18.685
2	15:21:08.900	1:07.654		49.108	18.546
3	15:22:16.581	1:07.681	+0.027	48.885	18.796
4	15:23:24.867	1:08.286	+0.632	49.206	19.080
5	15:24:33.006	1:08.139	+0.485	49.022	19.117
6	15:25:41.218	1:08.212	+0.558	49.063	19.149
7	15:26:50.206	1:08.988	+1.334	49.516	19.472

(302) Jonathan Maier

1	15:20:06.775	1:13.885	+7.859	54.010	19.875
2	15:21:14.463	1:07.688	+1.662	48.664	19.024
3	15:22:21.762	1:07.299	+1.273	48.479	18.820
4	15:23:29.366	1:07.604	+1.578	48.761	18.843
5	15:24:36.772	1:07.406	+1.380	48.189	19.217
6	15:25:44.430	1:07.658	+1.632	48.940	18.718
7	15:26:50.456	1:06.026		47.225	18.801

(275) Mico Lionn Schweers

1	15:20:11.972	1:19.911	+14.459	1:01.242	18.669
2	15:21:19.304	1:07.332	+1.880	48.722	18.610
3	15:22:26.345	1:07.041	+1.589	48.375	18.666
4	15:23:32.497	1:06.152	+0.700	47.785	18.367
5	15:24:37.949	1:05.452		47.104	18.348
6	15:25:43.893	1:05.944	+0.492	47.439	18.505
7	15:26:49.828	1:05.935	+0.483	47.074	18.861

(246) Marvin Zimmermann

1	15:20:06.140	1:14.362	+7.943	54.722	19.640
2	15:21:13.726	1:07.586	+1.167	48.416	19.170
3	15:22:21.473	1:07.747	+1.328	48.750	18.997
4	15:23:28.912	1:07.439	+1.020	48.534	18.905
5	15:24:36.240	1:07.328	+0.909	48.341	18.987
6	15:25:42.659	1:06.419		47.663	18.756
7	15:26:50.233	1:07.574	+1.155	48.276	19.298

(220) Neo Knapp

1	15:21:17.456	2:24.358	+1:18.784	2:05.184	19.174
2	15:22:24.773	1:07.317	+1.743	48.501	18.816
3	15:23:30.347	1:05.574		46.793	18.781
4	15:24:36.744	1:06.397	+0.823	47.383	19.014
5	15:25:42.912	1:06.168	+0.594	47.388	18.780
6	15:26:48.746	1:05.834	+0.260	47.020	18.814

(255) Alex Huizer

1	15:20:05.463	1:13.867	+8.221	54.702	19.165
2	15:21:12.624	1:07.161	+1.515	47.568	19.593



INT. ADAC Kartrennen Mülsen

Lapchart

DMKM - Mini

Arena E Mülsen 1,315 Km

Qualifying Heat 1

20.04.2024 15:15

Race (7 Laps) started at 15:18:50

Competitors	Laps								
	0	1	2	3	4	5	6	7	
Henri Möhring (214)	1	214	214	214	214	214	266	247	247
Ruudi Algre (207)	2	207	207	304	247	247	247	214	214
Tiberius Müller (304)	3	304	304	207	301	266	214	266	301
Presian Stoyanov (211)	4	211	301	247	266	301	301	301	266
Ruben Opitz (233)	5	233	233	301	207	207	285	285	285
Senn Lindeman (301)	6	301	266	266	222	285	207	222	244
Carlos Nees (222)	7	222	247	222	211	222	222	244	222
Damian Luca Zeller (241)	8	241	222	211	285	211	211	211	211
Lean Kircher (266)	9	266	211	285	304	304	244	207	241
Noel Mannsperger (225)	10	225	241	233	294	244	219	241	219
Ben Schumacher (247)	11	247	285	241	233	241	304	219	207
Semih Bektas (305)	12	305	209	294	241	219	241	294	294
Alexandre Mgaloblishvili (209)	13	209	294	244	244	294	294	233	233
Devin Titz (221)	14	221	244	209	305	233	233	221	237
Alex Huizer (255)	15	255	305	305	219	221	221	237	221
Milan Rossi (244)	16	244	221	221	221	237	237	305	305
Bruno Kortekaas (274)	17	274	224	219	209	305	305	304	304
Gustav Christensen (219)	18	219	219	255	255	209	224	224	224
Marvin Zimmermann (246)	19	246	255	224	237	255	225	225	225
Felix Gronneck (285)	20	285	246	237	224	224	209	209	275
Paul Bernhard (224)	21	224	302	246	225	225	246	246	209
Mico Lionn Schweers (275)	22	275	225	225	246	246	302	275	246
Leo Klok (294)	23	294	237	302	302	302	275	302	302
Nick Ried (277)	24	277	275	275	275	275	220	220	
Jonathan Maier (302)	25	302	220	220	220	220			
Neo Knapp (220)	26	220							
William Sterup Nielsen (237)	27	237							
-	28								



### DMKM - Mini

### Qualifying Heat 1 Revision 2

Track length: 1.315 Km

Race Started: 15:18:50

Best Lap by: 237 - William Sterup Nielsen - 1:03.336

Rank	#	Driver	Nat	Sponsor Entrant	Nat	License E-License	Make	laps	T. Time Diff	Best Lap	Penalty	Points
1	11	247 Ben Schumacher	DEU	ADAC Team Weser-Ems e.V. CRG Holland	NLD	NKA10666 IBL15521008	CRG/TM/Vega	7	7:36.963	1:03.414		50
2	-1	214 Henri Möhring	DEU	ADAC Hessen-Thüringen e.V. TB Racing Team	DEU	NKA16972 KBF38262	KR/IAME/Vega	7	7:37.595 0.632	1:03.605		44
3	4	301 Senn Lindeman	NLD	Paauper Kart Racing	NLD	NKA50470 IBL19655006	Birel ART/TM/Vega	7	7:38.306 1.343	1:03.694		41
4	22	285 Felix Groneck	DEU	CRG Holland	NLD	NKA16373 IBL15521007	CRG/TM/Vega	7	7:39.152 2.189	1:03.489		38
5	13	244 Milan Rossi	DEU	Lanari Racing Team	DEU	NKA13619 KBF17166	KR/IAME/Vega	7	7:39.680 2.717	1:03.415		36
6	0	222 Carlos Nees	DEU	NEES RACING	DEU	NKA17874 KBF17863	KR/IAME/Vega	7	7:39.723 2.760	1:03.818		34
7	13	219 Gustav Christensen	SWE	CRG Holland	NLD	NKA133604 IBL15521	CRG/TM/Vega	7	7:41.339 4.376	1:03.600		32
8	-5	207 Ruudi Algre	EST	Maranello SRP Factory Team	DEU	NKA26406 KBF38275	Maranello/TM/Vega	7	7:41.740 4.777	1:04.580		30
9	14	294 Leo Klok	NLD	Miranda Klok-Holtjer	NLD	NKA52623 BEK52403	Oberon/IAME/Vega	7	7:42.106 5.143	1:03.902		28
10	-6	233 Ruben Opitz	DEU	NEES RACING	DEU	NKA10450 KBF38362	KR/IAME/Vega	7	7:42.211 5.248	1:03.704		27
11	-3	237 William Sterup Nielsen	DNK	Rene Nielsen	DNK	NAT A95174 IBL75556	CRG/TM/VEGA	7	7:42.448 5.485	1:03.336		26
12	4	221 Devin Titz	DEU	CRG Holland	NLD	NKA14835 IBL15521	CRG/TM/Vega	7	7:43.032 6.069	1:04.407		25
13	-3	266 Lean Kircher	DEU	ADAC Hessen-Thüringen e.V. Ebert Motorsport	DEU	NKA25532 KBF38528	Alonso Kart/TM/Vega	7	7:44.097 7.134	1:04.296	+ 5 sec	24
14	-9	211 Presian Stoyanov	DEU	ADAC Berlin-Brandenburg e.V. TR Motorsport	DEU	NKA30339 KBF42809	RS/IAME/Vega	7	7:45.748 8.785	1:04.000	+ 5 sec	23
15	-6	241 Damian Luca Zeller	DEU	APEX Performance	DEU	NKA28615 KBF38438	Maranello/TM/Vega	7	7:45.991 9.028	1:03.362	+ 5 sec	22
16	6	305 Semih Bektas	DEU	AMC Ehingen e.V.	DEU	NKA42993 BIC39008	CRG/IAME/Vega	7	7:47.201 10.238	1:03.773	+ 5 sec	21
17	-15	304 Tiberius Müller	DEU	NEES RACING	DEU	NKA21274 KBF17863	Redspeed/IAME/Vega	7	7:47.862 10.899	1:04.655		20
18	9	224 Paul Bernhard	DEU	ADAC Pfalz e.V. Team75 Bernhard	DEU	NKA41687 BIF38465	Energy/TM/Vega	7	7:49.346 12.383	1:04.573		19
19	-6	225 Noel Mannsperger	DEU	NEES RACING	DEU	NKA11122 KBF17863	KR/IAME/Vega	7	7:51.728 14.765	1:04.256		18
20	-5	209 Alexandre Mgaloblishvili	GEO	CRG Deutschland	DEU	NKA230055 KBF18122	CRG/TM/Vega	7	7:59.251 22.288	1:07.654		17
21	4	302 Jonathan Maier	DEU	7L-Performance	DEU	NKA41248 KBF38668	Tony Kart/TM/Vega	7	7:59.501 22.538	1:06.026		16
22	2	275 Mico Lionn Schweers	DEU	Swantje Schweers	DEU	NKA26817 BEK26817	Oberon/IAME/Vega	7	8:03.873 26.910	1:05.452	+ 5 sec	15
23	-9	246 Marvin Zimmermann	DEU	NEES RACING	DEU	NKA10834 KBF17863	KR/IAME/Vega	7	8:04.278 27.315	1:06.419	+ 5 sec	14
24	-13	220 Neo Knapp	DEU	Team NKS	DEU	NKA11204 KBF42057	DAB/TM/Vega	6	8:02.791 1 Lap	1:05.574	+ 5 sec	13
25	-8	255 Alex Huizer	NLD	CRG Holland	NLD	NKA52410 IBL15521007	CRG/TM /Vega	4	4:38.954 3 Laps	1:05.646	+ 5 sec	12
26	2	277 Nick Ried	DEU	Lanari Racing Team	DEU	NKA10695 KBF17166	KR/IAME/Vega	0	1.426 7 Laps			11
27	-6	208 Roman Meister	DEU	TSUNAMI R.T.	ITA	NKA27196 IBL181	KR/IAME/Vega	0				10

#### Not classified

DSQ	274	Bruno Kortekaas	NLD	CRG Holland	NLD	NKA52405 IBL15521007	CRG/TM/Vega	0	DSQ		+ 5 sec	4
-----	-----	-----------------	-----	-------------	-----	-------------------------	-------------	---	-----	--	---------	---

#### Announcements

# 274,246,275,220,241,211,255 + 5 sec front fairing

# 305 + 3 sec corridor with 2 wheels

#266 + 5 sec leaving the track

# 274 DQ Steward


Timekeeper  
M.Riehmers

Race Director  
H.Seidel

Page 1/1

These results are provisional until the conclusion of any judicial and technical matters!

Printed: 20.04.2024 / 16:10



### DMKM - Mini

### Qualifying Heat 2

Track length: 1.315 Km

Race Started: 17:12:56

Best Lap by: 233 - Ruben Opitz - 1:01.220

Rank	#	Driver	Nat	Sponsor Entrant	Nat	License E-License	Make	laps	T. Time Diff	Best Lap	Penalty	Points
1	8	241 Damian Luca Zeller	DEU	APEX Performance	DEU	NKA28615 KBF38438	Maranello/TM/Vega	7	7:18.459	1:01.855		50
2	8	266 Lean Kircher	DEU	ADAC Hessen-Thüringen e.V. Ebert Motorsport	DEU	NKA25532 KBF38528	Alonso Kart/TM/Vega	7	7:21.976 3.517	1:01.655		44
3	3	222 Carlos Nees	DEU	NEES RACING	DEU	NKA17874 KBF17863	KR/IAME/Vega	7	7:22.212 3.753	1:01.530		41
4	1	211 Presian Stoyanov	DEU	ADAC Berlin-Brandenburg e.V. TR Motorsport	DEU	NKA30339 KBF42809	RS/IAME/Vega	7	7:22.954 4.495	1:02.500		38
5	-1	233 Ruben Opitz	DEU	NEES RACING	DEU	NKA10450 KBF38362	KR/IAME/Vega	7	7:23.038 4.579	1:01.220		36
6	-5	214 Henri Möhring	DEU	ADAC Hessen-Thüringen e.V. TB Racing Team	DEU	NKA16972 KBF38262	KR/IAME/Vega	7	7:23.694 5.235	1:01.537	+ 5 sec	34
7	16	294 Leo Klok	NLD	Miranda Klok-Holtjer	NLD	NKA52623 BEK52403	Oberon/IAME/Vega	7	7:25.275 6.816	1:02.072		32
8	18	285 Felix Gronneck	DEU	CRG Holland	NLD	NKA16373 IBL15521007	CRG/TM/Vega	7	7:25.507 7.048	1:01.582		30
9	9	244 Milan Rossi	DEU	Lanari Racing Team	DEU	NKA13619 KBF17166	KR/IAME/Vega	7	7:25.646 7.187	1:01.661		28
10	-7	207 Ruudi Algred	EST	Maranello SRP Factory Team	DEU	NKA26406 KBF38275	Maranello/TM/Vega	7	7:26.403 7.944	1:02.554		27
11	2	225 Noel Mannsperger	DEU	NEES RACING	DEU	NKA11122 KBF17863	KR/IAME/Vega	7	7:26.907 8.448	1:02.342		26
12	8	219 Gustav Christensen	SWE	CRG Holland	NLD	NKA133604 IBL15521	CRG/TM/Vega	7	7:28.870 10.411	1:02.117		25
13	3	221 Devin Titz	DEU	CRG Holland	NLD	NKA14835 IBL15521	CRG/TM/Vega	7	7:28.949 10.490	1:02.967		24
14	-6	237 William Sterup Nielsen	DNK	Rene Nielsen	DNK	NAT A95174 IBL75556	CRG/TM/VEGA	7	7:29.517 11.058	1:02.581		23
15	-3	247 Ben Schumacher	DEU	ADAC Team Weser-Ems e.V. CRG Holland	NLD	NKA10666 IBL15521008	CRG/TM/Vega	7	7:29.541 11.082	1:02.411		22
16	5	208 Roman Meister	DEU	TSUNAMI R.T.	ITA	NKA27196 IBL181	KR/IAME/Vega	7	7:29.971 11.512	1:02.870		21
17	-15	304 Tiberius Müller	DEU	NEES RACING	DEU	NKA21274 KBF17863	Redspeed/IAME/Vega	7	7:30.031 11.572	1:02.989		20
18	9	224 Paul Bernhard	DEU	ADAC Pfalz e.V. Team75 Bernhard	DEU	NKA41687 BIF38465	Energy/TM/Vega	7	7:31.303 12.844	1:02.080		19
19	-5	246 Marvin Zimmermann	DEU	NEES RACING	DEU	NKA10834 KBF17863	KR/IAME/Vega	7	7:32.666 14.207	1:03.000		18
20	-9	220 Neo Knapp	DEU	Team NKS	DEU	NKA11204 KBF42057	DAB/TM/Vega	7	7:34.606 16.147	1:03.271	+ 5 sec	17
21	-14	301 Senn Lindeman	NLD	Paauwer Kart Racing	NLD	NKA50470 IBL19655006	Birel ART/TM/Vega	7	7:34.996 16.537	1:01.898		16
22	0	305 Semih Bektas	DEU	AMC Ehingen e.V.	DEU	NKA42993 BIC39008	CRG/IAME/Vega	7	7:37.793 19.334	1:03.060	+ 5 sec	15
23	-8	209 Alexandre Mgaloblishvili	GEO	CRG Deutschland	DEU	NKA230055 KBF18122	CRG/TM/Vega	7	7:40.831 22.372	1:03.209		14
24	0	275 Mico Lionn Schweers	DEU	Swantje Schweers	DEU	NKA26817 BEK26817	Oberon/IAME/Vega	7	7:43.309 24.850	1:03.341		13
25	-6	274 Bruno Kortekaas	NLD	CRG Holland	NLD	NKA52405 IBL15521007	CRG/TM/Vega	7	7:48.250 29.791	1:03.484	+ 5 sec	12
26	-9	255 Alex Huizer	NLD	CRG Holland	NLD	NKA52410 IBL15521007	CRG/TM /Vega	7	7:54.037 35.578	1:04.903	+ 5 sec	11
27	-2	302 Jonathan Maier	DEU	7L-Performance	DEU	NKA41248 KBF38668	Tony Kart/TM/Vega	0				10
28	0	277 Nick Ried	DEU	Lanari Racing Team	DEU	NKA10695 KBF17166	KR/IAME/Vega	0				9

#### Announcements

# 214 + 5 sec Dangerous driving

# 255,274,305,220 + 5 sec front fairing


Timekeeper  
M.Riehmers

Race Director  
H.Seidel

Page 1/1

These results are provisional until the conclusion of any judicial and technical matters!

Printed: 20.04.2024 / 18:46







INT. ADAC Kartrennen Mülsen

DMKM - Mini

Arena E Mülsen 1,315 Km

Qualifying Heat 2

20.04.2024 17:15

Race (7 Laps) started at 17:12:56

Lap	Time of Day	Lap Tm	Diff	S1 Tm	S2 Tm
1	17:14:04.821	<b>1:07.963</b>	+4.974	48.347	19.616
2	17:15:09.549	<b>1:04.728</b>	+1.739	46.164	18.564
3	17:16:13.250	<b>1:03.701</b>	+0.712	45.314	18.387
4	17:17:17.072	<b>1:03.822</b>	+0.833	45.537	18.285
5	17:18:20.869	<b>1:03.797</b>	+0.808	45.898	<b>17.899</b>
6	17:19:23.862	<b>1:02.993</b>	+0.004	45.011	17.982
7	17:20:26.851	<b>1:02.989</b>		<b>44.724</b>	18.265

Lap	Time of Day	Lap Tm	Diff	S1 Tm	S2 Tm
2	17:15:16.861	<b>1:05.252</b>	+1.768	46.762	18.490
3	17:16:21.352	<b>1:04.491</b>	+1.007	46.163	18.328
4	17:17:27.426	<b>1:06.074</b>	+2.590		
5	17:18:32.248	<b>1:04.822</b>	+1.338	46.499	18.323
6	17:19:36.586	<b>1:04.338</b>	+0.854	46.133	18.205
7	17:20:40.070	<b>1:03.484</b>		<b>45.306</b>	<b>18.178</b>

(224) Paul Bernhard

1	17:14:08.683	<b>1:10.982</b>	+8.902	52.578	18.404
2	17:15:12.802	<b>1:04.119</b>	+2.039	45.996	18.123
3	17:16:16.130	<b>1:03.328</b>	+1.248	45.441	17.887
4	17:17:19.812	<b>1:03.682</b>	+1.602	45.732	17.950
5	17:18:22.910	<b>1:03.098</b>	+1.018	45.148	17.950
6	17:19:26.043	<b>1:03.133</b>	+1.053	45.329	17.804
7	17:20:28.123	<b>1:02.080</b>		<b>44.497</b>	<b>17.583</b>

(255) Alex Huizer

1	17:14:11.804	<b>1:13.929</b>	+9.026	54.559	19.370
2	17:15:18.095	<b>1:06.291</b>	+1.388	47.393	18.898
3	17:16:23.729	<b>1:05.634</b>	+0.731	46.787	<b>18.847</b>
4	17:17:29.775	<b>1:06.046</b>	+1.143	46.646	19.400
5	17:18:34.746	<b>1:04.971</b>	+0.068	46.065	18.906
6	17:19:39.649	<b>1:04.903</b>		<b>46.011</b>	18.892
7	17:20:45.857	<b>1:06.208</b>	+1.305	46.881	19.327

(246) Marvin Zimmermann

1	17:14:05.564	<b>1:08.283</b>	+5.283	49.730	18.553
2	17:15:10.519	<b>1:04.955</b>	+1.955	46.568	18.387
3	17:16:14.771	<b>1:04.252</b>	+1.252	46.168	<b>18.084</b>
4	17:17:19.218	<b>1:04.447</b>	+1.447	45.764	18.683
5	17:18:22.843	<b>1:03.625</b>	+0.625	45.365	18.260
6	17:19:26.486	<b>1:03.643</b>	+0.643	45.488	18.155
7	17:20:29.486	<b>1:03.000</b>		<b>44.810</b>	18.190

(220) Neo Knapp

1	17:14:02.825	<b>1:05.732</b>	+2.461	47.538	18.194
2	17:15:06.957	<b>1:04.132</b>	+0.861	45.722	18.410
3	17:16:10.939	<b>1:03.982</b>	+0.711	45.837	18.145
4	17:17:15.007	<b>1:04.068</b>	+0.797	45.756	18.312
5	17:18:19.106	<b>1:04.099</b>	+0.828	46.152	<b>17.947</b>
6	17:19:22.377	<b>1:03.271</b>		45.184	18.087
7	17:20:26.426	<b>1:04.049</b>	+0.778	<b>45.156</b>	18.893

(301) Senn Lindeman

1	17:14:13.625	<b>1:14.948</b>	+13.050	56.694	18.254
2	17:15:17.528	<b>1:03.903</b>	+2.005	45.775	18.128
3	17:16:21.583	<b>1:04.055</b>	+2.157	45.965	18.090
4	17:17:25.141	<b>1:03.558</b>	+1.660	45.400	18.158
5	17:18:27.829	<b>1:02.688</b>	+0.790	44.658	18.030
6	17:19:29.918	<b>1:02.089</b>	+0.191	44.226	17.863
7	17:20:31.816	<b>1:01.898</b>		<b>44.160</b>	<b>17.738</b>

(305) Semih Bektas

1	17:14:06.664	<b>1:09.126</b>	+6.066	50.810	18.316
2	17:15:11.299	<b>1:04.635</b>	+1.575	46.133	18.502
3	17:16:15.602	<b>1:04.303</b>	+1.243	46.145	18.158
4	17:17:19.723	<b>1:04.121</b>	+1.061	46.060	18.061
5	17:18:23.209	<b>1:03.486</b>	+0.426	45.547	<b>17.939</b>
6	17:19:26.553	<b>1:03.344</b>	+0.284	45.197	18.147
7	17:20:29.613	<b>1:03.060</b>		<b>45.011</b>	18.049

(209) Alexandre Mgaloblishvili

1	17:14:11.765	<b>1:14.459</b>	+11.250	55.994	18.465
2	17:15:17.096	<b>1:05.331</b>	+2.122	46.811	18.520
3	17:16:21.544	<b>1:04.448</b>	+1.239	46.190	18.258
4	17:17:25.587	<b>1:04.043</b>	+0.834	46.014	<b>18.029</b>
5	17:18:28.796	<b>1:03.209</b>		<b>44.860</b>	18.349
6	17:19:33.874	<b>1:05.078</b>	+1.869	46.294	18.784
7	17:20:37.651	<b>1:03.777</b>	+0.568	45.465	18.312

(275) Mico Lionn Schweers

1	17:14:15.826	<b>1:16.705</b>	+13.364	57.821	18.884
2	17:15:21.488	<b>1:05.662</b>	+2.321	47.220	18.442
3	17:16:26.248	<b>1:04.760</b>	+1.419	46.460	18.300
4	17:17:29.846	<b>1:03.598</b>	+0.257	45.480	18.118
5	17:18:33.227	<b>1:03.381</b>	+0.040	45.385	17.996
6	17:19:36.788	<b>1:03.561</b>	+0.220	45.645	<b>17.916</b>
7	17:20:40.129	<b>1:03.341</b>		<b>45.333</b>	18.008

(274) Bruno Kortekaas

1	17:14:11.609	<b>1:14.287</b>	+10.803	55.417	18.870
---	--------------	-----------------	---------	--------	--------



INT. ADAC Kartrennen Mülsen

Lapchart

DMKM - Mini

Arena E Mülsen 1,315 Km

Qualifying Heat 2

20.04.2024 17:15

Race (7 Laps) started at 17:12:56

Competitors	Laps								
		0	1	2	3	4	5	6	7
Henri Möhring (214)	1	214	214	214	222	222	222	222	241
Tiberius Müller (304)	2	304	222	222	214	214	214	214	214
Ruudi Algre (207)	3	207	241	241	241	241	241	241	266
Ruben Opitz (233)	4	233	211	211	211	211	211	211	222
Presian Stoyanov (211)	5	211	207	207	207	266	266	266	211
Carlos Nees (222)	6	222	220	220	266	207	233	233	233
Damian Luca Zeller (241)	7	241	233	266	220	233	294	294	294
William Sterup Nielsen (237)	8	237	266	233	233	220	207	207	285
Neo Knapp (220)	9	220	237	237	225	294	285	285	244
Lean Kircher (266)	10	266	294	225	208	225	225	244	207
Noel Mannsperger (225)	11	225	225	208	294	208	244	225	225
Ben Schumacher (247)	12	247	208	294	285	285	220	220	219
Marvin Zimmermann (246)	13	246	304	285	237	237	208	219	221
Alexandre Mgaloblishvili (209)	14	209	246	221	221	244	221	221	237
Devin Titz (221)	15	221	285	304	244	221	237	237	247
Bruno Kortekaas (274)	16	274	221	244	304	219	219	247	220
Milan Rossi (244)	17	244	244	246	219	247	247	304	208
Roman Meister (208)	18	208	305	219	247	304	304	208	304
Gustav Christensen (219)	19	219	219	305	246	246	246	224	224
Leo Klok (294)	20	294	224	247	305	305	224	246	246
Felix Groneck (285)	21	285	247	224	224	224	305	305	305
Semih Bektas (305)	22	305	274	274	274	301	301	301	301
Paul Bernhard (224)	23	224	209	209	209	209	209	209	209
Alex Huizer (255)	24	255	255	301	301	274	274	274	274
Senn Lindeman (301)	25	301	301	255	255	255	275	275	275
Mico Lionn Schweers (275)	26	275	275	275	275	275	255	255	255
-	27								
-	28								



**DKM Round 1**
**DMKM - Mini**
**MülSEN**
**Ranking after Heats**

Pos. No.	Firstname	Lastname	Nat.	Dri	Entrant	Nat	Ent	Make	Sponsor	Total points			Heat 1	Heat 2
										QP	PTS	Diff.		
1	214	Henri	Möhring	DEU	TB Racing Team	DEU	KR/IAME/Vega	ADAC Hessen-Thüringen e.V.	1	78		44	34	
2	222	Carlos	Nees	DEU	NEES RACING	DEU	KR/IAME/Vega		6	75	3	34	41	
3	241	Damian Luca	Zeller	DEU	APEX Performance	DEU	Maranello/TM/Vega		9	72	6	22	50	
4	247	Ben	Schumacher	DEU	CRG Holland	NLD	CRG/TM/Vega	ADAC Team Weser-Ems e.V.	12	72	6	50	22	
5	266	Lean	Kircher	DEU	Ebert Motorsport	DEU	Alonso Kart/TM/Vega	ADAC Hessen-Thüringen e.V.	10	68	10	24	44	
6	285	Felix	Groneck	DEU	CRG Holland	NLD	CRG/TM/Vega		27	68	10	38	30	
7	244	Milan	Rossi	DEU	Lanari Racing Team	DEU	KR/IAME/Vega		18	64	14	36	28	
8	233	Ruben	Opitz	DEU	NEES RACING	DEU	KR/IAME/Vega		4	63	15	27	36	
9	211	Presian	Stoyanov	DEU	TR Motorsport	DEU	RS/IAME/Vega	ADAC Berlin-Brandenburg e.V.	5	61	17	23	38	
10	294	Leo	Klok	NLD	Miranda Klok-Holtjer	NLD	Oberon/IAME/Vega		23	60	18	28	32	
11	207	Ruudi	Algre	EST	Maranello SRP Factory Team	DEU	Maranello/TM/Vega		3	57	21	30	27	
12	301	Senn	Lindeman	NLD	Paauwer Kart Racing	NLD	Birel ART/TM/Vega		7	57	21	41	16	
13	219	Gustav	Christensen	SWE	CRG Holland	NLD	CRG/TM/Vega		20	57	21	32	25	
14	237	William	Sterup Nielsen	DNK	Rene Nielsen	DNK	CRG/TM/VEGA		8	49	29	26	23	
15	221	Devin	Titz	DEU	CRG Holland	NLD	CRG/TM/Vega		16	49	29	25	24	
16	225	Noel	Mannsperger	DEU	NEES RACING	DEU	KR/IAME/Vega		13	44	34	18	26	
17	304	Tiberius	Müller	DEU	NEES RACING	DEU	Redspeed/IAME/Vega		2	40	38	20	20	
18	224	Paul	Bernhard	DEU	Team75 Bernhard	DEU	Energy/TM/Vega	ADAC Pfalz e.V.	26	38	40	19	19	
19	305	Semih	Bektas	DEU	AMC Ehingen e.V.	DEU	CRG/IAME/Vega		22	36	42	21	15	
20	246	Marvin	Zimmermann	DEU	NEES RACING	DEU	KR/IAME/Vega		14	32	46	14	18	
21	209	Alexandre	Mgaloblishvili	GEO	CRG Deutschland	DEU	CRG/TM/Vega		15	31	47	17	14	
22	208	Roman	Meister	DEU	TSUNAMI R.T.	ITA	KR/IAME/Vega		21	31	47	10	21	
23	220	Neo	Knapp	DEU	Team NKS	DEU	DAB/TM/Vega		11	30	48	13	17	
24	275	Mico Lionn	Schweers	DEU	Swantje Schweers	DEU	Oberon/IAME/Vega		24	28	50	15	13	
25	302	Jonathan	Maier	DEU	7L-Performance	DEU	Tony Kart/TM/Vega		25	26	52	16	10	
26	255	Alex	Huizer	NLD	CRG Holland	NLD	CRG/TM/Vega		17	23	55	12	11	
27	277	Nick	Ried	DEU	Lanari Racing Team	DEU	KR/IAME/Vega		28	20	58	11	9	
28	274	Bruno	Kortekaas	NLD	CRG Holland	NLD	CRG/TM/Vega		19	16	62	4	12	

**Announcements:** These results are provisional until the conclusion of any judicial and technical matters

Racedirector Horst Seidel:



Timekeeping Monika Riehmers:



Printed: 20.04.2024 19:45

Posted at: h



DKM Round 1	Track:	MülSEN	Edition 1
Class: DMKM - Mini	Heat:	Superheat	
Date/Time: 21.04.2024 11:15	Laps:	9 laps	
	18		
35		36	
	17		
33		34	
	16		
31		32	
	15		
29		30	
Nick Ried <b>277</b> KR/IAME/Vega	14	Bruno Kortekaas <b>274</b> CRG/TM/Vega	
27		28	
Jonathan Maier <b>302</b> Tony Kart/TM/Vega	13	Alex Huizer <b>255</b> CRG/TM/Vega	
25		26	
Neo Knapp <b>220</b> DAB/TM/Vega	12	Mico Lionn Schweers <b>275</b> Oberon/IAME/Vega	
23		24	
Alexandre Mgaloblishvili <b>209</b> CRG/TM/Vega	11	Roman Meister <b>208</b> KR/IAME/Vega	
21		22	
Semih Bektas <b>305</b> CRG/IAME/Vega	10	Marvin Zimmermann <b>246</b> KR/IAME/Vega	
19		20	
Tiberius Müller <b>304</b> Redspeed/IAME/Vega	9	Paul Bernhard <b>224</b> Energy/TM/Vega	
17		18	
Devin Titz <b>221</b> CRG/TM/Vega	8	Noel Mannsperger <b>225</b> KR/IAME/Vega	
15		16	
Gustav Christensen <b>219</b> CRG/TM/Vega	7	William Sterup Nielsen <b>237</b> CRG/TM/VEGA	
13		14	
Ruudi Algre <b>207</b> Maranello/TM/Vega	6	Senn Lindeman <b>301</b> Birel ART/TM/Vega	
11		12	
Presian Stoyanov <b>211</b> RS/IAME/Vega	5	Leo Klok <b>294</b> Oberon/IAME/Vega	
9		10	
Milan Rossi <b>244</b> KR/IAME/Vega	4	Ruben Opitz <b>233</b> KR/IAME/Vega	
7		8	
Lean Kircher <b>266</b> Alonso Kart/TM/Vega	3	Felix Gronneck <b>285</b> CRG/TM/Vega	
5		6	
Damian Luca Zeller <b>241</b> Maranello/TM/Vega	2	Ben Schumacher <b>247</b> CRG/TM/Vega	
3		4	
Henri Möhring <b>214</b> KR/IAME/Vega	1	Carlos Nees <b>222</b> KR/IAME/Vega	
1	Row	2	

Pole Position

printed 20.04.2024 19:45

### DMKM - Mini

### Warm Up

Track length: 1.315 Km

Session Started: 8:30:04

Best Lap by: 214 - Henri Möhring - 1:06.237

Rank	#	Driver	Nat	Sponsor Entrant	Nat	License E-License	Make	laps	Best Lap	Diff	In Lap	Penalty
1	214	Henri Möhring	DEU	ADAC Hessen-Thüringen e.V. TB Racing Team	DEU	NKA16972 KBF38262	KR/IAME/Vega	8	1:06.237		8	
2	285	Felix Groneck	DEU	CRG Holland	NLD	NKA16373 IBL15521007	CRG/TM/Vega	6	1:06.480	0.243	4	
3	237	William Sterup Nielsen	DNK	Rene Nielsen	DNK	NAT A95174 IBL75556	CRG/TM/VEGA	8	1:06.680	0.443	8	
4	255	Alex Huizer	NLD	CRG Holland	NLD	NKA52410 IBL15521007	CRG/TM /Vega	8	1:06.888	0.651	4	
5	304	Tiberius Müller	DEU	NEES RACING	DEU	NKA21274 KBF17863	Redspeed/IAME/Vega	8	1:06.939	0.702	8	
6	266	Lean Kircher	DEU	ADAC Hessen-Thüringen e.V. Ebert Motorsport	DEU	NKA25532 KBF38528	Alonso Kart/TM/Vega	7	1:07.178	0.941	1	
7	219	Gustav Christensen	SWE	CRG Holland	NLD	NKA133604 IBL15521	CRG/TM/Vega	8	1:07.438	1.201	8	
8	247	Ben Schumacher	DEU	ADAC Team Weser-Ems e.V. CRG Holland	NLD	NKA10666 IBL15521008	CRG/TM/Vega	8	1:07.537	1.300	4	
9	209	Alexandre Mgaloblishvili	GEO	CRG Deutschland	DEU	NKA230055 KBF18122	CRG/TM/Vega	8	1:07.576	1.339	8	
10	222	Carlos Nees	DEU	NEES RACING	DEU	NKA117874 KBF17863	KR/IAME/Vega	5	1:07.843	1.606	1	
11	233	Ruben Opitz	DEU	NEES RACING	DEU	NKA10450 KBF38362	KR/IAME/Vega	7	1:07.914	1.677	7	
12	225	Noel Mannsperger	DEU	NEES RACING	DEU	NKA11122 KBF17863	KR/IAME/Vega	7	1:07.962	1.725	4	
13	244	Milan Rossi	DEU	Lanari Racing Team	DEU	NKA13619 KBF17166	KR/IAME/Vega	8	1:08.092	1.855	3	
14	211	Presian Stoyanov	DEU	ADAC Berlin-Brandenburg e.V. TR Motorsport	DEU	NKA30339 KBF42809	RS/IAME/Vega	7	1:08.269	2.032	4	
15	220	Neo Knapp	DEU	Team NKS	DEU	NKA11204 KBF42057	DAB/TM/Vega	5	1:08.357	2.120	2	
16	241	Damian Luca Zeller	DEU	APEX Performance	DEU	NKA28615 KBF38438	Maranello/TM/Vega	8	1:08.415	2.178	4	
17	301	Senn Lindeman	NLD	Paauwer Kart Racing	NLD	NKA50470 IBL19655006	Birel ART/TM/Vega	4	1:08.428	2.191	2	
18	274	Bruno Kortekaas	NLD	CRG Holland	NLD	NKA52405 IBL15521007	CRG/TM/Vega	4	1:09.097	2.860	1	
19	221	Devin Titz	DEU	CRG Holland	NLD	NKA14835 IBL15521	CRG/TM/Vega	7	1:09.404	3.167	1	
20	246	Marvin Zimmermann	DEU	NEES RACING	DEU	NKA10834 KBF17863	KR/IAME/Vega	8	1:09.458	3.221	3	
21	224	Paul Bernhard	DEU	ADAC Pfalz e.V. Team75 Bernhard	DEU	NKA41687 BIF38465	Energy/TM/Vega	4	1:09.917	3.680	4	
22	277	Nick Ried	DEU	Lanari Racing Team	DEU	NKA10695 KBF17166	KR/IAME/Vega	7	1:10.326	4.089	2	
23	294	Leo Klok	NLD	Miranda Klok-Holtjer	NLD	NKA52623 BEK52403	Oberon/IAME/Vega	2	1:11.044	4.807	1	
24	305	Semih Bektas	DEU	AMC Ehingen e.V.	DEU	NKA42993 BIC39008	CRG/IAME/Vega	6	1:11.925	5.688	3	
25	207	Ruudi Algre	EST	Maranello SRP Factory Team	DEU	NKA26406 KBF38275	Maranello/TM/Vega	7	1:11.972	5.735	3	
26	275	Mico Lionn Schweers	DEU	Swantje Schweers	DEU	NKA26817 BEK26817	Oberon/IAME/Vega	2	1:12.002	5.765	2	
27	302	Jonathan Maier	DEU	7L-Performance	DEU	NKA41248 KBF38668	Tony Kart/TM/Vega	7	1:13.904	7.667	7	
28	208	Roman Meister	DEU	TSUNAMI R.T.	ITA	NKA27196 IBL181	KR/IAME/Vega	0			0	


Timekeeper  
M.Riehmers

Race Director  
H.Seidel

Page 1/1

These results are provisional until the conclusion of any judicial and technical matters!

Printed: 21.04.2024 / 08:41



INT. ADAC Kartrennen Mülsen

DMKM - Mini

Arena E Mülsen 1,315 Km

Warm Up

21.04.2024 08:30

Practice (10:00 Time) started at 8:30:04

Lap	Time of Day	Lap Tm	Diff	S1 Tm	S2 Tm
<b>(214) Henri Möhring</b>					
1	8:32:38.948	<b>1:09.301</b>	+3.064	49.814	19.487
2	8:33:47.025	<b>1:08.077</b>	+1.840	48.539	19.538
3	8:34:54.294	<b>1:07.269</b>	+1.032	48.126	19.143
4	8:36:01.527	<b>1:07.233</b>	+0.996	48.108	19.125
5	8:37:08.312	<b>1:06.785</b>	+0.548	47.541	19.244
6	8:38:15.441	<b>1:07.129</b>	+0.892	47.494	19.635
7	8:39:22.668	<b>1:07.227</b>	+0.990	47.722	19.505
8	8:40:28.905	<b>1:06.237</b>		<b>47.113</b>	<b>19.124</b>

<b>(285) Felix Gronck</b>					
1	8:32:42.019	<b>1:09.222</b>	+2.742	49.629	19.593
2	8:33:50.228	<b>1:08.209</b>	+1.729	48.770	19.439
3	8:34:57.574	<b>1:07.346</b>	+0.866	48.153	19.193
4	8:36:04.054	<b>1:06.480</b>		47.361	<b>19.119</b>
5	8:39:15.125	<b>3:11.071</b>	+2:04.591	<b>47.247</b>	19.276
6	8:40:22.081	<b>1:06.956</b>	+0.476	47.742	19.214

<b>(237) William Sterup Nielsen</b>					
1	8:32:39.107	<b>1:07.995</b>	+1.315	48.945	19.050
2	8:33:47.229	<b>1:08.122</b>	+1.442	48.475	19.647
3	8:34:54.428	<b>1:07.199</b>	+0.519	48.152	19.047
4	8:36:01.659	<b>1:07.231</b>	+0.551	48.074	19.157
5	8:37:09.469	<b>1:07.810</b>	+1.130	48.772	19.038
6	8:38:17.099	<b>1:07.630</b>	+0.950	48.477	19.153
7	8:39:24.704	<b>1:07.605</b>	+0.925	48.560	19.045
8	8:40:31.384	<b>1:06.680</b>		<b>47.704</b>	<b>18.976</b>

<b>(255) Alex Huizer</b>					
1	8:32:42.098	<b>1:08.615</b>	+1.727	49.050	19.565
2	8:33:51.037	<b>1:08.939</b>	+2.051	49.177	19.762
3	8:34:58.883	<b>1:07.846</b>	+0.958	48.292	19.554
4	8:36:05.771	<b>1:06.888</b>		47.622	<b>19.266</b>
5	8:37:12.769	<b>1:06.998</b>	+0.110	<b>47.295</b>	19.703
6	8:38:22.401	<b>1:09.632</b>	+2.744	48.996	20.636
7	8:39:30.610	<b>1:08.209</b>	+1.321	48.744	19.465
8	8:40:38.411	<b>1:07.801</b>	+0.913	48.384	19.417

<b>(304) Tiberius Müller</b>					
1	8:32:41.758	<b>1:09.346</b>	+2.407	49.751	19.595
2	8:33:52.017	<b>1:10.259</b>	+3.320	50.374	19.885
3	8:34:59.954	<b>1:07.937</b>	+0.998	48.174	19.763
4	8:36:07.003	<b>1:07.049</b>	+0.110	<b>47.296</b>	19.753
5	8:37:14.395	<b>1:07.392</b>	+0.453	47.418	19.974
6	8:38:22.822	<b>1:08.427</b>	+1.488	48.319	20.108
7	8:39:30.963	<b>1:08.141</b>	+1.202	48.534	19.607
8	8:40:37.902	<b>1:06.939</b>		47.518	<b>19.421</b>

<b>(266) Lean Kircher</b>					
1	8:34:04.756	<b>1:07.178</b>		47.784	19.394
2	8:35:12.849	<b>1:08.093</b>	+0.915	48.890	19.203
3	8:36:20.295	<b>1:07.446</b>	+0.268	48.000	19.446
4	8:37:27.487	<b>1:07.192</b>	+0.014	<b>47.611</b>	19.581
5	8:38:35.904	<b>1:08.417</b>	+1.239	49.130	19.287
6	8:39:43.252	<b>1:07.348</b>	+0.170	48.252	<b>19.096</b>
7	8:40:50.699	<b>1:07.447</b>	+0.269	48.183	19.264

<b>(219) Gustav Christensen</b>					
1	8:32:42.425	<b>1:08.277</b>	+0.839	49.103	19.174
2	8:33:51.689	<b>1:09.264</b>	+1.826	49.154	20.110
3	8:35:03.689	<b>1:12.000</b>	+4.562	48.852	23.148
4	8:36:11.378	<b>1:07.689</b>	+0.251	48.492	19.197
5	8:37:21.180	<b>1:09.802</b>	+2.364	50.335	19.467
6	8:38:30.573	<b>1:09.393</b>	+1.955	49.676	19.717
7	8:39:38.855	<b>1:08.282</b>	+0.844	48.788	19.494
8	8:40:46.293	<b>1:07.438</b>		<b>48.285</b>	<b>19.153</b>

<b>(247) Ben Schumacher</b>					
1	8:32:37.740	<b>1:07.902</b>	+0.365	48.608	19.294
2	8:33:45.873	<b>1:08.133</b>	+0.596	48.879	19.254
3	8:34:53.992	<b>1:08.119</b>	+0.582	48.897	<b>19.222</b>
4	8:36:01.529	<b>1:07.537</b>		<b>48.255</b>	<b>19.282</b>

Lap	Time of Day	Lap Tm	Diff	S1 Tm	S2 Tm
5	8:37:23.043	<b>1:21.514</b>	+13.977	49.522	31.992
6	8:38:32.519	<b>1:09.476</b>	+1.939	49.936	19.540
7	8:39:42.069	<b>1:09.550</b>	+2.013	49.927	19.623
8	8:40:52.819	<b>1:10.750</b>	+3.213	50.137	20.613

<b>(209) Alexandre Mgaloblishvili</b>					
1	8:32:49.018	<b>1:09.408</b>	+1.832	49.665	19.743
2	8:33:59.660	<b>1:10.642</b>	+3.066	50.406	20.236
3	8:35:11.158	<b>1:11.498</b>	+3.922	50.373	21.125
4	8:36:19.927	<b>1:08.769</b>	+1.193	49.169	19.600
5	8:37:29.193	<b>1:09.266</b>	+1.690	49.535	19.731
6	8:38:41.657	<b>1:12.464</b>	+4.888	51.966	20.498
7	8:39:51.702	<b>1:10.045</b>	+2.469	50.333	19.712
8	8:40:59.278	<b>1:07.576</b>		<b>48.253</b>	<b>19.323</b>

<b>(222) Carlos Nees</b>					
1	8:35:39.926	<b>1:07.843</b>		48.613	<b>19.230</b>
2	8:36:48.316	<b>1:08.390</b>	+0.547	49.027	19.363
3	8:37:56.328	<b>1:08.012</b>	+0.169	<b>48.017</b>	19.995
4	8:39:04.696	<b>1:08.368</b>	+0.525	48.860	19.508
5	8:40:14.936	<b>1:10.240</b>	+2.397	48.727	21.513

<b>(233) Ruben Opitz</b>					
1	8:33:10.100	<b>1:08.632</b>	+0.718	49.166	<b>19.466</b>
2	8:34:19.150	<b>1:09.050</b>	+1.136	48.993	20.057
3	8:35:27.392	<b>1:08.242</b>	+0.328	48.484	19.758
4	8:36:36.754	<b>1:09.362</b>	+1.448	49.832	19.530
5	8:37:48.003	<b>1:11.249</b>	+3.335	50.344	20.905
6	8:38:56.396	<b>1:08.393</b>	+0.479	48.728	19.665
7	8:40:04.310	<b>1:07.914</b>		<b>48.383</b>	19.531

<b>(225) Noel Mannsperger</b>					
1	8:33:18.671	<b>1:10.715</b>	+2.753	49.523	21.192
2	8:34:27.503	<b>1:08.832</b>	+0.870	48.734	20.098
3	8:35:36.178	<b>1:08.675</b>	+0.713	48.699	19.976
4	8:36:44.140	<b>1:07.962</b>		<b>48.216</b>	19.746
5	8:37:52.606	<b>1:08.466</b>	+0.504	48.499	19.967
6	8:39:01.325	<b>1:08.719</b>	+0.757	49.063	<b>19.656</b>
7	8:40:11.246	<b>1:09.921</b>	+1.959	50.003	19.918


<b>(244) Milan Rossi</b>					
1	8:33:03.202	<b>1:10.360</b>	+2.268	50.593	19.767
2	8:34:12.205	<b>1:09.003</b>	+0.911	49.601	19.402
3	8:35:20.297	<b>1:08.092</b>		<b>48.530</b>	19.562
4	8:36:28.508	<b>1:08.211</b>	+0.119	48.975	<b>19.236</b>
5	8:37:38.234	<b>1:09.726</b>	+1.634	50.035	19.691
6	8:38:49.377	<b>1:11.143</b>	+3.051	51.272	19.871
7	8:39:58.841	<b>1:09.464</b>	+1.372	50.042	19.422
8	8:41:07.870	<b>1:09.029</b>	+0.937	49.107	19.922

<b>(211) Presian Stoyanov</b>					
1	8:32:50.794	<b>1:10.360</b>	+2.091	49.975	20.385
2	8:34:00.265	<b>1:09.471</b>	+1.202	49.426	20.045
3	8:35:10.625	<b>1:10.360</b>	+2.091	49.412	20.948
4	8:36:18.894	<b>1:08.269</b>		<b>48.438</b>	<b>19.831</b>
5	8:37:28.270	<b>1:09.376</b>	+1.107	48.486	20.890
6	8:38:40.059	<b>1:11.789</b>	+3.520	50.950	20.839
7	8:39:50.862	<b>1:10.803</b>	+2.534	50.094	20.709

<b>(220) Neo Knapp</b>					
1	8:32:47.261	<b>1:10.455</b>	+2.098		
2	8:33:55.618	<b>1:08.357</b>			
3	8:35:04.369	<b>1:08.751</b>	+0.394		
4	8:37:20.551	<b>2:16.182</b>	+1:07.825		
5	8:40:51.548	<b>3:30.997</b>	+2:22.640		

<b>(241) Damian Luca Zeller</b>					
1	8:32:57.895	<b>1:12.555</b>	+4.140	51.704	20.851
2	8:34:08.620	<b>1:10.725</b>	+2.310	50.767	19.958
3	8:35:19.410	<b>1:10.790</b>	+2.375	50.967	19.823
4	8:36:27.825	<b>1:08.415</b>		<b>48.925</b>	<b>19.490</b>
5	8:37:38.044	<b>1:10.219</b>	+1.804	50.438	19.781
6	8:38:50.005	<b>1:11.961</b>	+3.546	51.308	20.653

Orbits





INT. ADAC Kartrennen Mülsen

DMKM - Mini

Arena E Mülsen 1,315 Km

Warm Up

21.04.2024 08:30

Practice (10:00 Time) started at 8:30:04

Lap	Time of Day	Lap Tm	Diff	S1 Tm	S2 Tm
7	8:39:59.559	1:09.554	+1.139	49.787	19.767
8	8:41:08.481	1:08.922	+0.507	49.257	19.665

(301) Senn Lindeman

Lap	Time of Day	Lap Tm	Diff	S1 Tm	S2 Tm
1	8:32:40.133	1:09.099	+0.671	49.543	19.556
2	8:33:48.561	1:08.428		48.974	19.454
3	8:34:57.149	1:08.588	+0.160	49.052	19.536
4	8:36:05.578	1:08.429	+0.001	49.019	19.410

(274) Bruno Kortekaas

Lap	Time of Day	Lap Tm	Diff	S1 Tm	S2 Tm
1	8:35:04.123	1:09.097		49.561	19.536
2	8:36:13.225	1:09.102	+0.005	49.558	19.544
3	8:37:22.570	1:09.345	+0.248	49.432	19.913
4	8:38:32.388	1:09.818	+0.721	50.030	19.788

(221) Devin Titz

Lap	Time of Day	Lap Tm	Diff	S1 Tm	S2 Tm
1	8:32:41.331	1:09.404		49.772	19.632
2	8:33:52.234	1:10.903	+1.499	49.848	21.055
3	8:35:02.274	1:10.040	+0.636	49.612	20.428
4	8:36:14.354	1:12.080	+2.676	52.358	19.722
5	8:37:24.967	1:10.613	+1.209	50.716	19.897
6	8:38:34.945	1:09.978	+0.574	50.126	19.852
7	8:39:45.902	1:10.957	+1.553	51.046	19.911

(246) Marvin Zimmermann

Lap	Time of Day	Lap Tm	Diff	S1 Tm	S2 Tm
1	8:32:50.856	1:09.997	+0.539	50.139	19.858
2	8:34:01.910	1:11.054	+1.596	50.717	20.337
3	8:35:11.368	1:09.458		49.205	20.253
4	8:36:22.640	1:11.272	+1.814	51.336	19.936
5	8:37:33.524	1:10.884	+1.426	50.419	20.465
6	8:38:46.502	1:12.978	+3.520	51.874	21.104
7	8:39:58.933	1:12.431	+2.973	51.864	20.567
8	8:41:13.981	1:15.048	+5.590	53.793	21.255

(224) Paul Bernhard

Lap	Time of Day	Lap Tm	Diff	S1 Tm	S2 Tm
1	8:32:48.736	1:12.460	+2.543	52.342	20.118
2	8:34:00.849	1:12.113	+2.196	51.284	20.829
3	8:35:10.871	1:10.022	+0.105	49.610	20.412
4	8:36:20.788	1:09.917		49.830	20.087

(277) Nick Ried

Lap	Time of Day	Lap Tm	Diff	S1 Tm	S2 Tm
1	8:33:04.813	1:11.682	+1.356	51.364	20.318
2	8:34:15.139	1:10.326		50.068	20.258
3	8:35:26.137	1:10.998	+0.672	50.345	20.653
4	8:36:37.768	1:11.631	+1.305	51.599	20.032
5	8:37:49.073	1:11.305	+0.979	50.895	20.410
6	8:39:00.832	1:11.759	+1.433	51.279	20.480
7	8:40:15.572	1:14.740	+4.414	52.402	22.338

(294) Leo Klok

Lap	Time of Day	Lap Tm	Diff	S1 Tm	S2 Tm
1	8:38:48.693	1:11.044		50.874	20.170
2	8:40:00.368	1:11.675	+0.631	50.959	20.716

(305) Semih Bektas

Lap	Time of Day	Lap Tm	Diff	S1 Tm	S2 Tm
1	8:32:50.444	1:13.151	+1.226	52.779	20.372
2	8:34:03.250	1:12.806	+0.881	52.476	20.330
3	8:35:15.175	1:11.925		51.526	20.399
4	8:38:23.819	3:08.644	+1:56.719	51.906	21.257
5	8:39:36.518	1:12.699	+0.774	51.981	20.718
6	8:40:49.477	1:12.959	+1.034	52.448	20.511

(207) Ruudi Algre

Lap	Time of Day	Lap Tm	Diff	S1 Tm	S2 Tm
1	8:33:47.597	1:15.126	+3.154	54.969	20.157
2	8:34:59.972	1:12.375	+0.403	52.226	20.149
3	8:36:11.944	1:11.972		52.183	19.789
4	8:37:27.956	1:16.012	+4.040	54.507	21.505
5	8:38:41.262	1:13.306	+1.334	52.724	20.582
6	8:39:54.975	1:13.713	+1.741	52.903	20.810
7	8:41:07.788	1:12.813	+0.841	51.806	21.007

(275) Mico Lionn Schweers

Lap	Time of Day	Lap Tm	Diff	S1 Tm	S2 Tm
1	8:39:00.303	1:12.295	+0.293	51.429	20.866
2	8:40:12.305	1:12.002		51.027	20.975

Lap	Time of Day	Lap Tm	Diff	S1 Tm	S2 Tm
(302) Jonathan Maier					
1	8:33:18.848	1:16.346	+2.442	54.607	21.739
2	8:34:35.543	1:16.695	+2.791	55.377	21.318
3	8:35:51.695	1:16.152	+2.248	54.170	21.982
4	8:37:06.077	1:14.382	+0.478	53.052	21.330
5	8:38:23.708	1:17.631	+3.727	55.337	22.294
6	8:39:38.821	1:15.113	+1.209	53.843	21.270
7	8:40:52.725	1:13.904		52.642	21.262



### DMKM - Mini

### Super Heat

Track length: 1.315 Km  
Race Started: 11:17:27  
Best Lap by: 244 - Milan Rossi - 59.487


Rank	#	Driver	Nat	Sponsor Entrant	Nat	License E-License	Make	laps	T. Time Diff	Best Lap	Penalty	Points
1	6	244 Milan Rossi	DEU	Lanari Racing Team	DEU	NKA13619 KBF17166	KR/IAME/Vega	9	9:03.679	59.487		75
2	1	241 Damian Luca Zeller	DEU	APEX Performance	DEU	NKA28615 KBF38438	Maranello/TM/Vega	9	9:04.503 0.824	59.666		69
3	-1	222 Carlos Nees	DEU	NEES RACING	DEU	NKA17874 KBF17863	KR/IAME/Vega	9	9:04.946 1.267	59.879		63
4	2	285 Felix Groneck	DEU	CRG Holland	NLD	NKA16373 IBL15521007	CRG/TM/Vega	9	9:05.110 1.431	59.935		57
5	8	219 Gustav Christensen	SWE	CRG Holland	NLD	NKA133604 IBL15521	CRG/TM/Vega	9	9:07.077 3.398	59.924		51
6	-2	247 Ben Schumacher	DEU	ADAC Team Weser-Ems e.V. CRG Holland	NLD	NKA10666 IBL15521008	CRG/TM/Vega	9	9:08.049 4.370	59.874		48
7	-2	266 Lean Kircher	DEU	ADAC Hessen-Thüringen e.V. Ebert Motorsport	DEU	NKA25532 KBF38528	Alonso Kart/TM/Vega	9	9:08.749 5.070	1:00.009		45
8	0	233 Ruben Opitz	DEU	NEES RACING	DEU	NKA10450 KBF38362	KR/IAME/Vega	9	9:08.780 5.101	59.933		42
9	6	221 Devin Titz	DEU	CRG Holland	NLD	NKA14835 IBL15521	CRG/TM/Vega	9	9:13.491 9.812	1:00.157		39
10	4	237 William Sterup Nielsen	DNK	Rene Nielsen	DNK	NAT A95174 IBL75556	CRG/TM/VEGA	9	9:16.241 12.562	59.735		36
11	12	220 Neo Knapp	DEU	Team NKS	DEU	NKA11204 KBF42057	DAB/TM/Vega	9	9:17.931 14.252	1:00.584		34
12	-2	294 Leo Klok	NLD	Miranda Klok-Holtjer	NLD	NKA52623 BEK52403	Oberon/IAME/Vega	9	9:18.006 14.327	1:00.402		32
13	3	225 Noel Mannsperger	DEU	NEES RACING	DEU	NKA11122 KBF17863	KR/IAME/Vega	9	9:19.015 15.336	1:00.213		30
14	-5	211 Presian Stoyanov	DEU	ADAC Berlin-Brandenburg e.V. TR Motorsport	DEU	NKA30339 KBF42809	RS/IAME/Vega	9	9:19.679 16.000	1:00.524		28
15	11	255 Alex Huizer	NLD	CRG Holland	NLD	NKA52410 IBL15521007	CRG/TM /Vega	9	9:21.202 17.523	1:00.435	+ 5 sec	26
16	1	304 Tiberius Müller	DEU	NEES RACING	DEU	NKA21274 KBF17863	Redspeed/IAME/Vega	9	9:21.481 17.802	1:00.924		24
17	11	274 Bruno Kortekaas	NLD	CRG Holland	NLD	NKA52405 IBL15521007	CRG/TM/Vega	9	9:21.713 18.034	1:00.841		22
18	4	208 Roman Meister	DEU	TSUNAMI R.T.	ITA	NKA27196 IBL181	KR/IAME/Vega	9	9:21.774 18.095	1:00.601		20
19	8	277 Nick Ried	DEU	Lanari Racing Team	DEU	NKA10695 KBF17166	KR/IAME/Vega	9	9:21.853 18.174	1:00.863		18
20	-2	224 Paul Bernhard	DEU	ADAC Pfalz e.V. Team75 Bernhard	DEU	NKA41687 BIF38465	Energy/TM/Vega	9	9:24.237 20.558	1:00.418		17
21	-2	305 Semih Bektas	DEU	AMC Ehingen e.V.	DEU	NKA42993 BIC39008	CRG/IAME/Vega	9	9:24.429 20.750	1:00.329		16
22	-2	246 Marvin Zimmermann	DEU	NEES RACING	DEU	NKA10834 KBF17863	KR/IAME/Vega	9	9:26.839 23.160	1:01.368		15
23	1	275 Mico Lionn Schweers	DEU	Swantje Schweers	DEU	NKA26817 BEK26817	Oberon/IAME/Vega	9	9:29.167 25.488	1:00.464	+ 5 sec	14
24	1	302 Jonathan Maier	DEU	7L-Performance	DEU	NKA41248 KBF38668	Tony Kart/TM/Vega	9	9:34.173 30.494	1:02.414		13
25	-14	207 Ruudi Algre	EST	Maranello SRP Factory Team	DEU	NKA26406 KBF38275	Maranello/TM/Vega	9	9:34.411 30.732	1:00.454		12
26	-14	301 Senn Lindeman	NLD	Paauper Kart Racing	NLD	NKA50470 IBL19655006	Birel ART/TM/Vega	9	9:49.472 45.793	1:00.891	+ 5 sec	11
27	-26	214 Henri Möhring	DEU	ADAC Hessen-Thüringen e.V. TB Racing Team	DEU	NKA16972 KBF38262	KR/IAME/Vega	5	5:03.606 4 Laps	59.665		10
28	-7	209 Alexandre Mgaloblishvili	GEO	CRG Deutschland	DEU	NKA230055 KBF18122	CRG/TM/Vega	2	2:11.215 7 Laps	1:02.872		9

#### Announcements

# 255,275,301 + 5 sec front fairing

Timekeeper  
M.Riehmers

Race Director  
H.Seidel



INT. ADAC Kartrennen Mülsen

DMKM - Mini

Arena E Mülsen 1,315 Km

Super Heat

21.04.2024 11:15

Race (9 Laps) started at 11:17:27

Lap	Time of Day	Lap Tm	Diff	S1 Tm	S2 Tm
(244) Milan Rossi					
1	11:18:30.640	<b>1:02.914</b>	+3.427	45.492	17.422
2	11:19:31.461	<b>1:00.821</b>	+1.334	43.461	17.360
3	11:20:31.526	<b>1:00.065</b>	+0.578	42.760	17.305
4	11:21:31.128	<b>59.602</b>	+0.115	42.519	<b>17.083</b>
5	11:22:31.352	<b>1:00.224</b>	+0.737	42.941	17.283
6	11:23:31.617	<b>1:00.265</b>	+0.778	42.979	17.286
7	11:24:32.014	<b>1:00.397</b>	+0.910	43.233	17.164
8	11:25:31.708	<b>59.694</b>	+0.207	42.426	17.268
9	11:26:31.195	<b>59.487</b>		<b>42.221</b>	17.266

(241) Damian Luca Zeller					
1	11:18:30.263	<b>1:02.677</b>	+3.011	44.939	17.738
2	11:19:30.478	<b>1:00.215</b>	+0.549	42.912	17.303
3	11:20:30.836	<b>1:00.358</b>	+0.692	43.036	17.322
4	11:21:30.502	<b>59.666</b>		42.438	17.228
5	11:22:30.983	<b>1:00.481</b>	+0.815	42.951	17.530
6	11:23:32.381	<b>1:01.398</b>	+1.732	44.030	17.368
7	11:24:32.194	<b>59.813</b>	+0.147	42.634	<b>17.179</b>
8	11:25:32.271	<b>1:00.077</b>	+0.411	42.756	17.321
9	11:26:32.019	<b>59.748</b>	+0.082	<b>42.304</b>	17.444

(222) Carlos Nees					
1	11:18:29.005	<b>1:01.468</b>	+1.589	44.014	17.454
2	11:19:29.585	<b>1:00.580</b>	+0.701	43.120	17.460
3	11:20:29.995	<b>1:00.410</b>	+0.531	43.003	17.407
4	11:21:30.307	<b>1:00.312</b>	+0.433	42.958	17.354
5	11:22:31.116	<b>1:00.809</b>	+0.930	43.450	17.359
6	11:23:32.575	<b>1:01.459</b>	+1.580	43.979	17.480
7	11:24:32.454	<b>59.879</b>		<b>42.690</b>	<b>17.189</b>
8	11:25:32.433	<b>59.979</b>	+0.100	42.696	17.283
9	11:26:32.462	<b>1:00.029</b>	+0.150	42.754	17.275

(285) Felix Gronbeck					
1	11:18:29.832	<b>1:02.059</b>	+2.124	44.399	17.660
2	11:19:30.000	<b>1:00.168</b>	+0.233	42.957	17.211
3	11:20:31.091	<b>1:01.091</b>	+1.156	43.788	17.303
4	11:21:31.026	<b>59.935</b>		<b>42.686</b>	17.249
5	11:22:31.285	<b>1:00.259</b>	+0.324	42.910	17.349
6	11:23:31.620	<b>1:00.335</b>	+0.400	42.959	17.376
7	11:24:31.952	<b>1:00.332</b>	+0.397	43.151	17.181
8	11:25:32.189	<b>1:00.237</b>	+0.302	42.892	17.345
9	11:26:32.626	<b>1:00.437</b>	+0.502	43.304	<b>17.133</b>

(219) Gustav Christensen					
1	11:18:31.770	<b>1:03.841</b>	+3.917	46.329	17.512
2	11:19:32.357	<b>1:00.587</b>	+0.663	43.279	17.308
3	11:20:32.986	<b>1:00.629</b>	+0.705	43.169	17.460
4	11:21:33.164	<b>1:00.178</b>	+0.254	42.920	17.258
5	11:22:33.088	<b>59.924</b>		<b>42.540</b>	17.384
6	11:23:34.273	<b>1:01.185</b>	+1.261	43.606	17.579
7	11:24:34.389	<b>1:00.116</b>	+0.192	42.914	<b>17.202</b>
8	11:25:34.592	<b>1:00.203</b>	+0.279	42.832	17.371
9	11:26:34.583	<b>1:00.001</b>	+0.077	42.616	17.385

(247) Ben Schumacher					
1	11:18:29.296	<b>1:01.635</b>	+1.761	44.170	17.465
2	11:19:29.935	<b>1:00.639</b>	+0.765	43.064	17.575
3	11:20:31.469	<b>1:01.534</b>	+1.660	44.125	17.409
4	11:21:31.990	<b>1:00.521</b>	+0.647	43.061	17.460
5	11:22:32.174	<b>1:00.184</b>	+0.310	42.812	17.372
6	11:23:34.505	<b>1:02.331</b>	+2.457	44.915	17.416
7	11:24:35.017	<b>1:00.512</b>	+0.638	43.285	<b>17.227</b>
8	11:25:35.691	<b>1:00.674</b>	+0.800	43.230	17.444
9	11:26:35.565	<b>59.874</b>		<b>42.507</b>	17.367

(266) Lean Kircher					
1	11:18:30.579	<b>1:02.925</b>	+2.916	44.764	18.161
2	11:19:31.821	<b>1:01.242</b>	+1.233	43.726	17.516
3	11:20:32.203	<b>1:00.382</b>	+0.373	42.837	17.545
4	11:21:32.633	<b>1:00.430</b>	+0.421	42.846	17.584
5	11:22:32.642	<b>1:00.009</b>		<b>42.375</b>	17.634

Lap	Time of Day	Lap Tm	Diff	S1 Tm	S2 Tm
6	11:23:34.295	<b>1:01.653</b>	+1.644	43.881	17.772
7	11:24:34.941	<b>1:00.646</b>	+0.637	43.136	<b>17.510</b>
8	11:25:36.027	<b>1:01.086</b>	+1.077	43.576	17.510
9	11:26:36.265	<b>1:00.238</b>	+0.229	42.708	17.530

(233) Ruben Opitz					
1	11:18:31.233	<b>1:03.388</b>	+3.455	45.739	17.649
2	11:19:32.290	<b>1:01.057</b>	+1.124	43.530	17.527
3	11:20:33.755	<b>1:01.465</b>	+1.532	43.879	17.586
4	11:21:34.136	<b>1:00.381</b>	+0.448	42.886	17.495
5	11:22:34.696	<b>1:00.560</b>	+0.627	43.078	17.482
6	11:23:35.155	<b>1:00.459</b>	+0.526	43.104	17.355
7	11:24:35.107	<b>59.952</b>	+0.019	42.782	<b>17.170</b>
8	11:25:36.363	<b>1:01.256</b>	+1.323	43.956	17.300
9	11:26:36.296	<b>59.933</b>		<b>42.652</b>	17.281

(221) Devin Titz					
1	11:18:34.209	<b>1:06.210</b>	+6.053	48.444	17.766
2	11:19:35.386	<b>1:01.177</b>	+1.020	43.746	<b>17.431</b>
3	11:20:36.410	<b>1:01.024</b>	+0.867	43.570	17.454
4	11:21:39.070	<b>1:02.660</b>	+2.503	44.856	17.804
5	11:22:39.644	<b>1:00.574</b>	+0.417	42.954	17.620
6	11:23:40.193	<b>1:00.549</b>	+0.392	43.078	17.471
7	11:24:40.650	<b>1:00.457</b>	+0.300	42.968	17.489
8	11:25:40.850	<b>1:00.200</b>	+0.043	42.678	17.522
9	11:26:41.007	<b>1:00.157</b>		<b>42.556</b>	17.601

(237) William Sterup Nielsen					
1	11:18:37.134	<b>1:08.973</b>	+9.238	51.261	17.712
2	11:19:39.507	<b>1:02.373</b>	+2.638	44.927	17.446
3	11:20:40.638	<b>1:01.131</b>	+1.396	43.794	17.337
4	11:21:41.302	<b>1:00.664</b>	+0.929	43.349	17.315
5	11:22:42.626	<b>1:01.324</b>	+1.589	43.335	17.989
6	11:23:43.403	<b>1:00.777</b>	+1.042	43.480	17.297
7	11:24:44.268	<b>1:00.865</b>	+1.130	43.662	<b>17.203</b>
8	11:25:44.022	<b>59.754</b>	+0.019	42.530	17.224
9	11:26:43.757	<b>59.735</b>		<b>42.421</b>	17.314

(220) Neo Knapp					
1	11:18:34.100	<b>1:05.732</b>	+5.148	47.227	18.505
2	11:19:36.262	<b>1:02.162</b>	+1.578	44.707	<b>17.455</b>
3	11:20:37.403	<b>1:01.141</b>	+0.557	43.416	17.725
4	11:21:40.757	<b>1:03.354</b>	+2.770	43.740	19.614
5	11:22:42.446	<b>1:01.689</b>	+1.105	43.749	17.940
6	11:23:43.280	<b>1:00.834</b>	+0.250	43.231	17.603
7	11:24:44.197	<b>1:00.917</b>	+0.333	43.290	17.627
8	11:25:44.863	<b>1:00.666</b>	+0.082	<b>43.065</b>	17.601
9	11:26:45.447	<b>1:00.584</b>		43.100	17.484

(294) Leo Klok					
1	11:18:34.382	<b>1:06.378</b>	+5.976	47.473	18.905
2	11:19:36.073	<b>1:01.691</b>	+1.289	44.237	17.454
3	11:20:37.604	<b>1:01.531</b>	+1.129	44.112	17.419
4	11:21:39.587	<b>1:01.983</b>	+1.581	43.994	17.989
5	11:22:41.766	<b>1:02.179</b>	+1.777	44.183	17.996
6	11:23:42.924	<b>1:01.158</b>	+0.756	43.509	17.649
7	11:24:44.697	<b>1:01.773</b>	+1.371	44.439	<b>17.334</b>
8	11:25:45.099	<b>1:00.402</b>		<b>42.964</b>	17.438
9	11:26:45.522	<b>1:00.423</b>	+0.021	43.033	17.390

(225) Noel Mannsperger					
1	11:18:35.919	<b>1:07.664</b>	+7.451	49.787	17.877
2	11:19:38.502	<b>1:02.583</b>	+2.370	44.848	17.735
3	11:20:40.569	<b>1:02.067</b>	+1.854	44.461	17.606
4	11:21:42.709	<b>1:02.140</b>	+1.927	44.369	17.771
5	11:22:43.832	<b>1:01.123</b>	+0.910	43.672	17.451
6	11:23:44.432	<b>1:00.600</b>	+0.387	43.277	17.323
7	11:24:45.040	<b>1:00.608</b>	+0.395	43.339	<b>17.269</b>
8	11:25:46.318	<b>1:01.278</b>	+1.065	43.726	17.552
9	11:26:46.531	<b>1:00.213</b>		<b>42.764</b>	17.449

(211) Presian Stoyanov					
1	11:18:33.276	<b>1:05.481</b>	+4.957	47.531	17.950

Orbits



INT. ADAC Kartrennen Mülsen

DMKM - Mini

Arena E Mülsen 1,315 Km

Super Heat

21.04.2024 11:15

Race (9 Laps) started at 11:17:27

Lap	Time of Day	Lap Tm	Diff	S1 Tm	S2 Tm
1	11:19:34.921	1:01.645	+1.121	43.902	17.743
2	11:20:36.334	1:01.413	+0.889	43.422	17.991
3	11:21:40.298	1:03.964	+3.440	46.175	17.789
4	11:22:42.505	1:02.207	+1.683	44.066	18.141
5	11:23:43.723	1:01.218	+0.694	43.723	17.495
6	11:24:44.980	1:01.257	+0.733	43.905	17.352
7	11:25:46.671	1:01.691	+1.167	44.063	17.628
8	11:26:47.195	1:00.524		42.992	17.532

(255) Alex Huizer

1	11:18:35.054	1:06.228	+5.793	48.197	18.031
2	11:19:36.737	1:01.683	+1.248	44.079	17.604
3	11:20:38.066	1:01.329	+0.894	43.818	17.511
4	11:21:39.645	1:01.579	+1.144	43.657	17.922
5	11:22:40.864	1:01.219	+0.784	43.398	17.821
6	11:23:41.809	1:00.945	+0.510	43.381	17.564
7	11:24:42.666	1:00.857	+0.422	43.260	17.597
8	11:25:43.283	1:00.617	+0.182	43.093	17.524
9	11:26:43.718	1:00.435		42.944	17.491

(304) Tiberius Müller

1	11:18:34.189	1:06.122	+5.198	47.621	18.501
2	11:19:35.669	1:01.480	+0.556	43.908	17.572
3	11:20:36.890	1:01.221	+0.297	43.596	17.625
4	11:21:40.019	1:03.129	+2.205	44.575	18.554
5	11:22:41.574	1:01.555	+0.631	43.664	17.891
6	11:23:42.866	1:01.292	+0.368	43.526	17.766
7	11:24:46.885	1:04.019	+3.095	46.339	17.680
8	11:25:48.073	1:01.188	+0.264	43.597	17.591
9	11:26:48.997	1:00.924		43.328	17.596

(274) Bruno Kortekaas

1	11:18:35.577	1:06.758	+5.917	48.799	17.959
2	11:19:38.332	1:02.755	+1.914	45.023	17.732
3	11:20:40.511	1:02.179	+1.338	44.419	17.760
4	11:21:43.406	1:02.895	+2.054	45.247	17.648
5	11:22:44.455	1:01.049	+0.208	43.478	17.571
6	11:23:45.442	1:00.987	+0.146	43.355	17.632
7	11:24:47.086	1:01.644	+0.803	44.144	17.500
8	11:25:48.388	1:01.302	+0.461	43.871	17.431
9	11:26:49.229	1:00.841		43.354	17.487

(208) Roman Meister

1	11:18:36.820	1:08.278	+7.677	50.409	17.869
2	11:19:38.791	1:01.971	+1.370	44.332	17.639
3	11:20:41.723	1:02.932	+2.331	45.083	17.849
4	11:21:42.928	1:01.205	+0.604	43.653	17.552
5	11:22:43.770	1:00.842	+0.241	43.209	17.633
6	11:23:44.371	1:00.601		43.078	17.523
7	11:24:46.943	1:02.572	+1.971	44.967	17.605
8	11:25:48.388	1:01.445	+0.844	43.691	17.754
9	11:26:49.290	1:00.902	+0.301	43.442	17.460

(277) Nick Ried

1	11:18:37.597	1:08.849	+7.986	50.761	18.088
2	11:19:39.967	1:02.370	+1.507	44.852	17.518
3	11:20:42.370	1:02.403	+1.540	44.484	17.919
4	11:21:43.586	1:01.216	+0.353	43.719	17.497
5	11:22:44.562	1:00.976	+0.113	43.476	17.500
6	11:23:45.516	1:00.954	+0.091	43.430	17.524
7	11:24:47.214	1:01.698	+0.835	44.197	17.501
8	11:25:48.506	1:01.292	+0.429	43.871	17.421
9	11:26:49.369	1:00.863		43.520	17.343

(224) Paul Bernhard

1	11:18:35.129	1:06.732	+6.314	48.202	18.530
2	11:19:37.108	1:01.979	+1.561	44.430	17.549
3	11:20:41.612	1:04.504	+4.086	46.548	17.956
4	11:21:46.517	1:04.905	+4.487	47.222	17.683
5	11:22:47.889	1:01.372	+0.954	43.804	17.568
6	11:23:49.537	1:01.648	+1.230	44.083	17.565
7	11:24:50.319	1:00.782	+0.364	43.447	17.335
8	11:25:51.335	1:01.016	+0.598	43.691	17.325

Lap	Time of Day	Lap Tm	Diff	S1 Tm	S2 Tm
9	11:26:51.753	1:00.418		43.170	17.248

(305) Semih Bektaş

1	11:18:43.572	1:15.436	+15.107	57.958	17.478
2	11:19:44.642	1:01.070	+0.741	43.603	17.467
3	11:20:45.727	1:01.085	+0.756	43.553	17.532
4	11:21:47.069	1:01.342	+1.013	43.512	17.830
5	11:22:48.003	1:00.934	+0.605	43.371	17.563
6	11:23:49.888	1:01.885	+1.556	44.198	17.687
7	11:24:50.522	1:00.634	+0.305	43.165	17.469
8	11:25:51.616	1:01.094	+0.765	43.608	17.486
9	11:26:51.945	1:00.329		43.076	17.253

(246) Marvin Zimmermann

1	11:18:36.762	1:08.297	+6.929	49.975	18.322
2	11:19:39.448	1:02.686	+1.318	44.911	17.775
3	11:20:42.593	1:03.145	+1.777	44.918	18.227
4	11:21:46.194	1:03.601	+2.233	45.238	18.363
5	11:22:47.828	1:01.634	+0.266	43.783	17.851
6	11:23:49.776	1:01.948	+0.580	44.294	17.654
7	11:24:51.560	1:01.784	+0.416	43.915	17.869
8	11:25:52.987	1:01.427	+0.059	43.682	17.745
9	11:26:54.355	1:01.368		43.537	17.831

(275) Mico Lionn Schweers

1	11:18:38.911	1:10.287	+9.823	52.260	18.027
2	11:19:41.559	1:02.648	+2.184	44.820	17.828
3	11:20:43.978	1:02.419	+1.955	44.744	17.675
4	11:21:46.063	1:02.085	+1.621	44.016	18.069
5	11:22:47.244	1:01.181	+0.717	43.522	17.659
6	11:23:48.747	1:01.503	+1.039	43.891	17.612
7	11:24:50.132	1:01.385	+0.921	43.798	17.587
8	11:25:51.219	1:01.087	+0.623	43.499	17.588
9	11:26:51.683	1:00.464		43.126	17.338

(302) Jonathan Maier

1	11:18:37.524	1:08.884	+6.470	50.681	18.203
2	11:19:40.906	1:03.382	+0.968	45.455	17.927
3	11:20:44.236	1:03.330	+0.916	45.104	18.226
4	11:21:47.351	1:03.115	+0.701	44.902	18.213
5	11:22:50.298	1:02.947	+0.533	44.780	18.167
6	11:23:53.704	1:03.406	+0.992	45.256	18.150
7	11:24:56.572	1:02.868	+0.454	44.829	18.039
8	11:25:59.275	1:02.703	+0.289	44.680	18.023
9	11:27:01.689	1:02.414		44.472	17.942

(207) Ruudi Algre

1	11:18:33.919	1:06.054	+5.600	48.056	17.998
2	11:19:35.197	1:01.278	+0.824	43.796	17.482
3	11:20:37.255	1:02.058	+1.604	44.373	17.685
4	11:21:56.736	1:19.481	+19.027		
5	11:22:59.066	1:02.330	+1.876	44.535	17.795
6	11:24:00.332	1:01.266	+0.812	43.801	17.465
7	11:25:00.950	1:00.618	+0.164	43.109	17.509
8	11:26:01.473	1:00.523	+0.069	43.163	17.360
9	11:27:01.927	1:00.454		42.939	17.515

(301) Senn Lindeman

1	11:18:35.372	1:07.300	+6.409	48.697	18.603
2	11:19:37.337	1:01.965	+1.074	44.392	17.573
3	11:20:38.228	1:00.891		43.464	17.427
4	11:22:03.655	1:25.427	+24.536		
5	11:23:06.534	1:02.879	+1.988	44.787	18.092
6	11:24:08.592	1:02.058	+1.167	44.221	17.837
7	11:25:09.772	1:01.180	+0.289	43.471	17.709
8	11:26:10.998	1:01.226	+0.335	43.556	17.670
9	11:27:11.988	1:00.990	+0.099	43.197	17.793

(214) Henri Möhring

1	11:18:30.419	1:02.903	+3.238	44.465	18.438
2	11:19:30.084	59.865		42.509	17.156
3	11:20:30.554	1:00.470	+0.805	43.065	17.405
4	11:21:30.365	59.811	+0.146	42.556	17.255

Orbits





INT. ADAC Kartrennen Mülsen

DMKM - Mini Arena E Mülsen 1,315 Km

Super Heat 21.04.2024 11:15

Race (9 Laps) started at 11:17:27

Lap	Time of Day	Lap Tm	Diff	S1 Tm	S2 Tm	Lap	Time of Day	Lap Tm	Diff	S1 Tm	S2 Tm
5	11:22:31.122	<b>1:00.757</b>	+1.092	42.948	17.809						
<b>(209) Alexandre Mgaloblishvili</b>											
1	11:18:35.859	<b>1:07.558</b>	+4.686	49.496	18.062						
2	11:19:38.731	<b>1:02.872</b>		<b>45.189</b>	<b>17.683</b>						



INT. ADAC Kartrennen Mülsen

Lapchart

DMKM - Mini

Arena E Mülsen 1,315 Km

Super Heat

21.04.2024 11:15

Race (9 Laps) started at 11:17:27

Competitors		Laps									
		0	1	2	3	4	5	6	7	8	9
Henri Möhring (214)	1	214	222	222	222	222	241	244	285	244	244
Carlos Nees (222)	2	222	247	247	214	214	222	285	244	285	241
Damian Luca Zeller (241)	3	241	285	285	241	241	214	241	241	241	222
Lean Kircher (266)	4	266	241	214	285	285	285	222	222	222	285
Ben Schumacher (247)	5	247	214	241	247	244	244	219	219	219	219
Milan Rossi (244)	6	244	266	244	244	247	247	266	266	247	247
Felix Groneck (285)	7	285	244	266	266	266	266	247	247	266	266
Presian Stoyanov (211)	8	211	233	233	219	219	219	233	233	233	233
Ruben Opitz (233)	9	233	219	219	233	233	233	221	221	221	221
Ruudi Algre (207)	10	207	211	211	211	221	221	255	255	255	255
Gustav Christensen (219)	11	219	207	207	221	294	255	304	220	237	237
Devin Titz (221)	12	221	220	221	304	255	304	294	237	220	220
Leo Klok (294)	13	294	304	304	207	304	294	220	294	294	294
Tiberius Müller (304)	14	304	221	294	220	211	220	237	211	225	225
Senn Lindeman (301)	15	301	294	220	294	220	211	211	225	211	211
Semih Bektas (305)	16	305	255	255	255	237	237	208	304	304	304
William Sterup Nielsen (237)	17	237	224	224	301	225	208	225	208	208	274
Noel Mannsperger (225)	18	225	301	301	274	208	225	274	274	274	208
Alexandre Mgaloblishvili (209)	19	209	274	274	225	274	274	277	277	277	277
Neo Knapp (220)	20	220	209	225	237	277	277	275	275	275	275
Paul Bernhard (224)	21	224	225	209	224	275	275	224	224	224	224
Marvin Zimmermann (246)	22	246	246	208	208	246	246	246	305	305	305
Roman Meister (208)	23	208	208	246	277	224	224	305	246	246	246
Mico Lionn Schweers (275)	24	275	237	237	246	305	305	302	302	302	302
Jonathan Maier (302)	25	302	302	277	275	302	302	207	207	207	207
Nick Ried (277)	26	277	277	302	302	207	207	301	301	301	301
Bruno Kortekaas (274)	27	274	275	275	305	301	301				
Alex Huizer (255)	28	255	305	305							



**DKM Round 1**
**DMKM - Mini**
**Mülsen**
**Final Intermediate Classification**

Pos. No.	Firstname	Lastname	Nat.	Dri	Entrant	Nat	Ent	Make	Sponsor	QP	Total		SUH	
											PTS	Heat 1		Heat 2
1	241	Damian Luca	Zeller	DEU	APEX Performance	DEU	Maranello/TM/Vega			9	141	22	50	69
2	244	Milan	Rossi	DEU	Lanari Racing Team	DEU	KR/IAME/Vega			18	139	36	28	75
3	222	Carlos	Nees	DEU	NEES RACING	DEU	KR/IAME/Vega			6	138	34	41	63
4	285	Felix	Groneck	DEU	CRG Holland	NLD	CRG/TM/Vega			27	125	38	30	57
5	247	Ben	Schumacher	DEU	CRG Holland	NLD	CRG/TM/Vega	ADAC Team Weser-Ems e.V.		12	120	50	22	48
6	266	Lean	Kircher	DEU	Ebert Motorsport	DEU	Alonso Kart/TM/Vega	ADAC Hessen-Thüringen e.V.		10	113	24	44	45
7	219	Gustav	Christensen	SWE	CRG Holland	NLD	CRG/TM/Vega			20	108	32	25	51
8	233	Ruben	Opitz	DEU	NEES RACING	DEU	KR/IAME/Vega			4	105	27	36	42
9	294	Leo	Klok	NLD	Miranda Klok-Holtjer	NLD	Oberon/IAME/Vega			23	92	28	32	32
10	211	Presian	Stoyanov	DEU	TR Motorsport	DEU	RS/IAME/Vega	ADAC Berlin-Brandenburg e.V.		5	89	23	38	28
11	214	Henri	Möhring	DEU	TB Racing Team	DEU	KR/IAME/Vega	ADAC Hessen-Thüringen e.V.		1	88	44	34	10
12	221	Devin	Titz	DEU	CRG Holland	NLD	CRG/TM/Vega			16	88	25	24	39
13	237	William	Sterup Nielsen	DNK	Rene Nielsen	DNK	CRG/TM/VEGA			8	85	26	23	36
14	225	Noel	Mannspurger	DEU	NEES RACING	DEU	KR/IAME/Vega			13	74	18	26	30
15	207	Ruudi	Algre	EST	Maranello SRP Factory Team	DEU	Maranello/TM/Vega			3	69	30	27	12
16	301	Senn	Lindeman	NLD	Paauger Kart Racing	NLD	Birel ART/TM/Vega			7	68	41	16	11
17	304	Tiberius	Müller	DEU	NEES RACING	DEU	Redspeed/IAME/Vega			2	64	20	20	24
18	220	Neo	Knapp	DEU	Team NKS	DEU	DAB/TM/Vega			11	64	13	17	34
19	224	Paul	Bernhard	DEU	Team75 Bernhard	DEU	Energy/TM/Vega	ADAC Pfalz e.V.		26	55	19	19	17
20	305	Semih	Bektas	DEU	AMC Ehingen e.V.	DEU	CRG/IAME/Vega			22	52	21	15	16
21	208	Roman	Meister	DEU	TSUNAMI R.T.	ITA	KR/IAME/Vega			21	51	10	21	20
22	255	Alex	Huizer	NLD	CRG Holland	NLD	CRG/TM/Vega			17	49	12	11	26
23	246	Marvin	Zimmermann	DEU	NEES RACING	DEU	KR/IAME/Vega			14	47	14	18	15
24	275	Mico Lionn	Schweers	DEU	Swantje Schweers	DEU	Oberon/IAME/Vega			24	42	15	13	14
25	209	Alexandre	Mgaloblishvili	GEO	CRG Deutschland	DEU	CRG/TM/Vega			15	40	17	14	9
26	302	Jonathan	Maier	DEU	7L-Performance	DEU	Tony Kart/TM/Vega			25	39	16	10	13
27	274	Bruno	Kortekaas	NLD	CRG Holland	NLD	CRG/TM/Vega			19	38	4	12	22
28	277	Nick	Ried	DEU	Lanari Racing Team	DEU	KR/IAME/Vega			28	38	11	9	18

**Announcements:** These results are provisional until the conclusion of any judicial and technical matters

Racedirector Horst Seidel:



Timekeeping Monika Riehmers:



Printed: 21.04.2024 11:50

Posted at: h



DKM Round 1	Track:	MülSEN
Class: DMKM - Mini	Heat:	Final
Date/Time: 21.04.2024 15:15	Laps:	11 laps
		Edition 1
	18	
35		36
	17	
33		34
	16	
31		32
	15	
29		30
Bruno Kortekaas <b>274</b> CRG/TM/Vega	14	Nick Ried <b>277</b> KR/IAME/Vega
27		28
Alexandre Mgaloblishvili <b>209</b> CRG/TM/Vega	13	Jonathan Maier <b>302</b> Tony Kart/TM/Vega
25		26
Marvin Zimmermann <b>246</b> KR/IAME/Vega	12	Mico Lionn Schweers <b>275</b> Oberon/IAME/Vega
23		24
Roman Meister <b>208</b> KR/IAME/Vega	11	Alex Huizer <b>255</b> CRG/TM/Vega
21		22
Paul Bernhard <b>224</b> Energy/TM/Vega	10	Semih Bektas <b>305</b> CRG/IAME/Vega
19		20
Tiberius Müller <b>304</b> Redspeed/IAME/Vega	9	Neo Knapp <b>220</b> DAB/TM/Vega
17		18
Ruudi Algre <b>207</b> Maranello/TM/Vega	8	Senn Lindeman <b>301</b> Birel ART/TM/Vega
15		16
William Sterup Nielsen <b>237</b> CRG/TM/VEGA	7	Noel Mannsperger <b>225</b> KR/IAME/Vega
13		14
Henri Möhring <b>214</b> KR/IAME/Vega	6	Devin Titz <b>221</b> CRG/TM/Vega
11		12
Leo Klok <b>294</b> Oberon/IAME/Vega	5	Presian Stoyanov <b>211</b> RS/IAME/Vega
9		10
Gustav Christensen <b>219</b> CRG/TM/Vega	4	Ruben Opitz <b>233</b> KR/IAME/Vega
7		8
Ben Schumacher <b>247</b> CRG/TM/Vega	3	Lean Kircher <b>266</b> Alonso Kart/TM/Vega
5		6
Carlos Nees <b>222</b> KR/IAME/Vega	2	Felix Gronneck <b>285</b> CRG/TM/Vega
3		4
Damian Luca Zeller <b>241</b> Maranello/TM/Vega	1	Milan Rossi <b>244</b> KR/IAME/Vega
1		2

Pole Position

Row

printed 21.04.2024 11:50

### DMKM - Mini

### Final

Track length: 1.315 Km

Race Started: 15:19:02

Best Lap by: 244 - Milan Rossi - 57.893

Rank	#	Driver	Nat	Sponsor Entrant	Nat	License E-License	Make	laps	T. Time Diff	Best Lap	Penalty	Points
1	1	244 Milan Rossi	DEU	Lanari Racing Team	DEU	NKA13619 KBF17166	KR/IAME/Vega	11	10:45.133	57.893		51
2	2	285 Felix Groneck	DEU	CRG Holland	NLD	NKA16373 IBL15521007	CRG/TM/Vega	11	10:49.230 4.097	58.296		44
3	0	222 Carlos Nees	DEU	NEES RACING	DEU	NKA17874 KBF17863	KR/IAME/Vega	11	10:49.448 4.315	58.236		38
4	-3	241 Damian Luca Zeller	DEU	APEX Performance	DEU	NKA28615 KBF38438	Maranello/TM/Vega	11	10:49.494 4.361	58.147		34
5	2	219 Gustav Christensen	SWE	CRG Holland	NLD	NKA133604 IBL15521	CRG/TM/Vega	11	10:50.524 5.391	58.261		30
6	6	221 Devin Titz	DEU	CRG Holland	NLD	NKA14835 IBL15521	CRG/TM/Vega	11	10:55.960 10.827	58.297	+ 5 sec	26
7	15	255 Alex Huizer	NLD	CRG Holland	NLD	NKA52410 IBL15521007	CRG/TM /Vega	11	10:57.304 12.171	59.040		22
8	8	301 Senn Lindeman	NLD	Paauper Kart Racing	NLD	NKA50470 IBL19655006	Birel ART/TM/Vega	11	11:00.576 15.443	58.824		0
9	6	207 Ruudi Algre	EST	Maranello SRP Factory Team	DEU	NKA26406 KBF38275	Maranello/TM/Vega	11	11:00.768 15.635	58.709		18
10	17	274 Bruno Kortekaas	NLD	CRG Holland	NLD	NKA52405 IBL15521007	CRG/TM/Vega	11	11:01.060 15.927	58.764		14
11	6	304 Tiberius Müller	DEU	NEES RACING	DEU	NKA21274 KBF17863	Redspeed/IAME/Vega	11	11:02.683 17.550	59.005		0
12	-6	266 Lean Kircher	DEU	ADAC Hessen-Thüringen e.V. Ebert Motorsport	DEU	NKA25532 KBF38528	Alonso Kart/TM/Vega	11	11:03.050 17.917	59.089	+ 5 sec	10
13	-8	247 Ben Schumacher	DEU	ADAC Team Weser-Ems e.V. CRG Holland	NLD	NKA10666 IBL15521008	CRG/TM/Vega	11	11:04.082 18.949	58.578		8
14	10	275 Mico Lionn Schweers	DEU	Swantje Schweers	DEU	NKA26817 BEK26817	Oberon/IAME/Vega	11	11:05.535 20.402	59.101		6
15	4	224 Paul Bernhard	DEU	ADAC Pfalz e.V. Team75 Bernhard	DEU	NKA41687 BIF38465	Energy/TM/Vega	11	11:06.356 21.223	59.228		4
16	-16	220 Neo Knapp	DEU	Team NKS	DEU	NKA11204 KBF42057	DAB/TM/Vega	11	11:06.694 21.561	58.863		2
17	8	209 Alexandre Mgaloblishvili	GEO	CRG Deutschland	DEU	NKA230055 KBF18122	CRG/TM/Vega	11	11:06.912 21.779	59.012		1
18	2	305 Semih Bektas	DEU	AMC Ehingen e.V.	DEU	NKA42993 BIC39008	CRG/IAME/Vega	11	11:07.144 22.011	59.230		0
19	9	277 Nick Ried	DEU	Lanari Racing Team	DEU	NKA10695 KBF17166	KR/IAME/Vega	11	11:07.227 22.094	58.852		0
20	-6	225 Noel Mannsperger	DEU	NEES RACING	DEU	NKA11122 KBF17863	KR/IAME/Vega	11	11:07.253 22.120	58.893		0
21	-12	294 Leo Klok	NLD	Miranda Klok-Holtjer	NLD	NKA52623 BEK52403	Oberon/IAME/Vega	11	11:07.435 22.302	58.860		0
22	-1	208 Roman Meister	DEU	TSUNAMI R.T.	ITA	NKA27196 IBL181	KR/IAME/Vega	11	11:11.740 26.607	58.943		0
23	3	302 Jonathan Maier	DEU	7L-Performance	DEU	NKA41248 KBF38668	Tony Kart/TM/Vega	11	11:19.806 34.673	1:00.443		0
24	-1	246 Marvin Zimmermann	DEU	NEES RACING	DEU	NKA10834 KBF17863	KR/IAME/Vega	11	11:24.823 39.690	59.846	+ 5 sec	0
25	-17	233 Ruben Opitz	DEU	NEES RACING	DEU	NKA10450 KBF38362	KR/IAME/Vega	11	11:30.450 45.317	58.900		0
26	-16	211 Presian Stoyanov	DEU	ADAC Berlin-Brandenburg e.V. TR Motorsport	DEU	NKA30339 KBF42809	RS/IAME/Vega	0	0.397 11 Laps			0
27	-16	214 Henri Möhring	DEU	ADAC Hessen-Thüringen e.V. TB Racing Team	DEU	NKA16972 KBF38262	KR/IAME/Vega	0	0.466 11 Laps			0
28	-15	237 William Sterup Nielsen	DNK	Rene Nielsen	DNK	NAT A95174 IBL75556	CRG/TM/VEGA	0	0.549 11 Laps			0

#### Announcements

# 266,221,246 + 5 sec front fairing


Timekeeper  
M.Riehmers

Race Director  
H.Seidel

Page 1/1

These results are provisional until the conclusion of any judicial and technical matters!

Printed: 21.04.2024 / 16:09





# INT. ADAC Kartrennen Mülsen

DMKM - Mini

Arena E Mülsen 1,315 Km

Final

21.04.2024 15:15

Race (11 Laps) started at 15:19:02

Lap	Time of Day	Lap Tm	Diff	S1 Tm	S2 Tm
<b>(244) Milan Rossi</b>					
1	15:20:03.274	<b>1:01.045</b>	+3.152	43.786	17.259
2	15:21:03.019	<b>59.745</b>	+1.852	42.631	17.114
3	15:22:01.922	<b>58.903</b>	+1.010	41.803	17.100
4	15:23:00.687	<b>58.765</b>	+0.872	41.735	17.030
5	15:23:58.945	<b>58.258</b>	+0.365	41.321	16.937
6	15:24:57.045	<b>58.100</b>	+0.207	41.141	16.959
7	15:25:55.169	<b>58.124</b>	+0.231	41.110	17.014
8	15:26:53.177	<b>58.008</b>	+0.115	41.155	<b>16.853</b>
9	15:27:51.070	<b>57.893</b>		<b>41.032</b>	16.861
10	15:28:49.224	<b>58.154</b>	+0.261	41.099	17.055
11	15:29:47.362	<b>58.138</b>	+0.245	41.136	17.002
<b>(285) Felix Groneck</b>					
1	15:20:03.648	<b>1:01.353</b>	+3.057	44.081	17.272
2	15:21:03.203	<b>59.555</b>	+1.259	42.517	17.038
3	15:22:02.155	<b>58.952</b>	+0.656	41.842	17.110
4	15:23:00.864	<b>58.709</b>	+0.413	41.716	16.993
5	15:23:59.160	<b>58.296</b>		41.439	<b>16.857</b>
6	15:24:57.618	<b>58.458</b>	+0.162	<b>41.390</b>	17.068
7	15:25:56.148	<b>58.530</b>	+0.234	41.522	17.008
8	15:26:54.761	<b>58.613</b>	+0.317	41.713	16.900
9	15:27:53.244	<b>58.483</b>	+0.187	41.436	17.047
10	15:28:52.350	<b>59.106</b>	+0.810	42.018	17.088
11	15:29:51.459	<b>59.109</b>	+0.813	42.057	17.052
<b>(222) Carlos Nees</b>					
1	15:20:03.184	<b>1:00.884</b>	+2.648	43.421	17.463
2	15:21:03.470	<b>1:00.286</b>	+2.050	43.177	17.109
3	15:22:02.403	<b>58.933</b>	+0.697	41.835	17.098
4	15:23:00.965	<b>58.562</b>	+0.326	41.654	16.908
5	15:23:59.293	<b>58.328</b>	+0.092	41.463	16.865
6	15:24:57.716	<b>58.423</b>	+0.187	41.420	17.003
7	15:25:56.326	<b>58.610</b>	+0.374	41.574	17.036
8	15:26:54.562	<b>58.236</b>		<b>41.393</b>	<b>16.843</b>
9	15:27:53.302	<b>58.740</b>	+0.504	41.797	16.943
10	15:28:52.176	<b>58.874</b>	+0.638	41.753	17.121
11	15:29:51.677	<b>59.501</b>	+1.265	42.481	17.020
<b>(241) Damian Luca Zeller</b>					
1	15:20:04.822	<b>1:02.591</b>	+4.444	45.289	17.302
2	15:21:04.192	<b>59.370</b>	+1.223	42.230	17.140
3	15:22:02.914	<b>58.722</b>	+0.575	41.674	17.048
4	15:23:01.489	<b>58.575</b>	+0.428	41.549	17.026
5	15:23:59.915	<b>58.426</b>	+0.279	41.370	17.056
6	15:24:58.302	<b>58.387</b>	+0.240	41.286	17.101
7	15:25:56.449	<b>58.147</b>		<b>41.245</b>	16.902
8	15:26:54.951	<b>58.502</b>	+0.355	41.660	<b>16.842</b>
9	15:27:53.776	<b>58.825</b>	+0.678	41.706	17.119
10	15:28:53.170	<b>59.394</b>	+1.247	42.190	17.204
11	15:29:51.723	<b>58.553</b>	+0.406	41.652	16.901
<b>(219) Gustav Christensen</b>					
1	15:20:04.140	<b>1:01.672</b>	+3.411	44.252	17.420
2	15:21:03.763	<b>59.623</b>	+1.362	42.592	17.031
3	15:22:03.176	<b>59.413</b>	+1.152	42.427	16.986
4	15:23:01.910	<b>58.734</b>	+0.473	41.675	17.059
5	15:24:00.269	<b>58.359</b>	+0.098	41.532	<b>16.827</b>
6	15:24:58.720	<b>58.451</b>	+0.190	41.475	16.976
7	15:25:57.218	<b>58.498</b>	+0.237	41.498	17.000
8	15:26:55.585	<b>58.367</b>	+0.106	41.432	16.935
9	15:27:53.846	<b>58.261</b>		<b>41.402</b>	16.859
10	15:28:53.304	<b>59.458</b>	+1.197	42.517	16.941
11	15:29:52.753	<b>59.449</b>	+1.188	41.808	17.641
<b>(221) Devin Titz</b>					
1	15:20:05.720	<b>1:03.032</b>	+4.735	45.708	17.324
2	15:21:05.245	<b>59.525</b>	+1.228	42.418	17.107
3	15:22:04.412	<b>59.167</b>	+0.870	41.933	17.234
4	15:23:03.122	<b>58.710</b>	+0.413	41.531	17.179
5	15:24:01.774	<b>58.652</b>	+0.355	41.611	<b>17.041</b>
6	15:25:00.185	<b>58.411</b>	+0.114	41.334	17.077

Lap	Time of Day	Lap Tm	Diff	S1 Tm	S2 Tm
7	15:25:58.770	<b>58.585</b>	+0.288	41.458	17.127
8	15:26:57.264	<b>58.494</b>	+0.197	41.390	17.104
9	15:27:55.763	<b>58.499</b>	+0.202	41.378	17.121
10	15:28:54.060	<b>58.297</b>		<b>41.249</b>	17.048
11	15:29:53.189	<b>59.129</b>	+0.832	41.343	17.786
<b>(255) Alex Huizer</b>					
1	15:20:05.950	<b>1:02.922</b>	+3.882	45.495	17.427
2	15:21:05.802	<b>59.852</b>	+0.812	42.528	17.324
3	15:22:05.400	<b>59.598</b>	+0.558	42.382	<b>17.216</b>
4	15:23:04.712	<b>59.312</b>	+0.272	42.000	17.312
5	15:24:04.033	<b>59.321</b>	+0.281	42.048	17.273
6	15:25:03.267	<b>59.234</b>	+0.194	41.849	17.385
7	15:26:02.307	<b>59.040</b>		<b>41.788</b>	17.252
8	15:27:01.609	<b>59.302</b>	+0.262	42.086	17.216
9	15:28:01.027	<b>59.418</b>	+0.378	42.052	17.366
10	15:29:00.299	<b>59.272</b>	+0.232	42.039	17.233
11	15:29:59.533	<b>59.234</b>	+0.194	41.930	17.304
<b>(301) Senn Lindeman</b>					
1	15:20:09.822	<b>1:06.998</b>	+8.174	49.411	17.587
2	15:21:10.209	<b>1:00.387</b>	+1.563	42.870	17.517
3	15:22:09.717	<b>59.508</b>	+0.684	42.169	17.339
4	15:23:09.163	<b>59.446</b>	+0.622	42.168	17.278
5	15:24:08.234	<b>59.071</b>	+0.247	42.012	<b>17.059</b>
6	15:25:07.919	<b>59.685</b>	+0.861	41.964	17.721
7	15:26:07.000	<b>59.081</b>	+0.257	41.715	17.366
8	15:27:06.078	<b>59.078</b>	+0.254	41.886	17.192
9	15:28:05.117	<b>59.039</b>	+0.215	41.772	17.267
10	15:29:03.981	<b>58.864</b>	+0.040	41.638	17.226
11	15:30:02.805	<b>58.824</b>		<b>41.597</b>	17.227
<b>(207) Ruudi Algre</b>					
1	15:20:08.270	<b>1:05.408</b>	+6.699	47.948	17.460
2	15:21:08.610	<b>1:00.340</b>	+1.631	43.138	17.202
3	15:22:08.402	<b>59.792</b>	+1.083	42.626	17.166
4	15:23:08.901	<b>1:00.499</b>	+1.790	43.192	17.307
5	15:24:08.466	<b>59.565</b>	+0.856	42.524	<b>17.041</b>
6	15:25:08.043	<b>59.577</b>	+0.868	42.333	17.244
7	15:26:07.528	<b>59.485</b>	+0.776	42.277	17.208
8	15:27:06.450	<b>58.922</b>	+0.213	41.877	17.045
9	15:28:05.306	<b>58.856</b>	+0.147	41.772	17.084
10	15:29:04.288	<b>58.982</b>	+0.273	41.864	17.118
11	15:30:02.997	<b>58.709</b>		<b>41.621</b>	17.088
<b>(274) Bruno Kortekaas</b>					
1	15:20:07.777	<b>1:04.343</b>	+5.579	46.991	17.352
2	15:21:08.340	<b>1:00.563</b>	+1.799	43.341	17.222
3	15:22:08.225	<b>59.885</b>	+1.121	42.677	17.208
4	15:23:08.231	<b>1:00.006</b>	+1.242	42.744	17.262
5	15:24:08.064	<b>59.833</b>	+1.069	42.704	17.129
6	15:25:07.983	<b>59.919</b>	+1.155	42.421	17.498
7	15:26:07.870	<b>59.887</b>	+1.123	42.715	17.172
8	15:27:06.642	<b>58.772</b>	+0.008	41.800	<b>16.972</b>
9	15:28:05.534	<b>58.892</b>	+0.128	41.733	17.159
10	15:29:04.525	<b>58.991</b>	+0.227	41.899	17.092
11	15:30:03.289	<b>58.764</b>		<b>41.696</b>	17.068
<b>(304) Tiberius Müller</b>					
1	15:20:07.475	<b>1:04.520</b>	+5.515	46.847	17.673
2	15:21:07.913	<b>1:00.438</b>	+1.433	42.967	17.471
3	15:22:07.812	<b>59.899</b>	+0.894	42.570	17.329
4	15:23:08.131	<b>1:00.319</b>	+1.314	42.977	17.342
5	15:24:08.033	<b>59.902</b>	+0.897	42.575	17.327
6	15:25:08.502	<b>1:00.469</b>	+1.464	42.044	18.425
7	15:26:08.765	<b>1:00.263</b>	+1.258	43.036	17.227
8	15:27:07.783	<b>59.018</b>	+0.013	<b>41.709</b>	17.309
9	15:28:06.791	<b>59.008</b>	+0.003	41.734	17.274
10	15:29:05.796	<b>59.005</b>		41.801	<b>17.204</b>
11	15:30:04.912	<b>59.116</b>	+0.111	41.855	17.261
<b>(266) Lean Kircher</b>					
1	15:20:06.122	<b>1:03.738</b>	+4.649	46.287	17.451

Orbits



INT. ADAC Kartrennen Mülsen

DMKM - Mini

Arena E Mülsen 1,315 Km

Final

21.04.2024 15:15

Race (11 Laps) started at 15:19:02

Lap	Time of Day	Lap Tm	Diff	S1 Tm	S2 Tm
2	15:21:06.148	1:00.026	+0.937	42.709	17.317
3	15:22:05.554	59.406	+0.317	42.202	17.204
4	15:23:05.171	59.617	+0.528	42.195	17.422
5	15:24:04.520	59.349	+0.260	42.010	17.339
6	15:25:03.725	59.205	+0.116	41.734	17.471
7	15:26:02.990	59.265	+0.176	41.839	17.426
8	15:27:02.079	59.089		41.804	17.285
9	15:28:01.363	59.284	+0.195	41.907	17.377
10	15:29:00.729	59.366	+0.277	41.915	17.451
11	15:30:00.279	59.550	+0.461	41.965	17.585

(247) Ben Schumacher

1	15:20:15.393	1:12.990	+14.412	55.635	17.355
2	15:21:15.394	1:00.001	+1.423	42.784	17.217
3	15:22:14.287	58.893	+0.315	41.892	17.001
4	15:23:13.259	58.972	+0.394	41.825	17.147
5	15:24:11.841	58.582	+0.004	41.658	16.924
6	15:25:10.550	58.709	+0.131	41.692	17.017
7	15:26:09.344	58.794	+0.216	41.695	17.099
8	15:27:09.005	59.661	+1.083	42.275	17.386
9	15:28:07.648	58.643	+0.065	41.517	17.126
10	15:29:07.733	1:00.085	+1.507	42.533	17.552
11	15:30:06.311	58.578		41.463	17.115

(275) Mico Lionn Schweers

1	15:20:09.206	1:05.848	+6.747	48.334	17.514
2	15:21:10.275	1:01.069	+1.968	43.377	17.692
3	15:22:10.179	59.904	+0.803	42.641	17.263
4	15:23:10.179	1:00.000	+0.899	42.589	17.411
5	15:24:09.602	59.423	+0.322	42.305	17.118
6	15:25:08.812	59.210	+0.109	41.996	17.214
7	15:26:08.830	1:00.018	+0.917	42.903	17.115
8	15:27:09.206	1:00.376	+1.275	42.898	17.478
9	15:28:08.307	59.101		41.766	17.335
10	15:29:08.089	59.782	+0.681	42.472	17.310
11	15:30:07.764	59.675	+0.574	42.164	17.511

(224) Paul Bernhard

1	15:20:07.569	1:04.523	+5.295	47.241	17.282
2	15:21:08.257	1:00.688	+1.460	43.410	17.278
3	15:22:07.873	59.616	+0.388	42.479	17.137
4	15:23:09.510	1:01.637	+2.409	44.016	17.621
5	15:24:08.738	59.228		42.198	17.030
6	15:25:08.549	59.811	+0.583	42.665	17.146
7	15:26:08.234	59.685	+0.457	42.670	17.015
8	15:27:08.216	59.982	+0.754	43.108	16.874
9	15:28:07.474	59.258	+0.030	42.090	17.168
10	15:29:07.798	1:00.324	+1.096	42.526	17.798
11	15:30:08.585	1:00.787	+1.559	41.914	18.873

(220) Neo Knapp

1	15:20:10.007	1:07.117	+8.254	49.603	17.514
2	15:21:11.281	1:01.274	+2.411	43.760	17.514
3	15:22:11.026	59.745	+0.882	42.394	17.351
4	15:23:10.320	59.294	+0.431	42.111	17.183
5	15:24:09.183	58.863		41.826	17.037
6	15:25:08.266	59.083	+0.220	41.838	17.245
7	15:26:08.173	59.907	+1.044	42.704	17.203
8	15:27:08.137	59.964	+1.101	42.782	17.182
9	15:28:07.414	59.277	+0.414	41.958	17.319
10	15:29:08.029	1:00.615	+1.752	43.074	17.541
11	15:30:08.923	1:00.894	+2.031	41.796	19.098

(209) Alexandre Mgaloblishvili

1	15:20:09.903	1:06.537	+7.525	48.721	17.816
2	15:21:12.633	1:02.730	+3.718	45.108	17.622
3	15:22:12.602	59.969	+0.957	42.610	17.359
4	15:23:12.256	59.654	+0.642	42.329	17.325
5	15:24:11.520	59.264	+0.252	42.113	17.151
6	15:25:10.532	59.012		41.830	17.182
7	15:26:09.838	59.306	+0.294	42.175	17.131
8	15:27:09.445	59.607	+0.595	42.162	17.445
9	15:28:09.455	1:00.010	+0.998	42.708	17.302

Lap	Time of Day	Lap Tm	Diff	S1 Tm	S2 Tm
10	15:29:09.780	1:00.325	+1.313	43.185	17.140
11	15:30:09.141	59.361	+0.349	41.921	17.440

(305) Semih Bektas

1	15:20:11.249	1:08.263	+9.033	50.733	17.530
2	15:21:12.805	1:01.556	+2.326	44.059	17.497
3	15:22:12.940	1:00.135	+0.905	42.885	17.250
4	15:23:12.502	59.562	+0.332	42.343	17.219
5	15:24:11.732	59.230		42.000	17.230
6	15:25:11.082	59.350	+0.120	42.168	17.182
7	15:26:10.624	59.542	+0.312	42.111	17.431
8	15:27:10.265	59.641	+0.411	42.201	17.440
9	15:28:09.756	59.491	+0.261	42.317	17.174
10	15:29:09.418	59.662	+0.432	42.372	17.290
11	15:30:09.373	59.955	+0.725	42.592	17.363

(277) Nick Ried

1	15:20:10.754	1:07.012	+8.160	49.507	17.505
2	15:21:12.711	1:01.957	+3.105	44.404	17.553
3	15:22:14.621	1:01.910	+3.058	43.421	18.489
4	15:23:15.607	1:00.986	+2.134	43.443	17.543
5	15:24:15.009	59.402	+0.550	42.368	17.034
6	15:25:13.874	58.865	+0.013	41.765	17.100
7	15:26:12.834	58.960	+0.108	41.858	17.102
8	15:27:11.697	58.863	+0.011	41.841	17.022
9	15:28:10.549	58.852		41.779	17.073
10	15:29:10.053	59.504	+0.652	42.494	17.010
11	15:30:09.456	59.403	+0.551	42.077	17.326

(225) Noel Mannsperger

1	15:20:15.302	1:12.547	+13.654	54.816	17.731
2	15:21:15.628	1:00.326	+1.433	43.123	17.203
3	15:22:14.848	59.220	+0.327	42.139	17.081
4	15:23:15.518	1:00.670	+1.777	42.819	17.851
5	15:24:14.411	58.893		41.761	17.132
6	15:25:13.578	59.167	+0.274	41.855	17.312
7	15:26:12.568	58.990	+0.097	41.757	17.233
8	15:27:11.510	58.942	+0.049	41.722	17.220
9	15:28:10.421	58.911	+0.018	41.726	17.185
10	15:29:10.413	59.992	+1.099	42.903	17.089
11	15:30:09.482	59.069	+0.176	41.959	17.110

(294) Leo Klok

1	15:20:12.248	1:09.619	+10.759	52.240	17.379
2	15:21:13.005	1:00.757	+1.897	43.189	17.568
3	15:22:14.265	1:01.260	+2.400	43.435	17.825
4	15:23:14.619	1:00.354	+1.494	42.859	17.495
5	15:24:13.867	59.248	+0.388	42.003	17.245
6	15:25:13.790	59.923	+1.063	42.625	17.298
7	15:26:12.650	58.860		41.740	17.120
8	15:27:11.903	59.253	+0.393	42.216	17.037
9	15:28:10.871	58.968	+0.108	41.880	17.088
10	15:29:10.524	59.653	+0.793	42.583	17.070
11	15:30:09.664	59.140	+0.280	42.060	17.080

(208) Roman Meister

1	15:20:18.712	1:15.592	+16.649	57.958	17.634
2	15:21:19.173	1:00.461	+1.518	43.087	17.374
3	15:22:18.876	59.703	+0.760	42.332	17.371
4	15:23:18.290	59.414	+0.471	42.114	17.300
5	15:24:17.756	59.466	+0.523	42.250	17.216
6	15:25:17.771	1:00.015	+1.072	42.029	17.986
7	15:26:16.842	59.071	+0.128	41.752	17.319
8	15:27:15.785	58.943		41.715	17.228
9	15:28:15.343	59.558	+0.615	41.683	17.875
10	15:29:14.883	59.540	+0.597	42.287	17.253
11	15:30:13.969	59.086	+0.143	41.854	17.232

(302) Jonathan Maier

1	15:20:09.273	1:05.725	+5.282	47.868	17.857
2	15:21:12.499	1:03.226	+2.783	45.576	17.650
3	15:22:14.121	1:01.622	+1.179	43.548	18.074
4	15:23:15.632	1:01.511	+1.068	43.413	18.098

Orbits



INT. ADAC Kartrennen Mülsen

DMKM - Mini

Arena E Mülsen 1,315 Km

Final

21.04.2024 15:15

Race (11 Laps) started at 15:19:02


Lap	Time of Day	Lap Tm	Diff	S1 Tm	S2 Tm	Lap	Time of Day	Lap Tm	Diff	S1 Tm	S2 Tm
5	15:24:16.762	1:01.130	+0.687	43.249	17.881						
6	15:25:18.168	1:01.406	+0.963	42.931	18.475						
7	15:26:18.633	1:00.465	+0.022	42.545	17.920						
8	15:27:19.970	1:01.337	+0.894	43.418	17.919						
9	15:28:20.959	1:00.989	+0.546	42.954	18.035						
10	15:29:21.592	1:00.633	+0.190	42.905	17.728						
11	15:30:22.035	1:00.443		42.636	17.807						

(246) Marvin Zimmermann

1	15:20:19.780	1:16.533	+16.687	58.731	17.802
2	15:21:21.089	1:01.309	+1.463	43.625	17.684
3	15:22:22.086	1:00.997	+1.151	42.878	18.119
4	15:23:22.213	1:00.127	+0.281	42.652	17.475
5	15:24:22.112	59.899	+0.053	42.436	17.463
6	15:25:22.085	59.973	+0.127	42.422	17.551
7	15:26:22.326	1:00.241	+0.395	42.661	17.580
8	15:27:22.347	1:00.021	+0.175	42.449	17.572
9	15:28:22.193	59.846		42.411	17.435
10	15:29:22.146	59.953	+0.107	42.519	17.434
11	15:30:22.052	59.906	+0.060	42.196	17.710

(233) Ruben Opitz

1	15:20:39.247	1:36.798	+37.898	1:18.841	17.957
2	15:21:39.593	1:00.346	+1.446	42.922	17.424
3	15:22:39.096	59.503	+0.603	42.328	17.175
4	15:23:38.783	59.687	+0.787	42.180	17.507
5	15:24:37.935	59.152	+0.252	41.928	17.224
6	15:25:36.968	59.033	+0.133	41.861	17.172
7	15:26:35.868	58.900		41.738	17.162
8	15:27:34.935	59.067	+0.167	41.836	17.231
9	15:28:34.321	59.386	+0.486	42.019	17.367
10	15:29:33.419	59.098	+0.198	41.924	17.174
11	15:30:32.679	59.260	+0.360	41.983	17.277



INT. ADAC Kartrennen Mülsen

Lapchart

DMKM - Mini

Arena E Mülsen 1,315 Km

Final

21.04.2024 15:15

Race (11 Laps) started at 15:19:02

Competitors	Laps											
	0	1	2	3	4	5	6	7	8	9	10	11
Milan Rossi (244)	1	244	222	244	244	244	244	244	244	244	244	244
Damian Luca Zeller (241)	2	241	244	285	285	285	285	285	222	285	222	285
Felix Gronneck (285)	3	285	285	222	222	222	222	222	285	222	285	222
Carlos Nees (222)	4	222	219	219	241	241	241	241	241	241	241	241
Lean Kircher (266)	5	266	241	241	219	219	219	219	219	219	219	219
Ben Schumacher (247)	6	247	221	221	221	221	221	221	221	221	221	221
Ruben Opitz (233)	7	233	255	255	255	255	255	255	255	255	255	255
Gustav Christensen (219)	8	219	266	266	266	266	266	266	266	266	266	266
Presian Stoyanov (211)	9	211	304	304	304	304	301	301	301	301	301	301
Leo Klok (294)	10	294	224	224	224	274	274	274	207	207	207	207
Devin Titz (221)	11	221	274	274	274	207	301	207	274	274	274	274
Henri Möhring (214)	12	214	207	207	207	301	207	220	220	304	304	304
Noel Mannsperger (225)	13	225	275	301	301	224	224	304	224	220	220	247
William Sterup Nielsen (237)	14	237	302	275	275	275	220	224	304	224	224	275
Senn Lindeman (301)	15	301	301	220	220	220	275	275	275	247	247	220
Ruudi Algre (207)	16	207	209	302	209	209	209	209	247	275	275	220
Neo Knapp (220)	17	220	220	209	305	305	305	247	209	209	305	209
Tiberius Müller (304)	18	304	277	277	302	247	247	305	305	305	305	209
Semih Bektas (305)	19	305	305	305	294	294	294	225	225	225	225	277
Alex Huizer (255)	20	255	294	294	247	225	225	294	294	277	277	225
Paul Bernhard (224)	21	224	225	247	277	277	277	277	277	294	294	294
Roman Meister (208)	22	208	247	225	225	302	302	208	208	208	208	208
Marvin Zimmermann (246)	23	246	208	208	208	208	208	302	302	302	302	302
Mico Lionn Schweers (275)	24	275	246	246	246	246	246	246	246	246	246	246
Alexandre Mgaloblishvili (209)	25	209	233	233	233	233	233	233	233	233	233	233
Bruno Kortekaas (274)	26	274										
Jonathan Maier (302)	27	302										
Nick Ried (277)	28	277										

