



ADAC Mini Bike 2024

Sorted on best lap time

Mini Bike Junioren

Cheb 1,202 km

1. Freies Training

11.5.2024 09:10

Practice started at 9:18:02

Pos	No.	Name	Club	Nat.	Class	Best Tm	Diff	In Lap	2nd Best
1	22	Trinks Till	AMC Sachsenring e.V.	DEU	0-110	1:09.146		12	1:09.181
2	77	Weinhold Paul	Jentsch Bros Rac./AMC Sari e.V.	DEU	0-110	1:11.405	2.259	5	1:11.443
3	52	Warzecha Ben	DW-MOTO TEAM	DEU	0-110	1:12.676	3.530	12	1:12.760
4	56	Köster Phil Romano	Jentsch Bros Rac./ADAC BBR	DEU	0-110	1:13.541	4.395	5	1:13.834
5	30	Rozkalns Dario	-	LAT	0-110 - G	1:14.005	4.859	10	1:14.633
6	81	Briesach Leon	ADAC Pfalz e.V.	DEU	0-110	1:14.456	5.310	6	1:14.824
7	17	Richter Ron	AMC Sachsenring e.V.	DEU	0-110	1:17.282	8.136	11	1:17.622
8	46	Langlotz Leo	ADAC Hessen-Thüringen e.V.	DEU	0-110	1:20.840	1.694	4	1:22.151
9	66	Weinhold Pepe P.	AMC Sachsenring e.V.	DEU	0-110	1:27.540	8.394	6	1:27.912
10	11	Todorovic Karl	AMC Sachsenring e.V.	DEU	0-110	1:28.220	9.074	1	2:11.997
11	3	Goldammer Nick	AMC Sachsenring e.V.	DEU	0-110	1:29.369	0.223	6	1:29.659

Orbits

Race Director: Enrico DIETZ

Chief of Timekeepers: Ales JAKOUBI

Printed: 11.5.2024 12:49:16





ADAC Mini Bike 2024

Sorted on best lap time

Mini Bike Junioren

Cheb 1,202 km

1. Zeittraining

11.5.2024 10:25

Qualifying started at 10:32:44

Pos	No.	Name	Club	Nat.	Class	Best Tm	Diff	In Lap	2nd Best
1	77	Weinhold Paul	Jentsch Bros Rac./AMC Sari e.V.	DEU	0-110	1:04.256		13	1:04.509
2	56	Köster Phil Romano	Jentsch Bros Rac./ADAC BBR	DEU	0-110	1:04.819	0.563	14	1:05.245
3	22	Trinks Till	AMC Sachsenring e.V.	DEU	0-110	1:05.184	0.928	11	1:05.412
4	52	Warzecha Ben	DW-MOTO TEAM	DEU	0-110	1:06.848	2.592	9	1:06.934
5	81	Briesach Leon	ADAC Pfalz e.V.	DEU	0-110	1:07.925	3.669	13	1:08.466
6	30	Rozkalns Dario	-	LAT	0-110 - G	1:08.159	3.903	11	1:08.304
7	17	Richter Ron	AMC Sachsenring e.V.	DEU	0-110	1:08.726	4.470	9	1:09.000
8	11	Todorovic Karl	AMC Sachsenring e.V.	DEU	0-110	1:09.690	5.434	8	1:10.139
9	46	Langlotz Leo	ADAC Hessen-Thüringen e.V.	DEU	0-110	1:16.453	2.197	10	1:16.573
10	66	Weinhold Pepe P.	AMC Sachsenring e.V.	DEU	0-110	1:22.089	7.833	2	1:22.377
11	3	Goldammer Nick	AMC Sachsenring e.V.	DEU	0-110	1:23.573	9.317	3	1:23.808

Orbits

Race Director: Enrico DIETZ

Chief of Timekeepers: Ales JAKOUBI

Printed: 11.5.2024 12:49:31





ADAC Mini Bike 2024


Mini Bike Junioren

Cheb 1,202 km

1. Zeittraining

11.5.2024 10:25

Qualifying started at 10:32:44



Lap	Lap Tm	Diff	Time of Day
(77) Weinhold Paul			
1	1:11.413	+7.157	10:34:05.363
2	1:05.602	+1.346	10:35:10.965
3	1:05.184	+0.928	10:36:16.149
4	1:04.785	+0.529	10:37:20.934
5	1:05.406	+1.150	10:38:26.340
6	1:04.972	+0.716	10:39:31.312
7	1:04.579	+0.323	10:40:35.891
8	1:04.624	+0.368	10:41:40.515
9	1:31.859	+27.603	10:43:12.374
10	1:07.284	+3.028	10:44:19.658
11	1:04.766	+0.510	10:45:24.424
12	1:05.156	+0.900	10:46:29.580
13	1:04.256		10:47:33.836
14	1:04.509	+0.253	10:48:38.345
(56) Köster Phil Romano			
1	1:17.924	+13.105	10:34:13.822
2	1:08.577	+3.758	10:35:22.399
3	1:07.189	+2.370	10:36:29.588
4	1:06.177	+1.358	10:37:35.765
5	1:09.185	+4.366	10:38:44.950
6	1:07.996	+3.177	10:39:52.946
7	1:06.394	+1.575	10:40:59.340
8	1:07.074	+2.255	10:42:06.414
9	1:06.348	+1.529	10:43:12.762
10	1:05.782	+0.963	10:44:18.544
11	1:06.203	+1.384	10:45:24.747
12	1:06.108	+1.289	10:46:30.855
13	1:05.245	+0.426	10:47:36.100
14	1:04.819		10:48:40.919
(22) Trinks Till			
1	1:16.399	+11.215	10:34:14.101
2	1:10.289	+5.105	10:35:24.390
3	1:06.430	+1.246	10:36:30.820
4	1:05.412	+0.228	10:37:36.232
5	1:08.400	+3.216	10:38:44.632
6	1:08.608	+3.424	10:39:53.240
7	1:06.555	+1.371	10:40:59.795
8	1:06.940	+1.756	10:42:06.735
9	1:06.445	+1.261	10:43:13.180
10	1:07.008	+1.824	10:44:20.188
11	1:05.184		10:45:25.372
12	1:05.827	+0.643	10:46:31.199
13	1:06.631	+1.447	10:47:37.830
14	1:05.588	+0.404	10:48:43.418
(52) Warzecha Ben			
1	1:14.036	+7.188	10:34:07.496
2	1:07.821	+0.973	10:35:15.317
3	1:07.530	+0.682	10:36:22.847
4	1:07.240	+0.392	10:37:30.087
5	1:08.424	+1.576	10:38:38.511
6	1:08.796	+1.948	10:39:47.307
7	1:07.105	+0.257	10:40:54.412
8	1:07.457	+0.609	10:42:01.869
9	1:06.848		10:43:08.717
10	1:07.995	+1.147	10:44:16.712
11	1:06.934	+0.086	10:45:23.646
12	1:06.993	+0.145	10:46:30.639
13	1:07.987	+1.139	10:47:38.626
14	1:07.200	+0.352	10:48:45.826
(81) Briesach Leon			

Lap	Lap Tm	Diff	Time of Day
1	1:17.265	+9.340	10:34:15.355
2	1:12.919	+4.994	10:35:28.274
3	1:08.733	+0.808	10:36:37.007
4	1:09.651	+1.726	10:37:46.658
5	1:10.106	+2.181	10:38:56.764
6	1:09.563	+1.638	10:40:06.327
7	1:09.287	+1.362	10:41:15.614
8	1:09.165	+1.240	10:42:24.779
9	1:09.208	+1.283	10:43:33.987
10	1:08.466	+0.541	10:44:42.453
11	1:09.555	+1.630	10:45:52.008
12	1:08.963	+1.038	10:47:00.971
13	1:07.925		10:48:08.896
(30) Rozkahn Darb			
1	1:17.547	+9.388	10:34:14.397
2	1:11.571	+3.412	10:35:25.968
3	1:08.508	+0.349	10:36:34.476
4	1:09.106	+0.947	10:37:43.582
5	1:08.927	+0.768	10:38:52.509
6	1:09.352	+1.193	10:40:01.861
7	1:08.304	+0.145	10:41:10.165
8	1:08.615	+0.456	10:42:18.780
9	1:54.685	+46.526	10:44:13.465
10	1:17.450	+9.291	10:45:30.915
11	1:08.159		10:46:39.074
12	1:09.012	+0.853	10:47:48.086
(17) Richter Ron			
1	1:19.809	+11.083	10:34:15.184
2	1:15.556	+6.830	10:35:30.740
3	1:10.881	+2.155	10:36:41.621
4	1:10.101	+1.375	10:37:51.722
5	1:10.315	+1.589	10:39:02.037
6	1:11.022	+2.296	10:40:13.059
7	1:10.850	+2.124	10:41:23.909
8	1:09.619	+0.893	10:42:33.528
9	1:08.726		10:43:42.254
10	1:09.589	+0.863	10:44:51.843
11	1:09.694	+0.968	10:46:01.537
12	1:09.643	+0.917	10:47:11.180
13	1:09.000	+0.274	10:48:20.180
(11) Todorovic Karl			
1	1:19.242	+9.552	10:34:13.760
2	1:50.010	+40.320	10:36:03.770
3	1:17.096	+7.406	10:37:20.866
4	1:34.758	+25.068	10:38:55.624
5	1:13.628	+3.938	10:40:09.252
6	1:10.139	+0.449	10:41:19.391
7	1:10.952	+1.262	10:42:30.343
8	1:09.690		10:43:40.033
9	1:11.634	+1.944	10:44:51.667
10	1:10.565	+0.875	10:46:02.232
11	1:13.468	+3.778	10:47:15.700
12	1:11.266	+1.576	10:48:26.966
(46) Langbtz Leo			
1	1:20.658	+4.205	10:34:20.344
2	1:18.461	+2.008	10:35:38.805
3	1:17.562	+1.109	10:36:56.367
4	1:16.573	+0.120	10:38:12.940
5	1:18.495	+2.042	10:39:31.435
6	1:18.044	+1.591	10:40:49.479
7	1:16.928	+0.475	10:42:06.407
8	1:17.673	+1.220	10:43:24.080

Lap	Lap Tm	Diff	Time of Day
9	1:17.856	+1.403	10:44:41.936
10	1:16.453		10:45:58.389
11	1:16.756	+0.303	10:47:15.145
12	1:17.266	+0.813	10:48:32.411
(66) Weinhold Pepe P.			
1	1:28.409	+6.320	10:34:33.017
2	1:22.089		10:35:55.106
3	1:22.377	+0.288	10:37:17.483
(3) Goldammer Nick			
1	1:27.042	+3.469	10:34:27.419
2	1:24.109	+0.536	10:35:51.528
3	1:23.573		10:37:15.101
4	1:23.808	+0.235	10:38:38.909
5	1:25.839	+2.266	10:40:04.748
6	1:27.255	+3.682	10:41:32.003
7	1:26.390	+2.817	10:42:58.393
8	1:27.169	+3.596	10:44:25.562
9	1:50.879	+27.306	10:46:16.441
10	1:43.468	+19.895	10:47:59.909

Orbits

Race Director: Enrico DIETZ

Chief of Timekeepers: Ales JAKOUBI

Printed: 11.5.2024 12:30:07





ADAC Mini Bike 2024

Sorted on best lap time

Mini Bike Junioren

Cheb 1,202 km

2. Zeittraining

11.5.2024 11:40

Qualifying started at 11:47:24

Pos	No.	Name	Club	Nat.	Class	Best Tm	Diff	In Lap	2nd Best
1	77	Weinhold Paul	Jentsch Bros Rac./AMC Sari e.V.	DEU	0-110	1:03.091		12	1:03.137
2	56	Köster Phil Romano	Jentsch Bros Rac./ADAC BBR	DEU	0-110	1:04.229	1.138	11	1:04.351
3	22	Trinks Till	AMC Sachsenring e.V.	DEU	0-110	1:04.769	1.678	4	1:05.003
4	52	Warzecha Ben	DW-MOTO TEAM	DEU	0-110	1:06.098	3.007	12	1:06.203
5	30	Rozkalns Dario	-	LAT	0-110 - G	1:06.303	3.212	13	1:06.578
6	81	Briesach Leon	ADAC Pfalz e.V.	DEU	0-110	1:06.866	3.775	13	1:07.239
7	17	Richter Ron	AMC Sachsenring e.V.	DEU	0-110	1:07.174	4.083	7	1:07.481
8	11	Todorovic Karl	AMC Sachsenring e.V.	DEU	0-110	1:09.497	6.406	3	1:09.691
9	46	Langlotz Leo	ADAC Hessen-Thüringen e.V.	DEU	0-110	1:14.674	1.583	7	1:15.319
10	3	Goldammer Nick	AMC Sachsenring e.V.	DEU	0-110	1:24.042	0.951	3	1:24.297
11	66	Weinhold Pepe P.	AMC Sachsenring e.V.	DEU	0-110	1:27.838	4.747	10	1:28.492

Orbits

Race Director: Enrico DIETZ

Chief of Timekeepers: Ales JAKOUBI

Printed: 11.5.2024 12:49:46





ADAC Mini Bike 2024


Mini Bike Junioren

Cheb 1,202 km

2. Zeittraining

11.5.2024 11:40

Qualifying started at 11:47:24



Lap	Lap Tm	Diff	Time of Day
(77) Weinhold Paul			
1	1:12.604	+9.513	11:48:38.353
2	1:04.970	+1.879	11:49:43.323
3	1:03.833	+0.742	11:50:47.156
4	1:04.180	+1.089	11:51:51.336
5	1:03.649	+0.558	11:52:54.985
6	1:03.360	+0.269	11:53:58.345
7	1:04.023	+0.932	11:55:02.368
8	1:03.423	+0.332	11:56:05.791
9	1:13.696	+10.605	11:57:19.487
10	1:05.745	+2.654	11:58:25.232
11	1:03.137	+0.046	11:59:28.369
12	1:03.091		12:00:31.460
13	1:04.704	+1.613	12:01:36.164
14	1:03.873	+0.782	12:02:40.037
(56) Köster Phil Romano			
1	1:12.073	+7.844	11:48:38.226
2	1:06.655	+2.426	11:49:44.881
3	1:05.647	+1.418	11:50:50.528
4	1:04.809	+0.580	11:51:55.337
5	1:04.597	+0.368	11:52:59.934
6	1:04.360	+0.131	11:54:04.294
7	1:05.314	+1.085	11:55:09.608
8	1:04.351	+0.122	11:56:13.959
9	1:04.634	+0.405	11:57:18.593
10	1:04.370	+0.141	11:58:22.963
11	1:04.229		11:59:27.192
12	1:04.609	+0.380	12:00:31.801
13	1:06.975	+2.746	12:01:38.776
14	1:07.696	+3.467	12:02:46.472
(22) Trinks Till			
1	1:11.620	+6.851	11:49:02.254
2	1:05.740	+0.971	11:50:07.994
3	1:05.083	+0.314	11:51:13.077
4	1:04.769		11:52:17.846
5	1:05.379	+0.610	11:53:23.225
6	1:05.317	+0.548	11:54:28.542
7	1:05.003	+0.234	11:55:33.545
8	2:22.579	+1:17.810	11:57:56.124
9	1:06.510	+1.741	11:59:02.634
10	1:08.384	+3.615	12:00:11.018
11	1:06.461	+1.692	12:01:17.479
12	1:07.096	+2.327	12:02:24.575
13	1:05.081	+0.312	12:03:29.656
(52) Warzecha Ben			
1	1:12.549	+6.451	11:48:37.078
2	1:07.665	+1.567	11:49:44.743
3	1:08.781	+2.683	11:50:53.524
4	1:06.323	+0.225	11:51:59.847
5	1:07.168	+1.070	11:53:07.015
6	1:06.203	+0.105	11:54:13.218
7	1:06.240	+0.142	11:55:19.458
8	1:06.307	+0.209	11:56:25.765
9	1:06.681	+0.583	11:57:32.446
10	1:06.277	+0.179	11:58:38.723
11	1:06.286	+0.188	11:59:45.009
12	1:06.098		12:00:51.107
13	1:06.240	+0.142	12:01:57.347
14	1:06.785	+0.687	12:03:04.132
(30) Rozkahn Dario			
1	1:14.751	+8.448	11:48:40.024

Lap	Lap Tm	Diff	Time of Day
2	1:08.663	+2.360	11:49:48.687
3	1:09.239	+2.936	11:50:57.926
4	1:07.134	+0.831	11:52:05.060
5	1:07.225	+0.922	11:53:12.285
6	1:08.076	+1.773	11:54:20.361
7	1:06.578	+0.275	11:55:26.939
8	1:07.176	+0.873	11:56:34.115
9	1:08.198	+1.895	11:57:42.313
10	1:10.995	+4.692	11:58:53.308
11	1:07.592	+1.289	12:00:00.900
12	1:10.113	+3.810	12:01:11.013
13	1:06.303		12:02:17.316
14	1:08.116	+1.813	12:03:25.432
(81) Briesach Leon			
1	1:15.403	+8.537	11:48:43.910
2	1:09.369	+2.503	11:49:53.279
3	1:08.129	+1.263	11:51:01.408
4	1:08.362	+1.496	11:52:09.770
5	1:07.862	+0.996	11:53:17.632
6	1:07.692	+0.826	11:54:25.324
7	1:07.239	+0.373	11:55:32.563
8	1:07.742	+0.876	11:56:40.305
9	1:08.590	+1.724	11:57:48.895
10	1:08.701	+1.835	11:58:57.596
11	1:07.662	+0.796	12:00:05.258
12	1:08.271	+1.405	12:01:13.529
13	1:06.866		12:02:20.395
14	1:07.267	+0.401	12:03:27.662
(17) Richter Ron			
1	1:16.395	+9.221	11:48:43.770
2	1:10.404	+3.230	11:49:54.174
3	1:08.293	+1.119	11:51:02.467
4	1:08.602	+1.428	11:52:11.069
5	1:07.618	+0.444	11:53:18.687
6	1:07.481	+0.307	11:54:26.168
7	1:07.174		11:55:33.342
8	1:09.671	+2.497	11:56:43.013
9	1:07.763	+0.589	11:57:50.776
10	1:07.626	+0.452	11:58:58.402
11	1:09.964	+2.790	12:00:08.366
12	1:08.875	+1.701	12:01:17.241
13	1:09.022	+1.848	12:02:26.263
14	1:08.470	+1.296	12:03:34.733
(11) Todorovic Karl			
1	1:15.347	+5.850	11:48:41.978
2	1:09.691	+0.194	11:49:51.669
3	1:09.497		11:51:01.166
4	1:11.262	+1.765	11:52:12.428
5	1:10.569	+1.072	11:53:22.997
6	1:10.090	+0.593	11:54:33.087
7	1:10.142	+0.645	11:55:43.229
8	1:14.849	+5.352	11:56:58.078
9	1:09.762	+0.265	11:58:07.840
10	1:10.783	+1.286	11:59:18.623
11	1:10.857	+1.360	12:00:29.480
12	1:10.747	+1.250	12:01:40.227
13	1:11.919	+2.422	12:02:52.146
(46) Langlbiz Leo			
1	1:20.299	+5.625	11:48:49.957
2	1:16.701	+2.027	11:50:06.658
3	1:15.883	+1.209	11:51:22.541
4	1:15.319	+0.645	11:52:37.860

Lap	Lap Tm	Diff	Time of Day
5	1:17.314	+2.640	11:53:55.174
6	1:15.769	+1.095	11:55:10.943
7	1:14.674		11:56:25.617
8	1:16.567	+1.893	11:57:42.184
9	1:15.423	+0.749	11:58:57.607
10	1:16.878	+2.204	12:00:14.485
11	1:15.665	+0.991	12:01:30.150
12	1:17.426	+2.752	12:02:47.576
(3) Goldammer Nick			
1	1:27.195	+3.153	11:48:55.268
2	1:25.393	+1.351	11:50:20.661
3	1:24.042		11:51:44.703
4	1:25.291	+1.249	11:53:09.994
5	1:25.867	+1.825	11:54:35.861
6	1:24.297	+0.255	11:56:00.158
7	1:24.810	+0.768	11:57:24.968
8	1:24.681	+0.639	11:58:49.649
9	1:26.971	+2.929	12:00:16.620
10	1:26.852	+2.810	12:01:43.472
11	1:26.607	+2.565	12:03:10.079
(66) Weinhold Pepe P.			
1	1:35.376	+7.538	11:49:29.714
2	1:30.177	+2.339	11:50:59.891
3	1:29.522	+1.684	11:52:29.413
4	1:28.526	+0.688	11:53:57.939
5	1:28.492	+0.654	11:55:26.431
6	1:33.088	+5.250	11:56:59.519
7	1:28.677	+0.839	11:58:28.196
8	1:28.795	+0.957	11:59:56.991
9	1:28.938	+1.100	12:01:25.929
10	1:27.838		12:02:53.767

Orbits

Race Director: Enrico DIETZ

Chief of Timekeepers: Ales JAKOUBI






ADAC Mini Bike 2024

Mini Bike Junioren

Cheb 1,202 km

Gesamtzeittraining



Pos	No.	Name	Bike	Class	Overall BestTm	R1. Best Tm	R2. Best Tm	R3. Best Tm
1	77	Weinhold Paul	Ohv110Evo	O-110	1:03.091	1:04.256	1:03.091	
2	56	Köster Phil Romano	Ohv110Evo	O-110	1:04.229	1:04.819	1:04.229	
3	22	Trinks Till	Ohv110Evo	O-110	1:04.769	1:05.184	1:04.769	
4	52	Warzecha Ben	Ohv110	O-110	1:06.098	1:06.848	1:06.098	
5	30	Rozkalns Dario	Ohv110Evo	O-110	1:06.303	1:08.159	1:06.303	
6	81	Briesach Leon	Ohv110	O-110	1:06.866	1:07.925	1:06.866	
7	17	Richter Ron	Ohv110Evo	O-110	1:07.174	1:08.726	1:07.174	
Not classified (110% = 1:09.400)								
8	11	Todorovic Karl	Ohv110	O-110	1:09.497	1:09.690	1:09.497	
9	46	Langlotz Leo	Ohv110	O-110	1:14.674	1:16.453	1:14.674	
10	66	Weinhold Pepe P.	Ohv110	O-110	1:22.089	1:22.089	1:27.838	
11	3	Goldammer Nick	Ohv110Evo	O-110	1:23.573	1:23.573	1:24.042	

Orbits

Race Director: Enrico DIETZ

Chief of Timekeepers: Ales JAKOUBI

Printed: 11.5.2024 12:06:38





ADAC Mini Bike 2024


Mini Bike Junioren

Cheb 1,202 km

1. Finale

11.5.2024 13:50

Race (11 Laps)



2

1:06.303
30 RozkaInS Dario
5

1:06.866
81 Briesach Leon
6

1:07.174
17 Richter Ron
7

1


1:03.091
77 Weinhold Paul
1

1:04.229
56 . K.
2

1:04.769
22 Trinks Till
3

1:06.098
52 Warzecha Ben
4

POLE POSITION



Orbits

Race Director: Enrico DIETZ

Chief of Timekeepers: Ales JAKOUBI

Printed: 11.5.2024 12:14:52





ADAC Mini Bike 2024


Mini Bike Junioren

Cheb 1,202 km

1. Finale

11.5.2024 13:50

Race (11 Laps)



3

1:07.174
17 Richter Ron
7

2

1:06.098
52 Warzecha Ben
4

1

1:03.091
77 Weinhold Paul
1


POLE POSITION

1:06.303
30 Rozkalns Dario
5

1:04.229
56 Köster Phil Romano
2

1:06.866
81 Briesach Leon
6

1:04.769
22 Trinks Till
3



Orbits

Race Director: Enrico DIETZ

Chief of Timekeepers: Ales JAKOUBI

Printed: 11.5.2024 12:33:59





ADAC Mini Bike 2024


Mini Bike Junioren

Cheb 1,202 km

2. Finale

11.5.2024 15:50

Race (11 Laps)



3

1:07.174
17 Richter Ron
7

2

1:06.098
52 Warzecha Ben
4

1

1:03.091
77 Weinhold Paul
1


POLE POSITION

1:06.303
30 Rozkalns Dario
5

1:04.229
56 Köster Phil Romano
2

1:06.866
81 Briesach Leon
6

1:04.769
22 Trinks Till
3



Orbits

Race Director: Enrico DIETZ

Chief of Timekeepers: Ales JAKOUBI

Printed: 11.5.2024 12:34:41





ADAC Mini Bike 2024

Sorted on Laps

Mini Bike Junioren

Cheb 1,202 km

1. Finale

11.5.2024 13:50

Race (11 Laps) started at 13:58:18

Pos	No.	Name	Club	Class	Laps	Diff	Total Tm	Best Tm	Points
1	77	Weinhold Paul	Jentsch Bros Rac./AMC Sari e.V.	0-110	11		11:43.268	1:03.170	25
2	22	Trinks Till	AMC Sachsenring e.V.	0-110	11	6.218	11:49.486	1:03.763	20
3	56	Köster Phil Romano	Jentsch Bros Rac./ADAC BBR	0-110	11	6.392	11:49.660	1:03.690	16
4	52	Warzecha Ben	DW-MOTO TEAM	0-110	11	30.873	12:14.141	1:05.965	13
5	81	Briesach Leon	ADAC Pfalz e.V.	0-110	11	38.914	12:22.182	1:06.603	11
6	30	Rozkalns Dario	-	0-110 - G	11	39.365	12:22.633	1:05.727	0
7	17	Richter Ron	AMC Sachsenring e.V.	0-110	11	55.731	12:38.999	1:07.793	10

Margin of Victory

Avg. Speed

Best Lap Tm

Best Speed

Best Lap by

6.218

67,683

1:03.170

68,501

77 - Weinhold Paul

Orbits

Race Director: Enrico DIETZ

Chief of Timekeepers: Ales JAKOUBI

Printed: 11.5.2024 15:48:36





ADAC Mini Bike 2024


Mini Bike Junioren

Cheb 1,202 km

1. Finale

11.5.2024 13:50

Race (11 Laps) started at 13:58:18



Lap	Lap Tm	Diff	Time of Day
(77) Weinhold Paul			
1			13:59:26.471
2	1:04.224	+1.054	14:00:30.695
3	1:03.759	+0.589	14:01:34.454
4	1:03.814	+0.644	14:02:38.268
5	1:03.597	+0.427	14:03:41.865
6	1:03.407	+0.237	14:04:45.272
7	1:03.462	+0.292	14:05:48.734
8	1:03.419	+0.249	14:06:52.153
9	1:03.170		14:07:55.323
10	1:03.219	+0.049	14:08:58.542
11	1:03.386	+0.216	14:10:01.928

Lap	Lap Tm	Diff	Time of Day
(22) Trinks Till			
1			13:59:27.718
2	1:04.359	+0.596	14:00:32.077
3	1:04.551	+0.788	14:01:36.628
4	1:04.326	+0.563	14:02:40.954
5	1:03.775	+0.012	14:03:44.729
6	1:04.246	+0.483	14:04:48.975
7	1:03.930	+0.167	14:05:52.905
8	1:03.873	+0.110	14:06:56.778
9	1:03.787	+0.024	14:08:00.565
10	1:03.818	+0.055	14:09:04.383
11	1:03.763		14:10:08.146

Lap	Lap Tm	Diff	Time of Day
(56) Köster Phil Romano			
1			13:59:28.107
2	1:04.195	+0.505	14:00:32.302
3	1:04.489	+0.799	14:01:36.791
4	1:04.374	+0.684	14:02:41.165
5	1:03.690		14:03:44.855
6	1:04.371	+0.681	14:04:49.226
7	1:03.859	+0.169	14:05:53.085
8	1:03.908	+0.218	14:06:56.993
9	1:03.785	+0.095	14:08:00.778
10	1:03.803	+0.113	14:09:04.581
11	1:03.739	+0.049	14:10:08.320

Lap	Lap Tm	Diff	Time of Day
(52) Warzecha Ben			
1			13:59:30.453
2	1:06.625	+0.660	14:00:37.078
3	1:06.245	+0.280	14:01:43.323
4	1:05.965		14:02:49.288
5	1:05.996	+0.031	14:03:55.284
6	1:06.198	+0.233	14:05:01.482
7	1:06.000	+0.035	14:06:07.482
8	1:06.559	+0.594	14:07:14.041
9	1:06.161	+0.196	14:08:20.202
10	1:06.074	+0.109	14:09:26.276
11	1:06.525	+0.560	14:10:32.801

Lap	Lap Tm	Diff	Time of Day
(81) Briesach Leon			
1			13:59:29.926
2	1:06.674	+0.071	14:00:36.600
3	1:07.021	+0.418	14:01:43.621
4	1:06.756	+0.153	14:02:50.377
5	1:06.941	+0.338	14:03:57.318
6	1:07.348	+0.745	14:05:04.666
7	1:07.489	+0.886	14:06:12.155
8	1:06.769	+0.166	14:07:18.924
9	1:06.603		14:08:25.527
10	1:08.153	+1.550	14:09:33.680
11	1:07.162	+0.559	14:10:40.842

Lap	Lap Tm	Diff	Time of Day
(30) Rozkahn Darb			
1			13:59:34.818
2	1:07.905	+2.178	14:00:42.723
3	1:07.257	+1.530	14:01:49.980
4	1:07.057	+1.330	14:02:57.037
5	1:06.744	+1.017	14:04:03.781
6	1:06.362	+0.635	14:05:10.143
7	1:05.986	+0.259	14:06:16.129
8	1:06.198	+0.471	14:07:22.327
9	1:06.036	+0.309	14:08:28.363
10	1:05.727		14:09:34.090
11	1:07.203	+1.476	14:10:41.293

Lap	Lap Tm	Diff	Time of Day
(17) Richter Ron			
1			13:59:32.798
2	1:08.370	+0.577	14:00:41.168
3	1:08.593	+0.800	14:01:49.761
4	1:07.966	+0.173	14:02:57.727
5	1:08.337	+0.544	14:04:06.064
6	1:09.185	+1.392	14:05:15.249
7	1:09.074	+1.281	14:06:24.323
8	1:08.705	+0.912	14:07:33.028
9	1:08.682	+0.889	14:08:41.710
10	1:07.793		14:09:49.503
11	1:08.156	+0.363	14:10:57.659

Orbits

Race Director: Enrico DIETZ

Chief of Timekeepers: Ales JAKOUBI

Printed: 11.5.2024 14:13:57





ADAC Mini Bike 2024

Lapchart


Mini Bike Junioren

Cheb 1,202 km

1. Finale

11.5.2024 13:50

Race (11 Laps) started at 13:58:18



Competitors	Laps											
	1	2	3	4	5	6	7	8	9	10	11	
Weinhold Paul (77)	1	77	77	77	77	77	77	77	77	77	77	77
Trinks Till (22)	2	22	22	22	22	22	22	22	22	22	22	22
Köster Phil Romano (56)	3	56	56	56	56	56	56	56	56	56	56	56
Briesach Leon (81)	4	81	81	52	52	52	52	52	52	52	52	52
Warzecha Ben (52)	5	52	52	81	81	81	81	81	81	81	81	81
Richter Ron (17)	6	17	17	17	30	30	30	30	30	30	30	30
Rozkajns Dario (30)	7	30	30	30	17	17	17	17	17	17	17	17

Orbits

Race Director: Enrico DIETZ

Chief of Timekeepers: Ales JAKOUBI

Printed: 11.5.2024 14:18:24





ADAC Mini Bike 2024

Sorted on Laps

Mini Bike Junioren

Cheb 1,202 km

2. Finale

11.5.2024 15:50

Race (11 Laps) started at 15:57:35

Pos	No.	Name	Club	Class	Laps	Diff	Total Tm	Best Tm	Points
1	77	Weinhold Paul	Jentsch Bros Rac./AMC Sari e.V.	0-110	11		11:39.077	1:02.505	25
2	22	Trinks Till	AMC Sachsenring e.V.	0-110	11	15.107	11:54.184	1:04.102	20
3	56	Köster Phil Romano	Jentsch Bros Rac./ADAC BBR	0-110	11	20.254	11:59.331	1:03.511	16
4	52	Warzecha Ben	DW-MOTO TEAM	0-110	11	32.880	12:11.957	1:05.619	13
5	30	Rozkalns Dario	-	0-110 - G	11	39.258	12:18.335	1:05.371	0
6	81	Briesach Leon	ADAC Pfalz e.V.	0-110	11	39.275	12:18.352	1:05.308	11
7	17	Richter Ron	AMC Sachsenring e.V.	0-110	11	46.247	12:25.324	1:06.480	10

Margin of Victory

Avg. Speed

Best Lap Tm

Best Speed

Best Lap by

15.107

68,089

1:02.505

69,230

77 - Weinhold Paul

Orbits

Race Director: Enrico DIETZ

Chief of Timekeepers: Ales JAKOUBI

Printed: 11.5.2024 16:10:46





ADAC Mini Bike 2024


Mini Bike Junioren

Cheb 1,202 km

2. Finale

11.5.2024 15:50

Race (11 Laps) started at 15:57:35



Lap	Lap Tm	Diff	Time of Day
(77) Weinhold Paul			
1			15:58:44.148
2	1:03.410	+0.905	15:59:47.558
3	1:02.952	+0.447	16:00:50.510
4	1:02.679	+0.174	16:01:53.189
5	1:02.914	+0.409	16:02:56.103
6	1:02.505		16:03:58.608
7	1:02.548	+0.043	16:05:01.156
8	1:03.014	+0.509	16:06:04.170
9	1:03.251	+0.746	16:07:07.421
10	1:02.831	+0.326	16:08:10.252
11	1:03.983	+1.478	16:09:14.235

Lap	Lap Tm	Diff	Time of Day
(22) Trinks Till			
1			15:58:44.643
2	1:04.204	+0.102	15:59:48.847
3	1:04.545	+0.443	16:00:53.392
4	1:04.694	+0.592	16:01:58.086
5	1:04.668	+0.566	16:03:02.754
6	1:04.632	+0.530	16:04:07.386
7	1:04.383	+0.281	16:05:11.769
8	1:04.294	+0.192	16:06:16.063
9	1:04.102		16:07:20.165
10	1:04.622	+0.520	16:08:24.787
11	1:04.555	+0.453	16:09:29.342

Lap	Lap Tm	Diff	Time of Day
(56) Köster Phil Romano			
1			15:58:50.842
2	1:06.300	+2.789	15:59:57.142
3	1:06.061	+2.550	16:01:03.203
4	1:03.511		16:02:06.714
5	1:03.605	+0.094	16:03:10.319
6	1:04.039	+0.528	16:04:14.358
7	1:03.883	+0.372	16:05:18.241
8	1:04.196	+0.685	16:06:22.437
9	1:03.728	+0.217	16:07:26.165
10	1:04.063	+0.552	16:08:30.228
11	1:04.261	+0.750	16:09:34.489

Lap	Lap Tm	Diff	Time of Day
(52) Warzecha Ben			
1			15:58:45.771
2	1:06.555	+0.936	15:59:52.326
3	1:06.069	+0.450	16:00:58.395
4	1:05.851	+0.232	16:02:04.246
5	1:05.890	+0.271	16:03:10.136
6	1:06.090	+0.471	16:04:16.226
7	1:05.619		16:05:21.845
8	1:06.153	+0.534	16:06:27.998
9	1:06.258	+0.639	16:07:34.256
10	1:06.098	+0.479	16:08:40.354
11	1:06.761	+1.142	16:09:47.115

Lap	Lap Tm	Diff	Time of Day
(30) Rozkahn Dario			
1			15:58:50.676
2	1:07.090	+1.719	15:59:57.766
3	1:07.265	+1.894	16:01:05.031
4	1:06.738	+1.367	16:02:11.769
5	1:06.638	+1.267	16:03:18.407
6	1:05.545	+0.174	16:04:23.952
7	1:05.992	+0.621	16:05:29.944
8	1:06.197	+0.826	16:06:36.141
9	1:06.012	+0.641	16:07:42.153
10	1:05.371		16:08:47.524
11	1:05.969	+0.598	16:09:53.493

Lap	Lap Tm	Diff	Time of Day
(81) Briesach Leon			
1			15:58:50.214
2	1:06.743	+1.435	15:59:56.957
3	1:07.571	+2.263	16:01:04.528
4	1:06.331	+1.023	16:02:10.859
5	1:06.371	+1.063	16:03:17.230
6	1:06.236	+0.928	16:04:23.466
7	1:06.084	+0.776	16:05:29.550
8	1:06.208	+0.900	16:06:35.758
9	1:06.061	+0.753	16:07:41.819
10	1:06.383	+1.075	16:08:48.202
11	1:05.308		16:09:53.510

Lap	Lap Tm	Diff	Time of Day
(17) Richter Ron			
1			15:58:49.163
2	1:07.620	+1.140	15:59:56.783
3	1:07.379	+0.899	16:01:04.162
4	1:07.336	+0.856	16:02:11.498
5	1:06.640	+0.160	16:03:18.138
6	1:06.884	+0.404	16:04:25.022
7	1:06.655	+0.175	16:05:31.677
8	1:06.480		16:06:38.157
9	1:07.653	+1.173	16:07:45.810
10	1:07.177	+0.697	16:08:52.987
11	1:07.495	+1.015	16:10:00.482

Lap	Lap Tm	Diff	Time of Day
-----	--------	------	-------------

Race Director: Enrico DIETZ

Chief of Timekeepers: Ales JAKOUBI

Printed: 11.5.2024 16:11:11



Orbits



ADAC Mini Bike 2024

Lapchart


Mini Bike Junioren

Cheb 1,202 km

2. Finale

11.5.2024 15:50

Race (11 Laps) started at 15:57:35



Competitors	Laps											
	1	2	3	4	5	6	7	8	9	10	11	
Weinhold Paul (77)	1	77	77	77	77	77	77	77	77	77	77	77
Trinks Till (22)	2	22	22	22	22	22	22	22	22	22	22	22
Warzecha Ben (52)	3	52	52	52	52	56	56	56	56	56	56	56
Richter Ron (17)	4	17	17	56	56	56	52	52	52	52	52	52
Briesach Leon (81)	5	81	81	17	81	81	81	81	81	30	30	30
Rozkalns Dario (30)	6	30	56	81	17	17	30	30	30	30	81	81
Köster Phil Romano (56)	7	56	30	30	30	17	17	17	17	17	17	17

Orbits

Race Director: Enrico DIETZ

Chief of Timekeepers: Ales JAKOUBI

Printed: 11.5.2024 16:11:28

