



VMTC : vis métaux tête cylindrique



CAE : crochet à embase filetage métrique



PAE : piton à embase filetage métrique



GAE : gond à embase filetage métrique

CARACTÉRISTIQUES & MISE EN OEUVRE

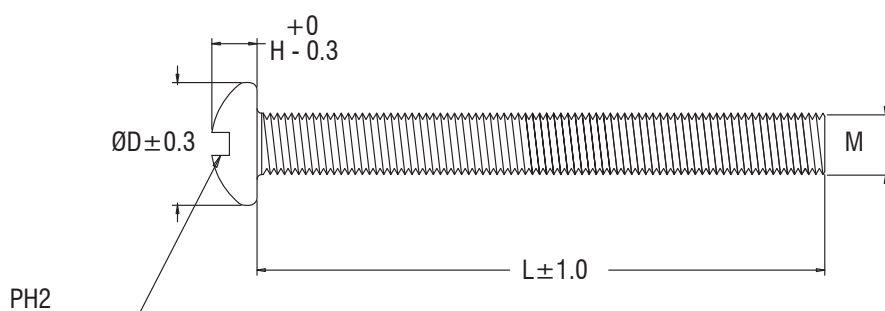
Matière:

Acier zingué blanc

Application :

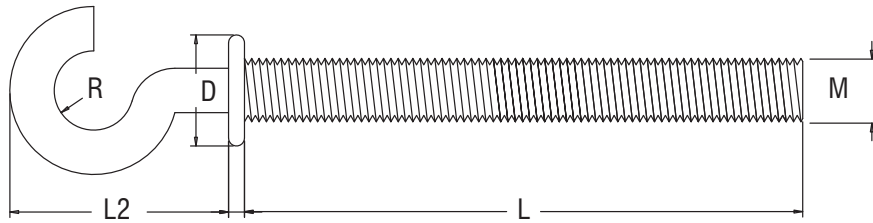
- À utiliser avec les chevilles SPYDER ou SPYDER PLUS en cloisons creuses, ou avec d'autres chevilles à filetage métrique type cheville de frappe.

VIS MÉTAUX TÊTE CYLINDRIQUE



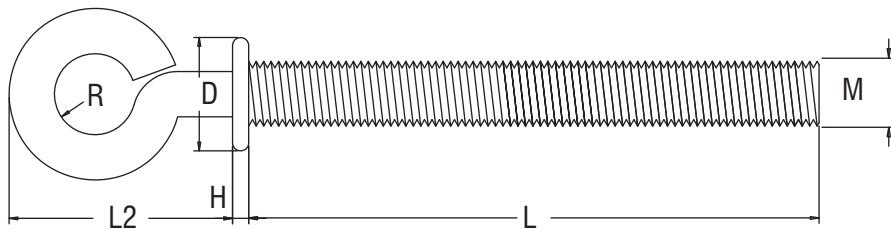
M	L	D	H	Référence
M4	40	8	3.0	VMTC0440
	55	8	3.0	VMTC0455
M5	45	9.5	3.2	VMTC0545
	60	9.5	3.2	VMTC0560
	71	9.5	3.2	VMTC0570
	88	9.5	3.2	VMTC0585
M6	45	11.8	4.0	VMTC0645
	60	11.8	4.0	VMTC0660
	71	11.8	4.0	VMTC0670

CROCHET À EMBASE FILETAGE MÉTRIQUE



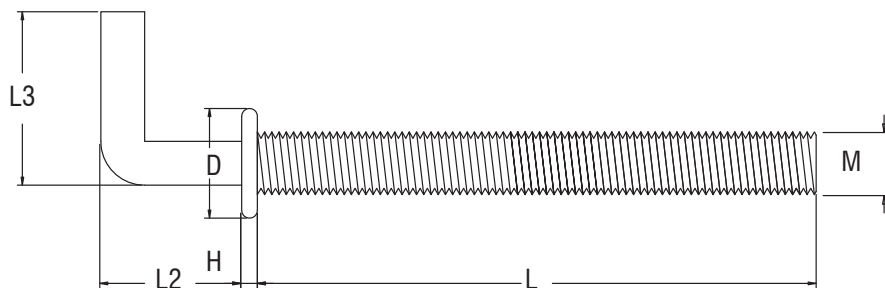
M	L \pm 1	L2 \pm 1	D \pm 0.5	H \pm 0.2	R	Référence
M4	40	24	7	1.5	6	CAE0438
	43	27	8	2	6	CAE0542
M5	56	27	8	2	6	CAE0550
	69	27	8	2	6	CAE0560
M6	43	30	9.5	2.5	6.5	CAE0640
	56	30	9.5	2.5	6.5	CAE0660
	69	30	9.5	2.5	6.5	CAE0670

PITON À EMBASE FILETAGE MÉTRIQUE



M	L \pm 1	L2 \pm 1	D \pm 0.5	H \pm 0.2	R	Référence
M4	40	24	7	1.5	6	PAE0438
	43	27	8	2	6	PAE0542
M5	56	27	8	2	6	PAE0550
	69	27	8	2	6	PAE0560
	86	27	8	2	6	PAE0590
M6	43	30	9.5	2.5	6.5	PAE0640
	56	30	9.5	2.5	6.5	PAE0660
	69	30	9.5	2.5	6.5	PAE0670

GOND À EMBASE FILETAGE MÉTRIQUE



M	L \pm 1	L2 \pm 1	L3 \pm 1	D \pm 0.5	H \pm 0.2	Référence
M4	40	10	14	7	1.5	GAE0438
M5	43	12	16	8	2	GAE0542
	56	12	16	8	2	GAE0550
M6	43	16	18	9.5	2.5	GAE0640

METRICAL THREAD SCREWS

VMTC
CAE/PAE/GAE



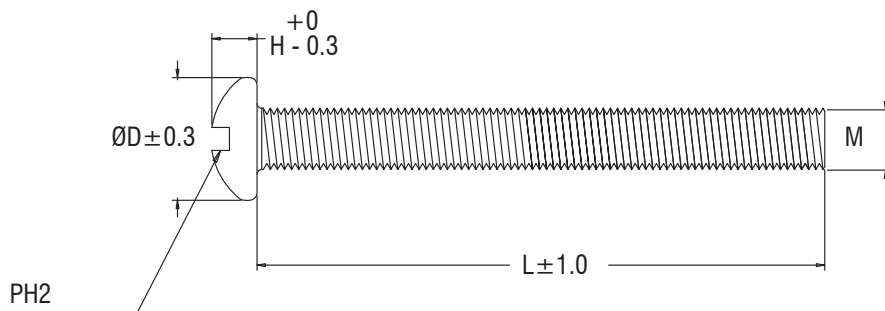
FEATURES & INSTALLATION

Material:
zinc plated steel

Application :

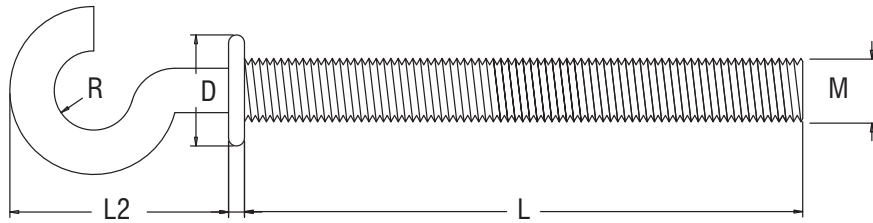
- Use with the hollow wall anchors SPYDER or SPYDER PLUS or with any plug including a metric thread.

METAL SCREW PAN HEAD



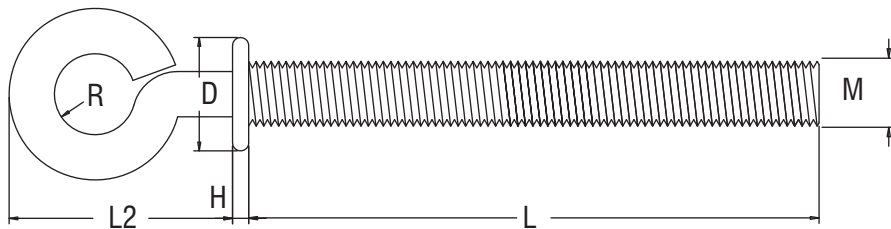
M	L	D	H	Reference
M4	40	8	3.0	VMTC0440
	55	8	3.0	VMTC0455
M5	45	9.5	3.2	VMTC0545
	60	9.5	3.2	VMTC0560
	71	9.5	3.2	VMTC0570
	88	9.5	3.2	VMTC0585
M6	45	11.8	4.0	VMTC0645
	60	11.8	4.0	VMTC0660
	71	11.8	4.0	VMTC0670

HOOK WITH FLANGE



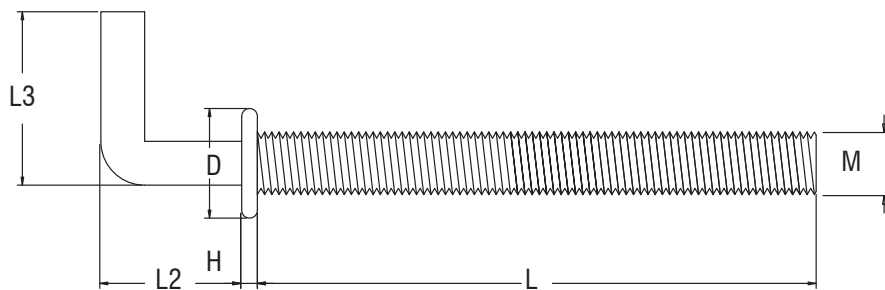
M	L \pm 1	L2 \pm 1	D \pm 0.5	H \pm 0.2	R	Reference
M4	40	24	7	1.5	6	CAE0438
	43	27	8	2	6	CAE0542
M5	56	27	8	2	6	CAE0550
	69	27	8	2	6	CAE0560
M6	43	30	9.5	2.5	6.5	CAE0640
	56	30	9.5	2.5	6.5	CAE0660
	69	30	9.5	2.5	6.5	CAE0670

PITON WITH FLANGE



M	L \pm 1	L2 \pm 1	D \pm 0.5	H \pm 0.2	R	Reference
M4	40	24	7	1.5	6	PAE0438
	43	27	8	2	6	PAE0542
M5	56	27	8	2	6	PAE0550
	69	27	8	2	6	PAE0560
	86	27	8	2	6	PAE0590
M6	43	30	9.5	2.5	6.5	PAE0640
	56	30	9.5	2.5	6.5	PAE0660
	69	30	9.5	2.5	6.5	PAE0670

EYELET WITH FLANGE



M	L \pm 1	L2 \pm 1	L3 \pm 1	D \pm 0.5	H \pm 0.2	Reference
M4	40	10	14	7	1.5	GAE0438
M5	43	12	16	8	2	GAE0542
	56	12	16	8	2	GAE0550
M6	43	16	18	9.5	2.5	GAE0640