




















ATTACHER > Anneaux de levage

Anneau de levage mâle  
DIN 580



Acier zingué C15

Vrac gencodé	x P	 mm	 $\varnothing$ mm	 $\varnothing$ mm	 max kg/daN	Gencod
900/6Z	1	13	M6	20	90	 3 233690 082330
900/8Z	1	13	M8	20	140	 3 233690 082334
900/10Z	1	17	M10	25	230	 3 233690 082347
900/12Z	1	20,5	M12	30	340	 3 233690 082361
900/14Z	1	20,5	M14	30	500	 3 233690 251286
900/16Z	1	27	M16	35	700	 3 233690 251293
900/18Z	1	27	M18	35	930	 3 233690 251309











Vrac en sachet	x P	 mm	 $\varnothing$ mm	 $\varnothing$ mm	 max kg/daN	Gencod
900/20Z	10	30	M20	40	1200	 3 233690 273141
900L/20Z*	10	50	M20	40	1200	 3 233690 273158




\* Tige longue

Anneau de levage femelle  
DIN 580



Acier zingué C15

Vrac gencodé	x P	 $\varnothing$ mm	 $\varnothing$ mm	 max kg/daN	Gencod
901/6Z	1	M6	20	90	 3 233690 082552
901/8Z	1	M8	20	140	 3 233690 082569
901/10Z	1	M10	25	230	 3 233690 082576
901/12Z	1	M12	30	340	 3 233690 082583
901/14Z	1	M14	30	500	 3 233690 251316
901/16Z	1	M16	35	700	 3 233690 251323
901/18Z	1	M18	35	930	 3 233690 251330

Vrac en sachet	x P	 $\varnothing$ mm	 $\varnothing$ mm	 max kg/daN	Gencod
901/20Z	10	M20	40	1200	 3 233690 273165