



DCP 600
180060


COUPE CARRELAGE MANUEL **ALU** PRO
Manual tile cutter pro




NOUVEAU
NEW



● Extensions latérales
(antidérapantes).
Lateral extensions (antislip)



● Roulements à bille.
Breaking pad lever



● Patins larges antiglisse.
Large antislip pads

MasterSeries

Avec butée graduée, molette au carbure de tungstène, **base en aluminium** embouti pour une plus grande rigidité, patte de casse flottante, roulements à billes.

With built in scale ruler, tungsten blade, **Aluminium** plate base, breaking foot, ball bearing system.

Informations techniques

Technical datas

600 mm	400 mm	16 mm	ø 22 mm
Aluminium			

Informations logistiques

Logistics information

Box (mm)		
	790x220x140	3 450811 800608
1 pcs	8,10 Kg	

Consommable

REF: 180101
Molette ø22x6x2,0mm
Au tungstène
CDT: x 4 pcs

