


DC 750
180075

COUPE CARRELAGE MANUEL

Manual tile cutter




Avec équerre et séparateur, molette au carbure de tungstène, socle en acier, patte de casse flottante, 2 extensions de table.

With built in scale ruler, square ruler, tungsten blade, folded steel sheet base, breaking foot, 2 extension wings.

Informations techniques		Technical datas	
750 mm	520 mm	18 mm	ø 22 mm
Acier			


Informations logistiques		Logistic information	
Box (mm)			
970x210x135	3	4 508 11 800752	
1 pc	9,20 Kg		



● Équerre.
Square ruler.



● Roullements à bille.
Ball bearings.



● Extensions repliables.
Foldable extensions.

Consommable

REF: 180101
Molette ø22x6x2,0mm
Au tungstène
CDT: x 4 pcs

