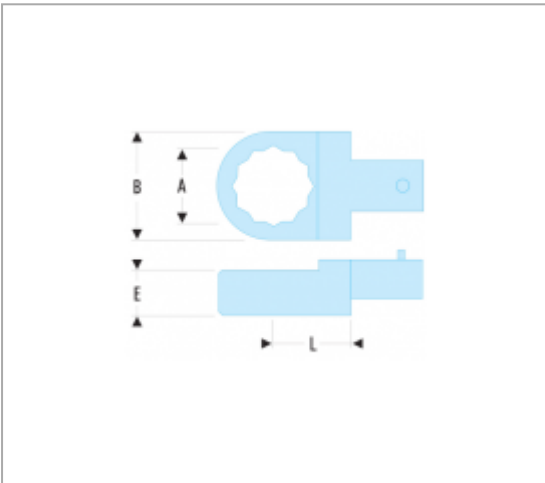




EMBOUTS POLYGONAUX - ATTACHEMENT 14 X 18 MM



Références :

	A [MM]	D [MM]	E [MM]	L [MM]	[G]
13.13	13	30,0	11	25	113
13.14	14	30,0	11	25	109
13.15	15	30,0	11	25	107
13.16	16	30,0	11	25	127
13.17	17	30,0	12	25	123
13.18	18	30,0	12	25	118
13.19	19	31,0	12	25	141
13.21	21	33,0	12	25	133

	A [MM]	D [MM]	E [MM]	L [MM]	[G]
13.22	22	35,0	14	25	153
13.23	23	38,0	14	25	157
13.24	24	38,0	14	25	143
13.27	27	41,5	16	31	183
13.30	30	45,0	18	31	223
13.32	32	47,5	18	31	209
13.34	34	51,0	11	31	212
13.36	36	53,0	19	31	193