

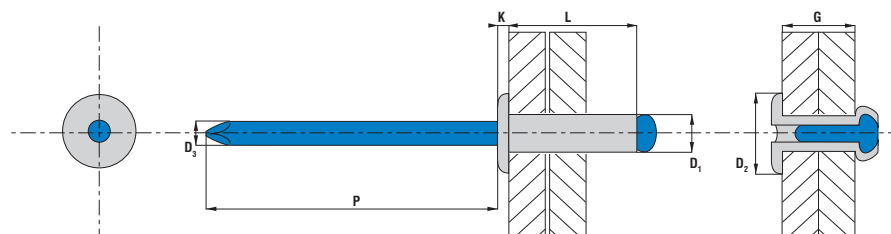
ASD OPEN TYPE 2.4/3.0



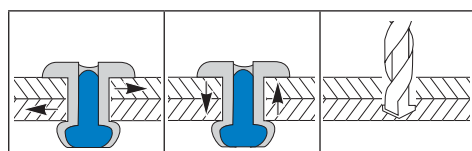
ASD2-4-3.0FICHE

For installation information please refer to the tooling overview and manuals on our website www.scell-it.com
 Pour les conditions de pose, merci de vous référer à la description de l'outil et aux manuels disponibles sur notre site web.
 Angaben zur Verarbeitung entnehmen Sie bitte der Geräteübersicht und den Betriebsanleitungen auf unserer Website.
 Pro informace ohledně montáže navštivte naše webové stránky nebo nahlédněte do manuálu k nářadí.

ENGLISH	FRANÇAIS	DEUTSCH	CZECH
Mandrel : Steel	Tige : Acier	Dorn : Stahl	trn : Ocel
Body : Aluminium	Corps : Aluminium	Körper : Aluminium	ďřík : Hliník
Dome head	Tête plate	Flachrundkopf	plochá hlava



PART NO/REF	D ₁	L	D ₂	K	D ₃	P	G
	Ø (mm)	(mm)+1.0 / -0.2	Ø (mm)	(mm)	Ø (mm)	mini (mm)	min-max (mm)
ASD2404	2.4 +0.08 / -0.10	4.0	5.0 -0.7 / +0.0	0.65 -0.19 / +0.15	1.40	25	0.5-2.0
ASD2406		6.0					2.0-4.0
ASD2408		8.0					4.0-6.0
ASD2410		10.0					6.0-8.0
ASD2412		12.0					8.0-10.0
ASD3004	3.0 +0.08 / -0.10	4.0	6.5 -0.7 / +0.0	0.8 -0.2 / +0.2	1.75	26	0.5-1.5
ASD3006		6.0					1.0-3.5
ASD3008		8.0					3.5-5.5
ASD3010		10.0					5.5-7.0
ASD3012		12.0					7.0-9.0
ASD3014		14.0					9.0-11.0
ASD3016		16.0					11.0-13.0
ASD3018		18.0					13.0-15.0
ASD3020		20.0					15.0-17.0



D ₁ (mm)	(N)	(N)	Ø (mm)
2.4	314	353	2.5
3.0	620	810	3.1

UNIT PLANT CERTIFICATES



ISO 9001:2000
TS 16949

Scell-it®

Data shown are subject to change without prior notice as a result of continuous product development and improvement policy.
Your local Scell-it representative is at your disposal should you need to confirm latest information.

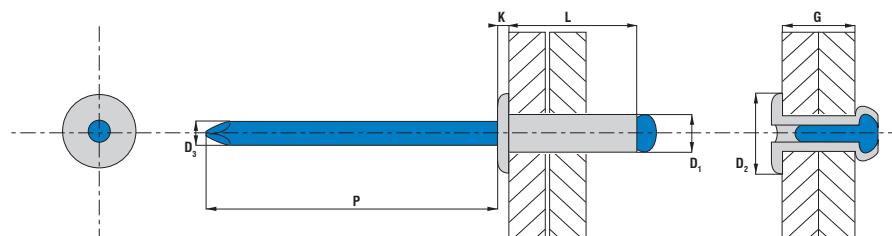
ASD OPEN TYPE 3.2/4.0



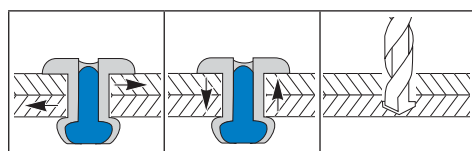
ASD3.2-4.0FCHE

For installation information please refer to the tooling overview and manuals on our website www.scell-it.com
 Pour les conditions de pose, merci de vous référer à la description de l'outil et aux manuels disponibles sur notre site web.
 Angaben zur Verarbeitung entnehmen Sie bitte der Geräteübersicht und den Betriebsanleitungen auf unserer Website.
 Pro informace ohledně montáže navštivte naše webové stránky nebo nahlédněte do manuálu k nářadí.

ENGLISH	FRANÇAIS	DEUTSCH	CZECH
Mandrel : Steel	Tige : Acier	Dorn : Stahl	trn : Ocel
Body : Aluminium	Corps : Aluminium	Körper : Aluminium	ďřík : Hliník
Dome head	Tête plate	Flachrundkopf	plochá hlava



PART NO/REF	D ₁	L	D ₂	K	D ₃	P	G
	Ø (mm)	(mm)+1.0 / -0.2	Ø (mm)	(mm)	Ø (mm)	mini (mm)	min-max (mm)
ASD3206	3.2 +0.08 / -0.10	6.0	6.5 -0.7 / +0.0	0.8 -0.2 / +0.2	1.25	27	1.5-3.5
ASD3208		8.0					3.5-5.5
ASD3210		10.0					5.5-7.0
ASD3212		12.0					7.0-9.0
ASD3214		14.0					9.0-11.0
ASD3216		16.0					11.0-13.0
ASD3218		18.0					13.0-15.0
ASD3220		20.0					15.0-17.0
ASD3225		25.0					17.0-22.0
ASD4006		4.0 +0.08 / -0.15					6.0
ASD4007	7.0		2.0-4.0				
ASD4008	8.0		3.0-5.0				
ASD4010	10.0		5.0-6.5				
ASD4012	12.0		6.5-8.5				
ASD4014	14.0		8.5-10.5				
ASD4016	16.0		10.5-12.5				
ASD4018	18.0		12.5-14.5				
ASD4020	20.0		14.5-16.5				
ASD4023	23.0		16.5-19.0				
ASD4025	25.0		19.0-21.5				
ASD4030	30.0		21.5-26.0				
ASD4035	35.0		26.0-30.0				



D ₁ (mm)	(N)	(N)	Ø (mm)
3.2	760	980	3.3
4.0	1 080	1 580	4.1

UNIT PLANT CERTIFICATES



ISO 9001:2000
TS 16949

Scell-it®

Data shown are subject to change without prior notice as a result of continuous product development and improvement policy.
Your local Scell-it representative is at your disposal should you need to confirm latest information.

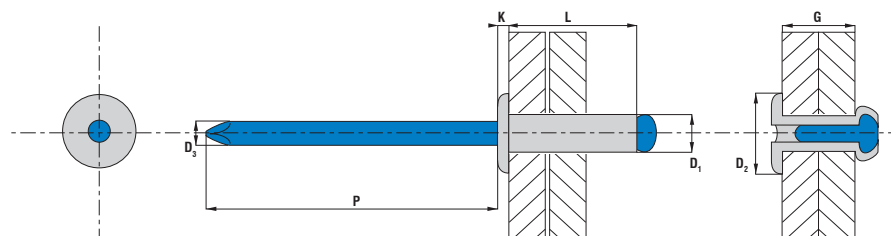
ASD OPEN TYPE 4.8



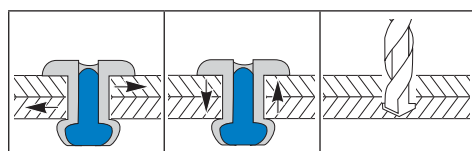
ASD4.8FICHE

For installation information please refer to the tooling overview and manuals on our website www.scell-it.com
 Pour les conditions de pose, merci de vous référer à la description de l'outil et aux manuels disponibles sur notre site web.
 Angaben zur Verarbeitung entnehmen Sie bitte der Geräteübersicht und den Betriebsanleitungen auf unserer Website.
 Pro informace ohledně montáže navštivte naše webové stránky nebo nahlédněte do manuálu k nářadí.

ENGLISH	FRANÇAIS	DEUTSCH	CZECH
Mandrel : Steel	Tige : Acier	Dorn : Stahl	trn : Ocel
Body : Aluminium	Corps : Aluminium	Körper : Aluminium	řfik : Hliník
Dome head	Tête plate	Flachrundkopf	plochá hlava



PART NO/REF	D ₁	L	D ₂	K	D ₃	P	G
	Ø (mm)	(mm)+1.0 / -0.2	Ø (mm)	(mm)	Ø (mm)	mini (mm)	min-max (mm)
ASD4806	4.8 +0.08 / -0.15	6.0	9.5 -1.0 / +0.0	1.1 -0.3 / +0.3	2.70	27	1.0-3.0
ASD4808		8.0					3.0-4.5
ASD4810		10.0					4.5-6.0
ASD4812		12.0					6.0-8.0
ASD4814		14.0					8.0-10.0
ASD4816		16.0					10.0-12.0
ASD4818		18.0					12.0-14.0
ASD4820		20.0					14.0-16.0
ASD4822		22.0					16.0-18.0
ASD4825		25.0					18.0-21.0
ASD4830		30.0					23.0-25.0
ASD4835		35.0					25.0-30.0
ASD4840		40.0					30.0-35.0
ASD4845		45.0					35.0-40.0
ASD4850		50.0					40.0-45.0
ASD4860		60.0					45.0-55.0
ASD4870		70.0					55.0-65.0
ASD4880		80.0					65.0-75.0



D ₁ (mm)	(N)	(N)	Ø (mm)
4.8	1 580	2 230	4.9

UNIT PLANT CERTIFICATES



ISO 9001:2000
TS 16949

Scell-it®

Data shown are subject to change without prior notice as a result of continuous product development and improvement policy.
 Your local Scell-it representative is at your disposal should you need to confirm latest information.

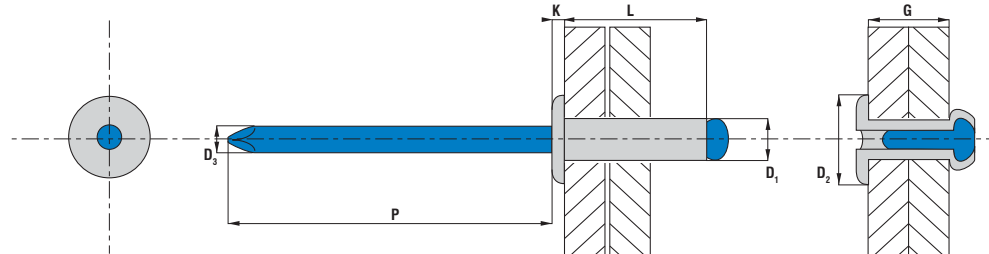
ASD OPEN TYPE 6.0/6.4



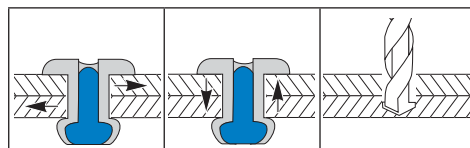
ASD6.0-6.4FICHE

For installation information please refer to the tooling overview and manuals on our website www.scell-it.com
 Pour les conditions de pose, merci de vous référer à la description de l'outil et aux manuels disponibles sur notre site web.
 Angaben zur Verarbeitung entnehmen Sie bitte der Geräteübersicht und den Betriebsanleitungen auf unserer Website.
 Pro informace ohledně montáže navštivte naše webové stránky nebo nahlédněte do manuálu k nářadí.

ENGLISH	FRANÇAIS	DEUTSCH	CZECH
Mandrel : Steel	Tige : Acier	Dorn : Stahl	trn : Ocel
Body : Aluminium	Corps : Aluminium	Körper : Aluminium	ďřík : Hliník
Dome head	Tête plate	Flachrundkopf	plochá hlava



PART NO/REF	D ₁	L	D ₂	K	D ₃	P	G
	Ø (mm)	(mm)+1.0 / -0.2	Ø (mm)	(mm)	Ø (mm)	mini (mm)	min-max (mm)
ASD6008	6.0 +0.08 / -0.15	8.0	12.0 -1.5 / +0.0	1.5 -0.4 / +0.4	3.60	31	2.0-4.0
ASD6010		10.0					4.0-6.0
ASD6012		12.0					6.0-8.0
ASD6016		16.0					9.0-11.0
ASD6018		18.0					11.0-13.0
ASD6022		22.0					13.0-16.0
ASD6026		26.0					16.0-20.0
ASD6030		30.0					20.0-24.0
ASD6035		35.0					24.0-29.0
ASD6410		6.4 +0.08 / -0.15					10.0
ASD6412	12.0		4.0-6.0				
ASD6415	15.0		6.0-9.0				
ASD6418	18.0		9.0-13.0				
ASD6422	22.0		13.0-16.0				
ASD6426	26.0		16.0-20.0				
ASD6430	30.0		20.0-24.0				
ASD6435	35.0		24.0-30.0				
ASD6440	40.0		30.0-35.0				



D ₁ (mm)	(N)	(N)	Ø (mm)
6.0	2 400	3 600	6.1
6.4	2 460	4 090	6.5

UNIT PLANT CERTIFICATES



ISO 9001:2000
TS 16949

Scell-it®

Data shown are subject to change without prior notice as a result of continuous product development and improvement policy.
Your local Scell-it representative is at your disposal should you need to confirm latest information.