



Pressure transducers HydroFox® DMU 09

Part no. 31768

Pressure transducers HydroFox® DMU 09 level probe - for chemical applications

benefits

- chemical-resistant plastic version
- robust ceramic diaphragm without transmission liquid
- highly resistant FEP cable
- special calibration for all standard pressure units possible

Application

For electronic, continuous level measurement in extremely corrosive liquids, e.g. chemicals or waste water from landfill sites.

Description

Pressure transducers HydroFox® convert physical pressure into an electrical signal proportional to the pressure. HydroFox® DMU 09 uses a capacitance ceramic measuring cell.

Technical Specifications

Measuring accuracy

Deviation from the characteristic curve according to IEC 60770 – limit point calibration (non-linearity, hysteresis, repeatability)
 $< \pm 0.35 \% \text{ FSO}$

Measuring range

0/60 mbar

Overpressure safety

$\leq 400 \text{ mbar}$
 at least 15 x FS

Operating temperature range

Medium: $-25/+70 \text{ }^\circ\text{C}$
 Ambient: $-25/+70 \text{ }^\circ\text{C}$
 Storage: $-25/+70 \text{ }^\circ\text{C}$

dynamic characteristics

Response time: $< 200 \text{ ms}$

Probe

L x \varnothing : 126 x 45 mm

material

Housing: PP
 diaphragm: ultra-pure ceramic (Al_2O_3 99.9 %)
 seals: FKM (Viton)
 cable: FEP

Supply voltage

DC 9 – 32 V

Output signal

4–20 mA, 2-wire

Load

$$R_{max} = [(UB - UB_{min})/0.02 A] \Omega$$

Current input

< 21 mA

electrical protection

short circuit proof and protected against reverse polarity

Electrical connection

FEP cable with integrated breather tube for reference to the ambient atmospheric pressure

Cable length: 5 m

Degree of protection: IP 68 (EN 60529)

CE conformity

EMC Directive 2014/30/EU

RoHS Directive 2011/65/EU

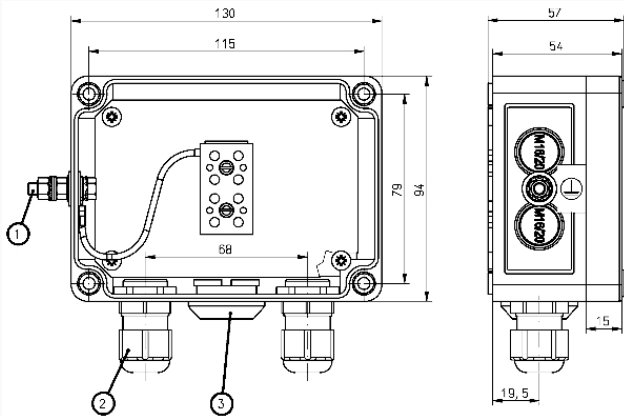
Pressure Equipment Directive 2014/68/EU

Options

- Housing PVDF
- Cable protection conduits
- seals made of FFKM
- Ex version
 - Ex II 1/2G Ex ia IIC T4 Ga/Gb
 - Ex II 1G Ex ia IIC or IIB T6 oder T4 Ga (metal housing)
 - Ex II 1/2D Ex ia IIIC T 110 °C Da/Db
 - Ex II 10 Ex ia IIIC T 110 °C (metal housing)

Technical Drawings

Junction box with pressure relief port




Dimensions (mm)



Earth

Cable gland PG 11

Pressure compensation element

Versions

Range	Measuring range	Type	Version	Part no.
	0/60 mbar	HydroFox® DMU 09		31768

-  in-stock items
-  Non-stock items