


OPTILOC®

A high performance heavy duty industrial pavement


Optiloc is one of the best solutions for vehicular pavements. While maintaining a rectilinear look and feel, it possesses the same locking principal as its relative Anchorlock which is well recognized by unit paver specialists worldwide. Both paver systems have the dual-axis engineering providing superior surface strength and high traffic performance. Ask us about customizing the color and surface of this product.




STANDARD FINISH
CUSTOM COLORS AVAILABLE



IL CAMPO FINISH
CUSTOM COLORS AVAILABLE



SERIES FINISH
CUSTOM COLORS AVAILABLE



ENDURACOLOR FINISH



STANDARD
26 CM X 26 CM X 8 CM
10.25" X 10.25" X 3.125"

Stones & Bundling	Unit	SqFt Per			Per Bundle	Units Per		Lbs Per	
	Thickness	Bundle	Layer	Stone	Layers	SqFt	Bundle	Layers	Bundle
Standard	3-1/8" (8cm)	77.33	9.67	0.54	8	1.86	144	350	2801

Special Order from standard colors - Lead time required. This product is optimized for mechanical installation. Full bundles only. Product is shipped on skids. Minimum quantities may apply. 126 units per bundle is made up of 119 whole units, 7 1/3 units and 7 2/3 units. All measurements are nominal.