




Blu 80 mm

DESCRIPTION: Paver TEXTURE: Slate

PALLET OVERVIEW



NOTES

See page 48 to 51 for more technical information and page 87 to 93 when used as a permeable pavement application.

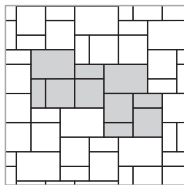
Specifications per pallet	Imperial	Metric
Cubing	84.96 ft ²	7.90 m ²
Weight	3 246 lbs	1 472 kg
Number of rows	8	
Coverage per row	10.62 ft ²	0.99 m ²
Linear coverage per row	9.75 lin. ft	2.97 lin. m

Unit dimensions	in		mm		Units/pallet
	in	mm	in	mm	
 A	Height	3 1/8	80		32 units
	Depth	13	330		
	Length	6 1/2	165		

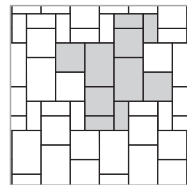
 B	Height	3 1/8	80	32 units
	Depth	13	330	
	Length	13	330	

 C	Height	3 1/8	80	16 units
	Depth	13	330	
	Length	19 1/2	495	

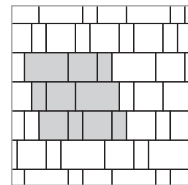
01 | Modular pattern



02 | Modular pattern




03 | Linear pattern




Patterns are for design inspiration only. The installer is responsible to calculate & purchase the correct amount of material.


sandlewood




shale grey




mojave beige



champlain grey



harvest gold



chestnut brown



autumn red






Blu 80 mm

DESCRIPTION: Paver **TEXTURE:** Smooth

PALLET OVERVIEW



NOTES

See page 48 to 51 for more technical information and page 87 to 93 when used as a permeable pavement application.

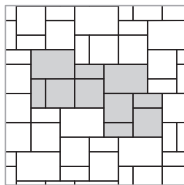
Specifications per pallet	Imperial	Metric
Cubing	84.96 ft²	7.90 m ²
Weight	3 095 lbs	1 404 kg
Number of rows	8	
Coverage per row	10.62 ft²	0.99 m ²
Linear coverage per row	9.75 lin. ft	2.97 lin. m

Unit dimensions	in		mm		Units/pallet
	in	mm	in	mm	
 A	Height	3 1/8	80		32 units
	Depth	13	330		
	Length	6 1/2	165		

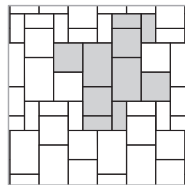
 B	Height	3 1/8	80	32 units
	Depth	13	330	
	Length	13	330	

 C	Height	3 1/8	80	16 units
	Depth	13	330	
	Length	19 1/2	495	

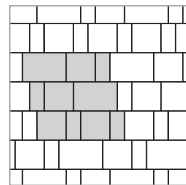
01 | Modular pattern



02 | Modular pattern



03 | Linear pattern




Patterns are for design inspiration only. The installer is responsible to calculate & purchase the correct amount of material.


shale grey




chestnut brown



champlain grey



onyx black



greyed nickel



beige cream






Blu 80 mm

DESCRIPTION : Paver **TEXTURE :** Polished

PALLET OVERVIEW







NOTES

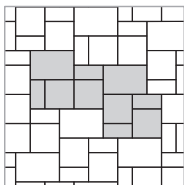
See page 48 to 51 for more technical information and page 87 to 93 when used as a permeable pavement application.

Polished

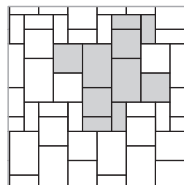
Specifications per pallet	Imperial	Metric
Cubing	84.96 ft²	7.90 m ²
Weight	3 042 lbs	1 380 kg
Number of rows	8	
Coverage per row	10.62 ft ²	0.99 m ²
Linear coverage per row	9.75 lin. ft	2.97 lin. m

	Unit dimensions	in	mm	Units /pallet
 A				
	Height	3 1/16	78	32 units
	Depth	13	330	
	Length	6 1/2	165	
B				
	Height	3 1/16	78	32 units
	Depth	13	330	
	Length	13	330	
C				
	Height	3 1/16	78	16 units
	Depth	13	330	
	Length	19 1/2	495	

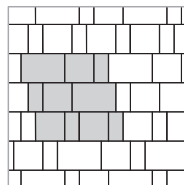
01 | Modular pattern



02 | Modular pattern



03 | Linear pattern



Patterns are for design inspiration only. The installer is responsible to calculate & purchase the correct amount of material.






Blu 80 mm

DESCRIPTION: Paver TEXTURE: Galaxy

PALLET OVERVIEW









NOTES

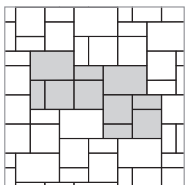
See page 48 to 51 for more technical information and page 87 to 93 when used as a permeable pavement application.

Galaxy

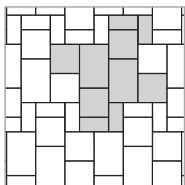
Specifications per pallet	Imperial	Metric
Cubing	84.96 ft²	7.90 m ²
Weight	3 010 lbs	1 365 kg
Number of rows	8	
Coverage per row	10.62 ft ²	0.99 m ²
Linear coverage per row	9.75 lin. ft	2.97 lin. m

	Unit dimensions	in	mm	Units/pallet
	Height	3 1/8	80	32 units
	Depth	13	330	
	Length	6 1/2	165	
	Height	3 1/8	80	32 units
	Depth	13	330	
	Length	13	330	
	Height	3 1/8	80	16 units
	Depth	13	330	
	Length	19 1/2	495	

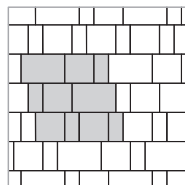
01 | Modular pattern



02 | Modular pattern




03 | Linear pattern



Patterns are for design inspiration only. The installer is responsible to calculate & purchase the correct amount of material.

greyed nickel



beige cream

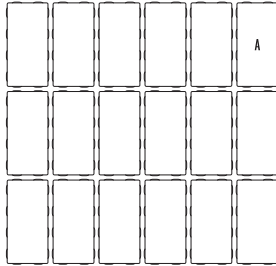




Blu 80 mm (6"×13")

DESCRIPTION: Paver **TEXTURE:** Smooth & Slate

PALLET OVERVIEW



NOTES

See page 48 to 51 for more technical information and page 87 to 93 when used as a permeable pavement application.

Specifications per pallet		Imperial	Metric
Cubing		84.40 ft²	7.84 m ²
Weight		3 133 lbs	1 421 kg
Number of rows		8	
Coverage per row		10.55 ft ²	0.98 m ²
Linear coverage per row	Depth	19.49 lin. ft	5.94 lin. m
	Length	9.74 lin. ft	2.97 lin. m

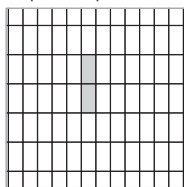
Unit dimensions	in		mm		Units/pallet
	in	mm	in	mm	
Height	3 1/8	80			144 units
Depth	13	330			
Length	6 1/2	165			




A




01 | Linear pattern



02 | Linear pattern




03 | Herringbone pattern



Patterns are for design inspiration only. The installer is responsible to calculate & purchase the correct amount of material.

SMOOTH



SLATE

