



HD²
COLLECTION

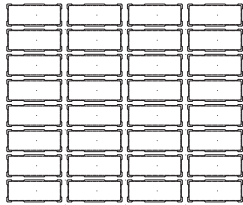
Stonedge
COLLECTION

NEW

TRAVERTINA RAW

DESCRIPTION: Paver TEXTURE: HD² Brushed Travertine

PALLET OVERVIEW



NOTES

See page 44 to 47 for more technical information. When used in a permeable pavement application, see page 83 to 89 for more technical information.

JOINT WIDTH: 5/8" (15 mm)

% OF SURFACE OPENING: 7.8 %


Specifications per pallet	Imperial	Metric
Cubing	107.63 ft²	10.00 m ²
Weight	2 998 lbs	1 360 kg
Number of rows	10	
Coverage per row	10.76 ft ²	1.00 m ²
Linear coverage per row	11.77 lin. ft	3.59 lin. m
Length	29.25 lin. ft	8.92 lin. m



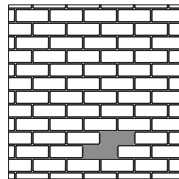
Unit dimensions	in	mm	Units/pallet
Height	2 ³ / ₄	70	320 units
Depth	4 ⁷ / ₁₆	112	
Length	11	279	

PAVERS


01 | Linear pattern
Checkerboard 45°



02 | Linear pattern



03 | Herringbone pattern



Patterns are for design inspiration only. The installer is responsible to calculate & purchase the correct amount of material.

riviera



rock garden brown



ivory

